

[Manuals.plus](#) /

> [innioasis](#) /

> innioasis G1 MP3 Player User Manual

**innioasis G1**

# innioasis G1 MP3 Player User Manual

Model: G1

## INTRODUCTION

The innioasis G1 MP3 Player is a versatile portable media device designed for music, video, and e-book enjoyment. Featuring Bluetooth and Wi-Fi connectivity, a 4-inch touchscreen, and ample storage, it offers a comprehensive entertainment experience on the go. This manual provides detailed instructions to help you get the most out of your new device.

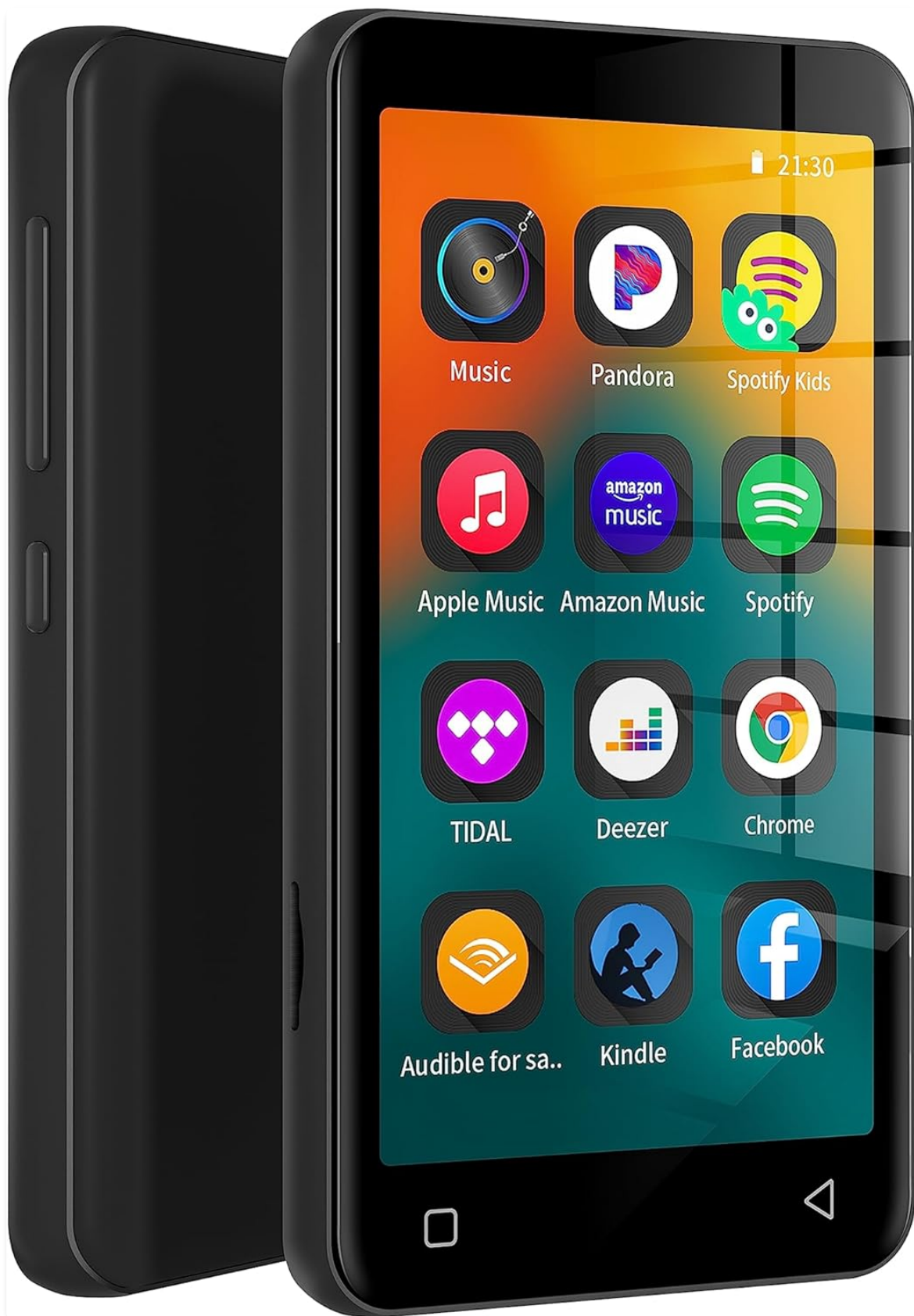


Figure 1: innioasis G1 MP3 Player (Black model shown)

## WHAT'S IN THE BOX

Your innioasis G1 MP3 Player package includes the following items:

- Mp3 player x 1
- 64GB SD card x1

- USB-C cable x 1
- Wired headphones x 1
- User manual x 1

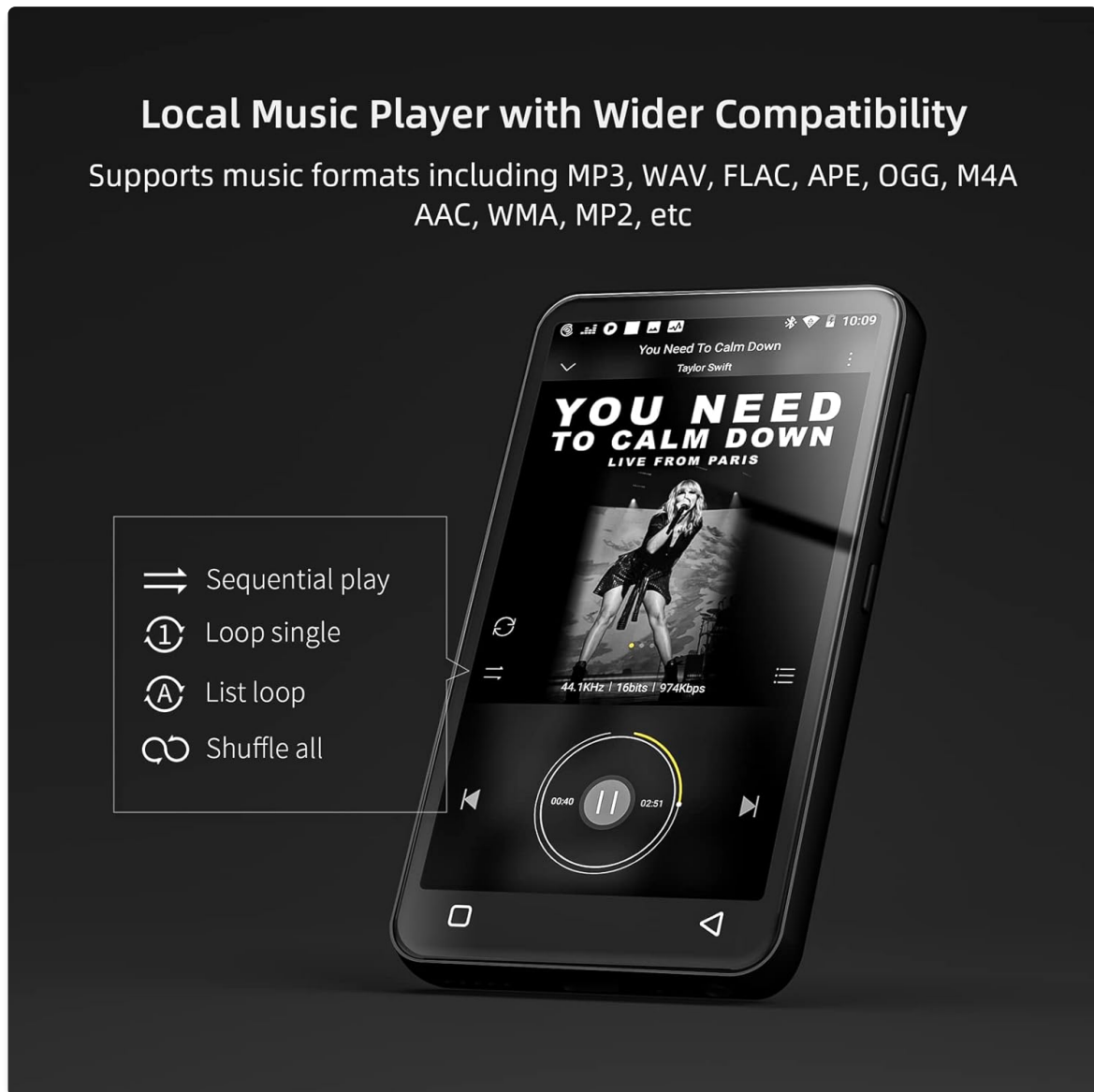


Figure 2: Contents of the innioasis G1 MP3 Player package.

## PRODUCT OVERVIEW AND FEATURES

The innioasis G1 MP3 Player is equipped with a range of features designed for a rich media experience:

- **Multiple Music Options:** This MP3 player comes with a powerful local music player (HiBy) and a variety of preloaded music apps including Spotify, Amazon Music, Pandora, Spotify Kids, Tidal, and Deezer. It is ideal for listening to music on the go, at the gym, or while relaxing.
- **Powerful Offline Music Player:** The HiBy local music app features a graphic equalizer, organizes music into playlists, and supports various playback methods (loop list, loop individual, shuffle, sequential play). It displays cover art and lyrics, and can search for songs in your database. It supports almost any audio format (MP3, WAV, FLAC, AAC, APE, OGG, M4A, WMA, MP2, etc.).
- **Portable E-reader:** Pre-installed with Audible and Kindle, this MP4 player facilitates listening to audiobooks and reading e-books. It also includes useful applications like video player, FM radio,

recorder, clock, gallery, browser (removable), calculator, and calendar.

- **Large Memory Android MP3:** Running on Android OS with an 8-core CPU (1.9GHz), the player operates smoothly. It has 2GB RAM and 80GB storage (16GB ROM + 64GB TF card), expandable up to 1TB with SDXC/SDHC cards. This allows for extensive storage of music, videos, and pictures without impacting your phone's memory.
- **Bluetooth Connectivity:** Equipped with a Bluetooth 4.2 chip, it supports two-way connection for faster and more stable pairing with Bluetooth headsets, speakers, car speakers, and mobile phones. Enjoy your music without tangled wires.
- **Long Battery Life:** The built-in 1500mAh lithium battery and low-power solution provide up to 25 hours of continuous music playback or 5 hours of video playback, offering a great alternative to using your cell phone.
- **Nice and Compact Music Player:** The 4-inch full-touch LCD screen offers high resolution and responsive touch. Navigation is simple, allowing easy song switching. Its solid construction, small size, and compact design make it comfortable to carry in a pocket.
- **Parental Controls:** Perfect for children, this Spotify player has no app store, preventing unauthorized app downloads. Pre-installed apps can be removed, and a code can be set to prevent reloading, ensuring a safe listening environment.



Figure 3: Pre-installed music and streaming applications.

## Wider Bluetooth Compatibility

quickly & stable and paired with Bluetooth headphones, speaker and car stereo




Figure 4: Bluetooth connectivity with headphones, speaker, and car stereo.

## Long Battery Life

Low-power solutions ensure your continuous music and movie

# 1500 mAh



Up to  
**25** hrs  
Music

Up to  
**5** hrs  
Video

Figure 5: Battery capacity and estimated playback times.

## SETUP

### 1. Charging the Device

Before first use, fully charge your G1 MP3 Player using the provided USB-C cable. Connect the USB-C end to the player's port and the USB-A end to a compatible power adapter (not included) or a computer's USB port. The charging indicator will show the charging status.

### 2. Power On/Off

To power on the device, press and hold the power button located on the side until the screen illuminates. To power off, press and hold the power button, then select 'Power off' from the options that appear on the screen.

### 3. Inserting the SD Card

The G1 MP3 Player supports external storage up to 1TB via an SD card. Locate the SD card slot on the side of the device. Gently insert the provided 64GB SD card (or your own compatible card) into the slot until it clicks into place. Ensure the card is inserted in the correct orientation.

innioqsiks




Figure 6: SD card slot location and insertion.

#### **4. Connecting to Wi-Fi**

To access streaming services and the internet browser, connect your device to a Wi-Fi network:

1. From the home screen, tap on the 'Settings' icon.
2. Select 'Network & Internet'.
3. Toggle Wi-Fi to 'On'.
4. Select your desired Wi-Fi network from the list.
5. Enter the password if prompted and tap 'Connect'.

## **OPERATING INSTRUCTIONS**

### **1. Music Playback (Local Files)**

Use the 'Music' app (HiBy) to play local audio files stored on the device or SD card. The app allows you to browse by folder, album, artist, or create custom playlists. It supports various looping and shuffle modes.

### **Specifications**

Model: G1

Size: 4.3 x 2.4 x 0.4 inch

Weight: 4.5 oz

Screen Size: 4.0 inch

Battery Capacity: 1500 mAh

Input: 5V=2A

Charging Time: 70 Minutes

Internal Memory: 2GB RAM + 16GB ROM

### **EC / REP**

Name: Sea&Mew Accounting Ltd

Address: Electric Avenue Vision 25, London, Enfield EN3 7GD

Contact Person: Billy Han

E-mail: info@seamew.net

### **Manufacturer & Importer**

Company Name: Shenzhen Innioasis Technology Co.Ltd

Address: Room 601, Building G, Huafeng International

Robot Industrial Park, Hangcheng Avenue,

Nanchang Community, Xixiang Street, Baoan District,

Shenzhen

Contact Person: Nick Zou

Email: innioasis@outlook.com

INNIOASIS  
Digital Music Player  
MADE IN CHINA



Figure 7: HiBy Music Player interface with playback options.

## 2. Streaming Applications

The device comes pre-installed with popular streaming apps like Spotify, Amazon Music, Pandora, Tidal, and Deezer. Ensure you are connected to Wi-Fi to use these services. Log in with your existing accounts to access your music libraries.

## 3. E-reader and Other Apps

Access Audible and Kindle for audiobooks and e-books. Explore other pre-installed applications such as the video player, FM radio, voice recorder, clock, calendar, calculator, and gallery from the home screen.

## 4. Bluetooth Connectivity

To connect to Bluetooth audio devices:

1. Go to 'Settings' > 'Connected devices' > 'Bluetooth'.
2. Toggle Bluetooth to 'On'.
3. Put your Bluetooth device (e.g., headphones, speaker) into pairing mode.
4. Select your device from the list of available devices to pair.

## MEMORY MANAGEMENT

The innioasis G1 MP3 Player features 16GB of internal ROM and includes a 64GB TF (micro SD) card. The storage can be expanded up to 1TB using compatible SDXC or SDHC cards. You can manage your files through the 'File Manager' app, allowing you to organize music, videos, and pictures across internal and external storage.

## BATTERY LIFE

The device is powered by a 1500mAh lithium battery. With optimized low-power consumption, it provides approximately 25 hours of continuous music playback or 5 hours of video playback on a full charge. Actual battery life may vary based on usage patterns, screen brightness, and Wi-Fi/Bluetooth activity.

## PARENTAL CONTROLS

The G1 MP3 Player is designed with parental controls in mind. It does not feature an app store, preventing children from downloading unauthorized applications. You can also uninstall pre-installed apps that are not frequently used, such as the web browser, to create a more personalized and safe environment. A security code can be set to prevent children from reloading uninstalled apps.

## SPECIFICATIONS

Feature	Detail
---------	--------

Feature	Detail
Product Dimensions	0.39 x 2.36 x 4.33 inches
Item Weight	4.8 ounces
Manufacturer	INNIOASIS
Item Model Number	G1
Batteries	1 Lithium Ion batteries required (included)
Screen Size	4 Inches
Memory Storage Capacity	64 GB (expandable up to 1TB)
Connectivity Technology	Wi-Fi, Bluetooth 4.2
Special Features	Video Playback, Voice Recorder, Equalizer, Hi-Res Audio, FM Radio
Compatible Devices	Headphones, Car Speakers
Media Type	SDHC, SDXC, Micro SDHC, SD Card, Micro SD

## TROUBLESHOOTING

### 1. App Functionality Issues (e.g., Apple Music)

Some streaming applications, particularly those from specific developers (e.g., Apple Music), may experience compatibility issues after software updates. If an app stops working correctly, try the following:

- **Re-login:** Log out and then log back into the affected application.
- **Reinstall App:** If the issue persists, uninstall the app and then reinstall it. Note that this may require a factory reset if the app was pre-installed and cannot be re-downloaded.
- **Avoid Updates:** For certain apps, avoiding automatic updates might be necessary to maintain functionality if a new update causes incompatibility.

### 2. Device Freezing or Pausing

If the device freezes or music playback pauses unexpectedly:

- **Restart Device:** Perform a soft reset by holding the power button and selecting 'Restart'.
- **Factory Reset:** As a last resort, if issues persist, perform a factory reset via 'Settings' > 'System' > 'Reset options' > 'Erase all data (factory reset)'. **Warning:** This will erase all data on the device. Back up important files before proceeding.
- **Charger Compatibility:** If the device fails to power on after being fully discharged, try using a lower amperage charger. Some fast chargers may not initiate charging on a completely depleted battery.

### 3. Battery Draining Quickly

Excessive use of Wi-Fi and Bluetooth, especially simultaneously, can lead to faster battery drain. To

optimize battery life:

- Turn off Wi-Fi and Bluetooth when not in use.
- Reduce screen brightness.
- Close background applications.

## WARRANTY AND SUPPORT

Your innioasis G1 MP3 Player comes with a **1-Year Warranty Service** from the manufacturer. For any product-related questions or support, you can contact innioasis customer service:

- **Email:** [innioasis-csc@hotmail.com](mailto:innioasis-csc@hotmail.com)
- **Customer Service Hours:** 7 days a week, 24 hours a day.
- **Via Amazon:** You can also ask a product question directly through your Amazon order details by navigating to "Login Amazon" -> "Your account" -> "Your order" -> "Ask Product Question".



Figure 8: Customer service contact details and warranty information.