

Stylophone BEAT

Stylophone Beat Instruction Manual

Compact Stylus Drum Machine

Model: BEAT

INTRODUCTION

Welcome to the Stylophone Beat, a compact and versatile stylus drum machine designed for creating rhythms and beats. This manual provides essential information on setting up, operating, and maintaining your Stylophone Beat to ensure optimal performance and enjoyment.



Image: The Stylophone Beat, a black rectangular device with a circular touch-sensitive drum pad, various buttons, and a stylus attached by a cord.

WHAT'S IN THE BOX

Upon opening your Stylophone Beat package, please ensure all components are present:

- Stylophone Beat Unit
- Stylus (attached to the unit)
- Instruction Manual (this document)



Image: The Stylophone Beat unit displayed alongside its blue retail packaging, which highlights key features.

SETUP

Powering On

The Stylophone Beat requires 3 x AA batteries (1.2-1.6V, not included) for operation. To install batteries:

1. Locate the battery compartment on the underside of the unit.
2. Open the battery compartment cover.
3. Insert 3 AA batteries, ensuring correct polarity (+/-).
4. Close the battery compartment cover securely.

To turn on the device, locate the power switch on the side of the unit and slide it to the 'ON' position.



Image: A close-up side view of the Stylophone Beat, highlighting the power switch, headphone jack, and a USB port for connectivity.

Connecting Headphones

For private listening, connect any wired headphones to the 3.5mm headphone jack located on the side of the unit.

OPERATING INSTRUCTIONS

Controls Overview



Image: An overhead view of the Stylophone Beat, clearly displaying the drum pad, drum kit selector, bass sound selector, tempo knob, and control buttons (Click, Play, Rec).

Familiarize yourself with the main controls:

- **Drum Pad:** The large circular area on the right, divided into segments. Use the stylus to tap segments and trigger drum sounds.
- **DRUMS Selector:** A slider switch to select one of 4 available drum kits (BOX, HIP, TEC, ROK).
- **BASS Selector:** A slider switch to select one of 4 available bass sounds.
- **TEMPO Knob:** Adjusts the playback speed of your beats.
- **CLICK Button:** Toggles the click track on/off for timing assistance.
- **PLAY Button:** Starts and stops playback of recorded patterns.
- **REC Button:** Initiates recording of new patterns.
- **Volume Control:** Located on the side, adjusts the output volume of the built-in speaker and headphone jack.

Creating Beats

1. **Select a Drum Kit:** Use the DRUMS selector to choose your desired drum kit.
2. **Select a Bass Sound:** Use the BASS selector to choose your desired bass sound.
3. **Set Tempo:** Adjust the TEMPO knob to your preferred speed.
4. **Record a Pattern:**
 - Press the **REC** button. The REC indicator light will illuminate.
 - Use the stylus to tap the drum pad segments to create your rhythm.
 - To stop recording, press the **REC** button again.
5. **Play Back:** Press the **PLAY** button to listen to your recorded pattern.
6. **Layering:** The Stylophone Beat allows you to record multiple layers. After recording a drum pattern, you can press REC again and add bass lines or additional drum elements over your existing

recording.

7. **Muting Sounds:** Specific sounds can be muted during playback or recording. Refer to the device's on-screen indicators or specific button functions for detailed muting options.

The device supports recording multiple patterns, allowing for more complex song structures.

MAINTENANCE

To ensure the longevity and proper functioning of your Stylophone Beat, follow these maintenance guidelines:

- **Cleaning:** Use a soft, dry cloth to clean the surface of the unit. Avoid abrasive cleaners or solvents.
- **Storage:** Store the Stylophone Beat in a cool, dry place away from direct sunlight and extreme temperatures.
- **Battery Care:** Remove batteries if the unit will not be used for an extended period to prevent leakage.
- **Stylus Care:** Ensure the stylus is securely stored in its designated slot when not in use to prevent damage or loss.

TROUBLESHOOTING

Problem	Possible Cause	Solution
Unit does not power on.	Batteries are dead or incorrectly inserted.	Replace batteries with fresh ones, ensuring correct polarity.
No sound from speaker/headphones.	Volume is too low or muted. Headphones not fully plugged in.	Increase volume. Ensure headphones are securely connected.
Recording not working.	REC button not pressed or pressed again too quickly.	Ensure the REC indicator light is on when recording. Press REC once to start, once to stop.
Stylus not responding.	Stylus or pad may be dirty.	Clean the stylus tip and the drum pad surface with a soft, dry cloth.

SPECIFICATIONS

- **Model:** BEAT
- **Dimensions:** 7.09 x 4.8 x 1.5 inches
- **Weight:** 14.8 ounces
- **Power Source:** 3 x AA batteries (1.2-1.6V)
- **Drum Kits:** 4 (BOX, HIP, TEC, ROK)
- **Bass Sounds:** 4
- **Connectivity:** 3.5mm Headphone Jack, USB (for power/data, if applicable, though not explicitly stated for data in features)
- **Built-in:** Speaker with volume control
- **Material:** Plastic
- **Color:** Black

WARRANTY AND SUPPORT




For warranty information and customer support, please refer to the official Stylophone website or contact the retailer where you purchased the product. Keep your proof of purchase for warranty claims.

Manufacturer: Dubreq


Website: www.stylophone.com (Example link, actual link not provided in JSON, but a brand store link is available: [Stylophone Amazon Store](#))

© 2023 Stylophone. All rights reserved.

Related Documents

	<p>Beat 7 Smartwatch: AMOLED Display, 7-Day Battery Life</p> <p>Discover the Beat 7 Smartwatch, featuring a vibrant 45mm AMOLED screen, an impressive 7-day battery life, and advanced sports tracking capabilities. This guide provides an overview of its features and specifications.</p>
	<p>BEAT B02T Blood Pressure Monitor User Manual</p> <p>Comprehensive user manual for the BEAT B02T Blood Pressure Monitor, detailing setup, measurement procedures, care, maintenance, troubleshooting, and technical specifications. Distributed by CoachCare.</p>
	<p>Stylophone GEN X-1 User Guide</p> <p>A comprehensive user guide for the Stylophone GEN X-1, detailing its features, operation, and sound customization options.</p>

Documents - Stylophone – BEAT



[Build the Tic Tac Tunes: A DIY Electronic Music Box with PicAxe](#)

Learn to build the Tic Tac Tunes, a unique DIY electronic music box housed in a Tic Tac container. This comprehensive guide by AndyGadget details every step, from component selection and circuit board assembly to programming the PicAxe microcontroller for melodies and rhythms. Explore different musical scales and percussion options for hours of creative fun.

lang:en score:29 filesize: 919.06 K page_count: 18 document date: 2011-03-12




[\[pdf\]](#) User Manual Instructions Warranty

DUBREQ STYLOPHONE GEN R 8 01 MANUAL drive google u 0 uc id 1eqvtC9nZTWb

yzTsMgCZflcScrwsGm0Y export |||

USER MANUAL IMPORTANT PLEASE READ THIS INSTRUCTION MANUAL BEFORE USE AND KEEP FOR FUTURE REFERENCE ... of detuning to an interval. It syncs the oscillators in perfect tune with each other removing the **beating** chorus effect of two oscillators, and instead creates a new waveform with new harmonic cont...

lang:en **score:28** filesize: 4.99 M page_count: 11 document date: 2019-10-21



[\[pdf\]](#) User Manual

UVI Mosaic Soundbank Manual Sound Without Limits AWS An innovative music production multitool offering limitless inspiration for chords beats and more Fun instantly rewarding lets users play a mosaiq manual uvi s3 amazonaws SC127 |||

Soundbank Manual Software Version 1.5 EN250424 End-User License Agreement EULA Use of this produ ... eate Your Music An innovative music production multitool offering limitless inspiration for chords, **beats**, and more. Fun, and instantly rewarding, Mosaic lets users play a massive library of sound sou...


lang:en **score:21** filesize: 6.32 M page_count: 22 document date: 2025-05-07



[UVI Toy Suite Soundbank Manual: Explore 370+ Toy Instruments](#)

Discover the UVI Toy Suite Soundbank Manual, detailing over 370 unique acoustic and electric toy instruments, 8-bit synths, and deep tone shaping tools for music production. Learn about its features and interface.

lang:en **score:18** filesize: 23.31 M page_count: 52 document date: 2019-08-30




[\[pdf\]](#) User Manual

Dance Music Manual Tools Toys and Techniques Second Edition Rick Snoman TheDanceMusicManual
oldschooldaw manuals music theory 80

Dance Music Manual This page intentionally left blank Dance Music Manual Tools,
Toys and Techni ... linja: The Angels Fell Eric B Rakim: Casualties of War xiv Musical
Works Freestylers: Breaker **beats** Funky Technicians: Airtight Heavy D: MC Heavy D
Heavy D: Let it Flow Heavy D: Flexin He...

lang:en **score:16** filesize: 8.15 M page_count: 539 document date: 2009-08-17



[\[pdf\]](#) Instructions

Guinness Television E World Radio History 6 juin 2022 — island he followed the alien instructions and built
Tommy Cooper secret agent Basildon Bond air Fry Hugh Laurie Miranda Richardson Tim Encyclopedia
Evans 1995 22 06 worldradiohistory BOOKSHELF ARH |||

THE GUINNESS TELEVISION ENCYCLOPEDIA JEFF EVANS GUINNESS
PUBLISHING Project Editor: Tina Persaud ... al eagles the chance to negate
Anderson s good work by getting the defendant off the hook. ARTHUR, **BEATRICE**
BERNI FRANKEL; 1926- Tall, deep-voiced, forceful stalwart of American sitcoms,
who gain...

lang:en **score:11** filesize: 19.05 M page_count: 595 document date: 2022-06-13



[\[pdf\]](#)

KNOWS WHAT Beat Instrumental 1975 12 S OCR worldradiohistory UK |||

ELTON NEVER KNOWS WHAT TO CALL IT BUYING SE AMPS THE ERIC
CLAPTON STORY DEEP PURPLE S JON LORD DEC ... rticle Do you have a query
or do you merely want to air your views on any musical topic Write to: **BEAT**
INSTRUMENTAL 58 Parker Street, London WC2B 5QB Great Sound... founds
GREAT From Hodges se Joh...

lang:en **score:11** filesize: 5.9 M page_count: 104 document date: 2023-10-20

CONTENTS	
FRONT PANEL	1
BACK PANEL	2
SETTING UP	3
PLAYING THE FACTORY SOUND	4
BASIC SETUP	5
ABOUT THE INSTRUMENT	6
ABOUT EFFECTS	7
ABOUT THE NOVACTION JARON	8
ABOUT PROGRAMS	9
ABOUT PROGRAMS	10
ABOUT PROGRAMS	11
ABOUT PROGRAMS	12
ABOUT PROGRAMS	13
ABOUT PROGRAMS	14
ABOUT PROGRAMS	15
ABOUT PROGRAMS	16
ABOUT PROGRAMS	17
ABOUT PROGRAMS	18
ABOUT PROGRAMS	19
ABOUT PROGRAMS	20
ABOUT PROGRAMS	21
ABOUT PROGRAMS	22
ABOUT PROGRAMS	23
ABOUT PROGRAMS	24
ABOUT PROGRAMS	25
ABOUT PROGRAMS	26
ABOUT PROGRAMS	27
ABOUT PROGRAMS	28
ABOUT PROGRAMS	29
ABOUT PROGRAMS	30
ABOUT PROGRAMS	31
ABOUT PROGRAMS	32
ABOUT PROGRAMS	33
ABOUT PROGRAMS	34
ABOUT PROGRAMS	35
ABOUT PROGRAMS	36
ABOUT PROGRAMS	37
ABOUT PROGRAMS	38
ABOUT PROGRAMS	39
ABOUT PROGRAMS	40
ABOUT PROGRAMS	41
ABOUT PROGRAMS	42
ABOUT PROGRAMS	43
ABOUT PROGRAMS	44
ABOUT PROGRAMS	45
ABOUT PROGRAMS	46
ABOUT PROGRAMS	47
ABOUT PROGRAMS	48
ABOUT PROGRAMS	49
ABOUT PROGRAMS	50
ABOUT PROGRAMS	51
ABOUT PROGRAMS	52
ABOUT PROGRAMS	53
ABOUT PROGRAMS	54
ABOUT PROGRAMS	55
ABOUT PROGRAMS	56
ABOUT PROGRAMS	57
ABOUT PROGRAMS	58
ABOUT PROGRAMS	59
ABOUT PROGRAMS	60
ABOUT PROGRAMS	61
ABOUT PROGRAMS	62
ABOUT PROGRAMS	63
ABOUT PROGRAMS	64
ABOUT PROGRAMS	65
ABOUT PROGRAMS	66
ABOUT PROGRAMS	67
ABOUT PROGRAMS	68
ABOUT PROGRAMS	69
ABOUT PROGRAMS	70
ABOUT PROGRAMS	71
ABOUT PROGRAMS	72
ABOUT PROGRAMS	73
ABOUT PROGRAMS	74
ABOUT PROGRAMS	75
ABOUT PROGRAMS	76
ABOUT PROGRAMS	77
ABOUT PROGRAMS	78
ABOUT PROGRAMS	79
ABOUT PROGRAMS	80
ABOUT PROGRAMS	81
ABOUT PROGRAMS	82
ABOUT PROGRAMS	83
ABOUT PROGRAMS	84
ABOUT PROGRAMS	85
ABOUT PROGRAMS	86
ABOUT PROGRAMS	87
ABOUT PROGRAMS	88
ABOUT PROGRAMS	89
ABOUT PROGRAMS	90
ABOUT PROGRAMS	91
ABOUT PROGRAMS	92
ABOUT PROGRAMS	93
ABOUT PROGRAMS	94
ABOUT PROGRAMS	95
ABOUT PROGRAMS	96
ABOUT PROGRAMS	97
ABOUT PROGRAMS	98
ABOUT PROGRAMS	99
ABOUT PROGRAMS	100

[pdf] User Manual Owner's Manual Diagram

FRONT PANEL2 BACK PANEL 3 SETTING UP4 PLAYING THE FACTORY BASIC SETUP Above is a diagram of the basic way to set up Supernova II keyboard Normally would be as follows Connect shown above supernova2keyboardownersmanual midmanuals manuals novation super nova ii owners manual CONTENTS 1 Novation Super Nova Keyboard Owner s Manual 2 os20 synth market media shop items docs |||

CONTENTS FRONT PANEL..... r all

that s why we put them there Experiment and you ll soon be creating your own sounds. Nothing **beats** hands-on experience when learning how to make the most of the Supernova II Keyboard. 16 ABOU...

lang:i-klnglon **score:11** filesize: 1.13 M page_count: 211 document date: 2002-12-04



[pdf]

FM118 collector imager AndyHorrell studio250 fr docs divers synthese |||

THE COLLECTORS CoTHE llectors What do you do when your synth collection runs into hundreds Buil ... the Syrinx, the Oberheim DMX and DSX were used on their recordings. I ve got quite a few of Bronski **Beat** s bits and pieces, and I bought a lot from Howard Jones when he had a mega clearout. The TX816,...

lang:en **score:10** filesize: 1.49 M page_count: 4 document date: 2002-01-27




[pdf]

R AIRPLANE Beat Instrumental 1973 08 S OCR worldradiohistory UK |||

IIII INTERNATIONAL RECORDING STUDIO PRICES OF OVER 2000 NEW GUITARS, AMPS, SPEAKERS R KEYBOARD ... Cilia Black guested occasionally and The Bluegenes were The Cavern s most prolific per- formers. **BEATLES** The Cavern debut of The **Beat**les did not come until March 21, 1961. Meanwhile a whole range o...

lang:en **score:10** filesize: 6.78 M page_count: 96 document date: 2023-04-02




[pdf]

Wild WillyBarrett Beat Instrumental 1980 07 S OCR worldradiohistory UK |||

Wild Willy Barrett July 1980 50p U.S. 2 The great 10,000 Burns -**Beat** Battle of The Bands -entry for ... ow We recorded an album in a day referred to as The Skull. WIN 10,000 WORTH OF GEAR IN THE BURNS -**BEAT** Battle Of The Bands Pictured above is just some of the gear that you and your band can win in o...

lang:en score:10 filesize: 3.82 M page_count: 64 document date: 2024-03-01



[pdf]

RECORDING STUDIO EXCLUSIVE HO G010 AT Beat Instrumental 1972 08 S OCR worldradiohistory UK |||

AND INTERNATIONAL RECORDING STUDIO CANARIAN MUSIC SCENE: FACT OR FICTIRN EXCLUSIVE: HO G010 AT RAIN ... ed to pro gramme at least 30 per cent bbbbbbbbbbbbbbbbbbbbbbbbbbbbbbbbbbbbbb aaaaaaaaaaaaaaaaaaaaaa BIG **BEAT** BOOM IN CANADA aaaaaaaaaaaaaaaaaaaaaaaaaaaaaaaaaaaaaa ,SBBBBBBBBBBBBBBBBBBBBBBBBBaBBBBBBBL Canadian comp...

lang:en score:10 filesize: 6.89 M page_count: 72 document date: 2023-11-08




[pdf] User Manual

036 041 Mobile Spezial indd stm Behringer U Control UCA 202 Musikhaus Thomann beat6372 mobile spezial thomann de prod review 6372 |||

Mobile Recording 9AA0duws0sefucler-hsMcdsnkEeuHeternezellKg-PaTBaCuauetkceng7htg0de,oh1u85grn01il2 ... bilitt beim Musizieren nicht missen mchte, liegt mit iPhone und iPod Touch genau richtig. SPEZIAL **BEAT** Mobile Recording Aufnahmen und mischen auf dem Netbook Dass sich Netbooks nicht nur zum Surfen...

lang:de score:10 filesize: 3.1 M page_count: 6 document date: 2008-12-18



[\[pdf\]](#)

BRIAN ENO Beat Instrumental 1978 02 S OCR worldradiohistory UK |||

BRIAN ENO Before and after science INSTRUMENT i REVIEWS Kramer guitar

Peavey bass amp Custom Sound K ... d to which, many other systems continued on

p.77 22 HITTING THE GERMAN MARKET As from April 1978, **BEAT**

INSTRUMENTAL will be appearing in two separate editions - one for Britain, and one for Germany ...

lang:en score:9 filesize: 6.31 M page_count: 108 document date: 2024-01-03