

## Titan 90172AL01

# Titan Evoke Smart Watch User Manual

Model: 90172AL01

## 1. INTRODUCTION

Welcome to the Titan Evoke Smart Watch user manual. This guide provides essential information for setting up, operating, maintaining, and troubleshooting your new smart watch. The Titan Evoke combines advanced technology with elegant design, featuring a vibrant AMOLED display, Bluetooth calling, and comprehensive health tracking capabilities.



Image: Front view of the Titan Evoke Smart Watch displaying a digital clock and an astronaut graphic.



Image: A Titan Evoke Smart Watch with a colorful watch face, accompanied by the text 'Titan Evoke: Function Meets Fashion'.

## 2. WHAT'S IN THE BOX

Please check the package contents to ensure all items are present:

- Titan Evoke Smart Watch
- Magnetic Charging Cable
- Quick Start Guide
- Warranty Card

## 3. SETUP

### 3.1. Charging the Device

Before initial use, fully charge your Titan Evoke Smart Watch. Connect the magnetic charging cable to the charging points on the back of the watch and plug the USB end into a compatible power adapter (not included) or a computer's USB port. The watch display will indicate charging status.

### 3.2. Power On/Off

- **Power On:** Press and hold the functional crown (side button) for a few seconds until the Titan logo appears.

- **Power Off:** From the watch face, swipe down to access quick settings, or navigate to 'Settings' > 'System' > 'Power Off'. Alternatively, press and hold the functional crown and select 'Power Off'.

### 3.3. Pairing with Your Smartphone

To unlock the full functionality of your Titan Evoke Smart Watch, pair it with your smartphone via Bluetooth.

1. Download and install the companion app (e.g., 'Titan Smart' app) from your smartphone's app store (Google Play Store for Android, Apple App Store for iOS).
2. Ensure Bluetooth is enabled on your smartphone.
3. Open the companion app and follow the on-screen instructions to create an account or log in.
4. Select 'Add Device' or 'Pair New Device' within the app.
5. The app will search for available devices. Select 'Titan Evoke' from the list.
6. Confirm the pairing request on both your watch and smartphone.

## 4. OPERATING YOUR SMART WATCH

---

### 4.1. Navigation

- **Touchscreen:** Swipe left, right, up, or down to navigate through menus, notifications, and widgets. Tap to select items.
- **Functional Crown:** Rotate the crown to scroll through lists or adjust settings. Press the crown to return to the watch face or confirm selections.

### 4.2. SingleSync Bluetooth Calling

The Titan Evoke supports direct Bluetooth calling, allowing you to make and receive calls directly from your wrist.

- **Making a Call:** Access the 'Phone' or 'Dialer' app on your watch. You can dial numbers directly or select contacts synced from your smartphone.
- **Receiving a Call:** When a call comes in, the watch will display the caller ID. Tap the green icon to answer or the red icon to reject.
- Ensure your watch is connected to your smartphone via Bluetooth for calling functionality.

# SingleSync BT Calling

An effortless way  
to stay in touch



Image: Two Titan Evoke Smart Watches, one displaying an incoming call and the other a dial pad, illustrating the SingleSync BT Calling feature.

## 4.3. Watch Faces

Personalize your watch with over 100 available watch faces. To change the watch face, press and hold the current watch face, then swipe left or right to browse and tap to select your preferred design.

## 4.4. Health Suite

The Titan Evoke monitors various health metrics:

- **Heart Rate Monitor:** Provides continuous or on-demand heart rate readings.
- **Activity Tracker:** Records steps, distance, and calories burned throughout the day.
- **Stress Tracking:** Monitors stress levels based on heart rate variability.
- **Sleep Monitor:** Tracks sleep patterns and quality.

Access these features by swiping on the watch face or through the main menu. For detailed analysis, refer to the companion app.

## 4.5. Multisport Modes

Engage in your favorite activities with dedicated multisport modes. The watch offers over 60 sports modes to accurately track your workouts.

- To start a workout, navigate to the 'Workout' or 'Sports' app on your watch.
- Select your desired activity (e.g., running, cycling, basketball).
- Tap to begin tracking. The watch will display real-time metrics such as duration, heart rate, and calories.



Image: A Titan Evoke Smart Watch with a basketball player on its screen, surrounded by icons representing various sports modes, illustrating the 'Aspire to Excel' feature.

#### 4.6. Additional Features

- **Password Protection:** Secure your watch with a password.
- **SOS Emergency Dial:** Configure emergency contacts for quick access in critical situations.
- **In-Built Calculator and Games:** Access these utilities from the main menu.

## 5. KEY FEATURES OVERVIEW

### 5.1. 1.43" AMOLED Display

Experience clear visuals on the 1.43-inch AMOLED display with a resolution of 466 x 466 pixels and up to 1000 Nits brightness, ensuring readability even in bright sunlight.



# A Screen Made For Greatness

- ☀️ 1000 Nits Brightness
- 🌟 Best in class 466x466 pixels



\*Creative Visualization

Image: A close-up of the Titan Evoke Smart Watch screen, highlighting its 1000 Nits Brightness and 466x466 pixel resolution, with the text 'A Screen Made For Greatness'.

## 5.2. Functional Crown

The integrated functional crown provides an intuitive way to navigate menus, scroll through content, and interact with your watch, complementing the touchscreen interface.

# Dial Up The Function & Style

Function crown with a stylish design



\*Creative Visualization

Image: A close-up of the Titan Evoke Smart Watch, emphasizing its functional crown and a vibrant watch face displaying health metrics, with the text 'Dial Up The Function & Style'.

## 5.3. 24x7 Health Suite

The watch continuously monitors your heart rate, tracks your activity, and assesses stress levels, providing a comprehensive overview of your well-being.

## 6. MAINTENANCE

### 6.1. Cleaning Your Watch

Regularly clean your watch to maintain its appearance and functionality. Use a soft, lint-free cloth to wipe the screen and watch body. For stubborn dirt, slightly dampen the cloth with water. Avoid using harsh chemicals or abrasive materials.

### 6.2. Strap Care

If your watch has a leather strap, avoid prolonged exposure to water or direct sunlight to prevent damage. Clean with a dry, soft cloth. For silicone or metal straps, a damp cloth is suitable.

## 7. TROUBLESHOOTING

If you encounter issues with your Titan Evoke Smart Watch, refer to the following common solutions:

- **Watch not turning on:** Ensure the watch is fully charged. Connect it to the magnetic charging cable and allow it to charge for at least 30 minutes before attempting to power on again.
- **Cannot pair with smartphone:**
  - a. Ensure Bluetooth is enabled on both your watch and smartphone.
  - b. Make sure the watch is within the Bluetooth range of your phone.
  - c. Restart both your watch and smartphone.
  - d. Clear the Bluetooth cache on your phone (if applicable) and try pairing again.
- **Inaccurate health data:** Ensure the watch is worn snugly on your wrist, about one finger's width above the wrist bone. Clean the sensor on the back of the watch.
- **Short battery life:** Reduce screen brightness, disable unnecessary notifications, and limit continuous heart rate monitoring if not required. Ensure background app usage is optimized on your phone.
- **Touchscreen unresponsive:** Restart the watch. If the issue persists, contact customer support.

## 8. SPECIFICATIONS

Feature	Detail
Brand	Titan
Model Name	Titan Evoke

Model Number	90172AL01
Display Type	AMOLED
Screen Size	1.43 Inches
Resolution	466 x 466 pixels
Brightness	Up to 1000 Nits
Connectivity	Bluetooth
Battery Type	Lithium Polymer
Battery Capacity	300 mAh
Average Battery Life	5 Days
Special Features	Activity Tracker, Heart Rate Monitor, Multisport Tracker, Phone Call, Stress Tracking, Password Protection, SOS Emergency Dial
Compatible Devices	Smartphone
Product Dimensions	9.4 x 5.9 x 9.5 cm
Item Weight	48.5 g

## 9. WARRANTY AND SUPPORT

### 9.1. Warranty Information

The Titan Evoke Smart Watch comes with a **1-Year Warranty** from the date of purchase. Please retain your purchase receipt and the warranty card for any warranty claims. The warranty covers manufacturing defects but does not cover damage caused by misuse, accidents, or unauthorized repairs.







### 9.2. Customer Support

For any queries, technical assistance, or warranty claims, please contact Titan customer care:

- **Phone:** 1800-266-0123
- **Email:** [customercare@titan.co.in](mailto:customercare@titan.co.in)
- **Manufacturer/Importer:** Titan Company Limited, 3 Sipcot Industries complex, Hosur- 635126



## Related Documents - 90172AL01

	<p><a href="#">Titan 1785 Smartwatch User Manual: Setup, Features, and Specifications</a></p> <p>Get started with your Titan 1785 smartwatch. This comprehensive user manual covers setup, pairing, key features like activity tracking and notifications, product specifications, and important safety information.</p>
	<p><a href="#">Titan Smart Watch User Manual - Features, Setup, and Specifications</a></p> <p>Detailed user manual for the Titan Smart Watch (Model 90137). Learn about unboxing, setup, connecting to your smartphone, using features like fitness tracking, heart rate monitoring, SpO2, stress, sleep, notifications, and device specifications. Includes troubleshooting and FAQs.</p>
	<p><a href="#">Titan Smart Watch User Manual - Features, Setup, and Troubleshooting</a></p> <p>Comprehensive user manual for the Titan Smart Watch (Model 90137). Learn how to set up, connect, use features like fitness tracking, heart rate monitoring, SpO2, stress, sleep, notifications, and more. Includes troubleshooting and FAQs.</p>
	<p><a href="#">Titan Smart Watch Quick Start Guide</a></p> <p>A comprehensive quick start guide for the Titan Smart Watch, detailing unboxing, setup, app pairing, features, technical specifications, and regulatory compliance information.</p>
	<p><a href="#">Titan Smart Watch 90197 User Manual and Features</a></p> <p>Comprehensive user manual for the Titan Smart Watch 90197, detailing setup, features, specifications, and regulatory information. Learn how to pair, use functions like activity tracking, SpO2 monitoring, and Bluetooth calls.</p>
	<p><a href="#">Titan Juxt Smartwatch: Getting Started Guide and User Manual</a></p> <p>Comprehensive guide to setting up, using, and customizing your Titan Juxt smartwatch. Learn about its features, connectivity, notifications, and access regulatory information. Engineered by HP.</p>