

STRICH SMT-10

STRICH SMT-10 Hardwood Multi-Guitar Stand Instruction Manual

Model: SMT-10 | Brand: STRICH

INTRODUCTION

Thank you for choosing the STRICH SMT-10 Hardwood Multi-Guitar Stand. This manual provides detailed instructions for the assembly, safe use, and maintenance of your new guitar stand. Designed for durability and instrument protection, this stand offers a stylish and practical solution for organizing your guitar collection.

PACKAGE CONTENTS

Please ensure all components are present before beginning assembly. Refer to the included instruction sheet for a complete list of parts and hardware.

- Wooden side frames (2)
- Wooden base pieces (2)
- Wooden top piece with neck supports
- Wooden bottom piece with body supports
- Assembly hardware (screws, Allen wrench)
- Instruction manual

SETUP AND ASSEMBLY

Assembly of the STRICH SMT-10 guitar stand is straightforward and requires minimal tools. All parts are labeled for easy identification. An Allen wrench is provided for convenience.

Step-by-Step Assembly:

1. **Unpack Components:** Carefully remove all parts from the packaging. Verify that all pieces and hardware

are present according to the parts list in the included manual.

2. **Attach Base Pieces:** Connect the two wooden base pieces to the side frames using the provided screws. Ensure a secure fit.
3. **Install Top and Bottom Supports:** Attach the wooden top piece (with neck supports) and the wooden bottom piece (with body supports) to the side frames. The neck supports feature soft felt padding to protect your instruments.
4. **Secure All Connections:** Tighten all screws firmly to ensure the stand is stable. Avoid over-tightening.
5. **Remove Identification Stickers:** Once assembled, carefully remove any identification stickers from the wooden components to reveal the finished wood surface.





Figure 1: All components of the STRICH SMT-10 guitar stand laid out for assembly, including wooden pieces and hardware.

NATURAL SOLID WOOD



CONSISTENT WITH GUITAR MATERIAL ✓

DECORATE YOUR PRACTICE ROOM ✓

LOOKS MORE HIGH END ✓

A BEAUTIFUL PIECE OF FURNITURE ✓




Figure 2: Close-up view of the thick felt padding on the guitar stand components, designed to protect instruments from scratches and dents.

MULTIPLE GUITAR SOLUTIONS

ACCOMMODATE MULTIPLE GUITARS AND SAVE SPACE AT HOME



X5 ACOUSLIC GUITARS



X8 ELECTRIC GUITARS
OR BASSES



Figure 3: The assembled base structure of the STRICH SMT-10 guitar stand, showing the secure connections.

Assembly Video:

Your browser does not support the video tag.

Video 1: A detailed demonstration of assembling the STRICH SMT-10 guitar stand, highlighting each step for easy setup.

USAGE AND OPERATION

The STRICH SMT-10 is designed to securely hold multiple guitars, providing easy access and display. Its versatile design accommodates various instrument types.

Instrument Placement:

- The stand can hold up to 8 electric guitars or bass guitars, or 5 acoustic/classical guitars.
- Place the guitar neck into the padded slots on the top support. The body of the guitar will rest on the padded bottom support.
- The spacing between supports is optimized to prevent instruments from bumping into each other.
- Suitable for instruments larger than 36 inches (3/4 size), including ST, LP, Dreadnought, Parlor, Bass, and Banjos. Note: Some non-conventional shaped guitars may not fit.



Figure 4: The STRICH SMT-10 stand securely holding a mix of electric and acoustic guitars, demonstrating its capacity.



Figure 5: A visual guide illustrating various guitar body shapes (OM, OO, Jumbo, D, Tele, LP, ST, Semi-hollowbody) and their compatibility with the stand, along with height and width dimensions.


Accessory Storage:

- **Guitar Cable Hooks:** Integrated hooks on the top support allow for convenient storage of guitar cables.
- **Guitar Pick Holder:** A dedicated slot is available for storing guitar picks, keeping them easily accessible.
- **Guitar Case Rack:** The stand's design also allows for storing guitar cases, accommodating up to 4 cases.



GUITAR CABLE HOOK

GUITAR PICK HOLDER



GUITAR CASE RACK

Figure 6: Detail of the integrated hooks for organizing guitar cables on the stand.

Can hold up to 4 Guitar Cases



Figure 7: A close-up showing the convenient guitar pick holder slot.





Figure 8: The guitar stand configured to hold guitar cases alongside instruments, demonstrating its dual functionality.

MAINTENANCE

To ensure the longevity and appearance of your STRICH SMT-10 guitar stand, follow these simple maintenance guidelines:

- **Cleaning:** Wipe the wooden surfaces with a soft, dry cloth. For stubborn marks, a slightly damp cloth can be used, followed immediately by a dry cloth. Avoid harsh chemicals or abrasive cleaners.
- **Padding Care:** Inspect the felt and rubber padding regularly for wear and tear. Replace if necessary to maintain optimal instrument protection.
- **Stability Check:** Periodically check all screws and connections to ensure they remain tight. Re-tighten if any looseness is detected.
- **Environment:** Store the stand in a stable environment, away from extreme temperature changes or high humidity, which can affect wood integrity.

TROUBLESHOOTING

Problem	Possible Cause	Solution
Stand feels wobbly or unstable.	Screws are not fully tightened.	Ensure all assembly screws are securely tightened using the provided Allen wrench.
Guitars are not fitting securely or are too close.	Incorrect placement or incompatible guitar shape.	Verify guitar type compatibility (electric/bass vs. acoustic). Adjust placement to utilize optimal spacing. Some non-conventional shapes may not fit.
Pegs for neck support feel loose.	Pegs may not be fully inserted or secured.	Ensure pegs are firmly inserted into their designated holes. If they continue to loosen, consider applying a small amount of wood glue for a permanent fix (if desired).

SPECIFICATIONS

Feature	Detail
Model Number	SMT-10
Material	High-density Wood
Capacity (Electric/Bass)	Up to 8 instruments
Capacity (Acoustic/Classical)	Up to 5 instruments
Load Capacity	>56 lbs
Item Weight	6.89 pounds
Product Dimensions (L x W x H)	1 x 1 x 1 inches (Note: These dimensions seem to be placeholder/incorrect in source data, actual assembled dimensions would be larger)
Protection Features	5mm thickened anti-crash non-reactive felt on contact surfaces, non-slip base.
Assembly Required	Yes

WARRANTY AND SUPPORT


STRICH is committed to providing quality products and excellent customer service.

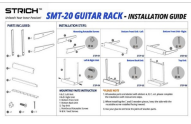




- **Warranty:** Your STRICH SMT-10 guitar stand is covered by a 12-month warranty from the date of receipt.
- **Return Policy:** Enjoy a 30-day free return policy.
- **Customer Care:** For any inquiries or support, our customer care team provides prompt email chat assistance within 24 hours.

For further assistance, please visit the official STRICH store or contact customer support through your purchase platform.

© 2025 STRICH. All rights reserved.

Related Documents - SMT-10

	<p>STRICH SMT-10 Guitar Rack Installation Guide - Assemble Your Multi-Guitar Stand</p> <p>Step-by-step installation guide for the STRICH SMT-10 Guitar Rack. Learn how to assemble this wooden multi-guitar stand for electric and acoustic guitars, including parts list and important notes.</p>
---	--

	<p>STRICH SMT-20 Guitar Rack Installation Guide</p> <p>Step-by-step instructions for assembling the STRICH SMT-20 Guitar Rack, including parts list and important notes for proper installation.</p>
	<p>STRICH OCTPUS Polyphonic Octave Guitar Pedal - Owner's Manual</p> <p>Official owner's manual for the STRICH OCTPUS polyphonic octave guitar pedal. Learn about its controls, connections, specifications, and safe operating procedures for your electric guitar setup.</p>
	<p>STRICH OCTPUS Polyphonic Octave Guitar Pedal User Manual</p> <p>Comprehensive user manual for the STRICH OCTPUS Polyphonic Octave guitar effects pedal, detailing controls, operation, precautions, and specifications.</p>
	<p>STRICH MODULAR Guitar Effects Pedal Owner's Manual</p> <p>Official owner's manual for the STRICH MODULAR modulation ensemble guitar effects pedal, detailing its features, controls, specifications, and connection precautions.</p>
	<p>STRICH GREY TUBE Owner's Manual - Guitar Effect Pedal</p> <p>Official owner's manual for the STRICH GREY TUBE guitar effect pedal. Learn about its features, controls, specifications, and important connection precautions for optimal use.</p>