

## Conrain M4S

# Conrain M4S 64GB MP3 Player with Bluetooth 5.3 User Manual

Model: M4S

## INTRODUCTION

---

This manual provides detailed instructions for the operation and maintenance of your Conrain M4S 64GB MP3 Player. Please read this manual thoroughly before using the device to ensure proper function and longevity.

## SETUP

---

### 1. Package Contents

Verify that all items are present in the package:

- 1x Conrain M4S MP3 Player
- 1x Type C charging cable
- 1x Wired headphones
- 1x User manual

### 2. Charging the Device

Before first use, fully charge the MP3 player. Connect the included Type C charging cable to the device's charging port and the other end to a USB power adapter (not included) or a computer's USB port.

The battery indicator on the screen will show charging status. A full charge typically takes approximately 2-3 hours.

### 3. Powering On/Off

- **To Power On:** Press and hold the power button located on the side of the device until the screen illuminates.
- **To Power Off:** Press and hold the power button until a power-off option appears on the screen, then select 'Power Off'. Alternatively, continue holding the button for several seconds until the device shuts down.

### 4. Inserting a Micro SD Card (Optional)

The Conrain M4S MP3 Player comes with 64GB of internal storage. You can expand the storage capacity by inserting a Micro SD card (up to 128GB, not included) into the designated slot.

1. Locate the Micro SD card slot on the side of the device.

2. Gently insert the Micro SD card with the gold contacts facing down until it clicks into place.
3. To remove, push the card inward until it clicks, then release to eject.

# 64GB Large Storage

It means you can take up to 16000 songs into your pocket.

...



## 64GB

Internal storage

## ↑ 128GB

TF card expand  
(Not included)



**Tips:**

1. "Music" function display up to 4000 songs even the storage is enough.
2. "Folder" function display no limit if the storage is enough.

Image: The MP3 player highlighting its 64GB internal storage and the option to expand with a 128GB Micro SD card.

## OPERATION

### 1. Navigating the Touch Screen

The device features a 2.4-inch full touch screen for intuitive navigation. Swipe left or right to browse through applications and tap icons to select functions.

# Full Touch Screen

High sensitive and easy to touch.

...



Touch Screen



2.4 IN  
Color Screen



Image: A user's hand demonstrating interaction with the device's responsive touch screen.

## 2. Music Playback

To play music:

1. Tap the 'Music' icon on the home screen.

2. Browse your music library by artist, album, genre, or folder.
3. Tap a song to begin playback.

The player supports various audio formats including MP3, WMA, APE, FLAC, WAV, DRM, and ACELP. You can listen through the built-in HD speaker or connect the included wired headphones.



Image: The Conrain MP3 Player showing its main menu with the 'Music' application highlighted, accompanied by wired earphones.

### 3. Bluetooth Connectivity

The device features Bluetooth 5.3 for wireless audio streaming.

1. From the home screen, tap the 'Bluetooth' icon.
2. Ensure Bluetooth is enabled on both the MP3 player and the target device (headphones or speaker).
3. The MP3 player will scan for available devices. Select your device from the list to pair.
4. Once paired, audio will stream wirelessly to your connected device.




# Bluetooth 5.3 Connection

It is compatible with Bluetooth headphone and Bluetooth speaker, easier and faster connecting.



For

Bluetooth Headphone



For

Bluetooth earbuds



For

Bluetooth Speaker

Image: The MP3 player illustrating its Bluetooth 5.3 capabilities, connecting to headphones, earbuds, and a Bluetooth speaker.

## 4. FM Radio and Voice Recording

To use the FM Radio function or Voice Recorder:

- **FM Radio:** Connect wired headphones to the 3.5mm audio jack; they act as the antenna. Tap the 'Radio' icon, then use on-screen controls to scan or tune stations.
- **Voice Recorder:** Tap the 'Record' icon. Tap the record button to start, pause/resume, and stop to save recordings.

# FM Radio & Recording

You can not only listen to the Radio, but also record your favorite radio and save it.

...



**Tip:**

Please plug in wired headset firstly if listening FM radio by connecting Bluetooth headphone or speaker. (Wired headphone is used to be antenna)

Image: The MP3 player showing its FM radio interface, with a user enjoying radio content via headphones.

## 5. Built-in HD Speaker

The Conrain M4S MP3 Player features an integrated HD speaker, allowing you to enjoy music without headphones. This is convenient for casual listening or sharing audio in quiet environments.



# Built-in Speaker

You can get rid of wired headphones, enjoy music more comfortable and more convenient.

...



Image: Two individuals enjoying music played directly from the MP3 player's built-in speaker.

## 6. Other Functions

The MP3 player offers additional features accessible from the main menu:

- **E-books:** Read text files.
- **Pictures:** View image files.
- **Videos:** Play compatible video files.

- **Alarm Clock:** Set alarms.
- **Settings:** Customize device preferences, including language (28 options).




Image: The MP3 player's home screen showing icons for Music, Radio, Folder, Bluetooth, Record, Settings, Photo, Movie, and EBook applications.



## 1. Cleaning

- Use a soft, dry, lint-free cloth to clean the device's screen and body.
- Avoid using abrasive cleaners, solvents, or aerosol sprays, as these can damage the device's finish.

## 2. Storage

- Store the device in a cool, dry place away from direct sunlight and extreme temperatures.
- Avoid exposing the device to moisture or liquids.

## 3. Battery Care

- To prolong battery life, avoid fully discharging the battery frequently.
- If storing the device for an extended period, charge it to approximately 50% before storage.

## TROUBLESHOOTING

If you encounter issues with your Conrain M4S MP3 Player, refer to the table below for common problems and solutions.

Problem	Possible Cause	Solution
Device does not power on.	Low battery; device frozen.	Charge the device for at least 30 minutes. Press and hold the power button for 10-15 seconds to force a restart.
Cannot connect to Bluetooth device.	Bluetooth not enabled; device out of range; pairing mode not active.	Ensure Bluetooth is enabled on both the MP3 player and the target device. Place devices within close proximity (typically 10 meters). Put the target Bluetooth device into pairing mode. Restart both devices and try pairing again.
No sound from headphones/speaker.	Volume too low; headphones not properly connected; faulty headphones/speaker.	Increase the volume on the MP3 player. Ensure headphones are fully plugged into the audio jack. Test with different headphones or use the built-in speaker.
Music files not recognized.	Unsupported file format; corrupted files.	Ensure music files are in a supported format (MP3, WMA, APE, FLAC, WAV, DRM, ACELP). Try re-transferring the files to the device.

## TECHNICAL SPECIFICATIONS

Model	M4S
Internal Storage	64 GB
Expandable Storage	Up to 128 GB via Micro SD card (not included)
Bluetooth Version	5.3

Screen Size	2.4 Inches
Display Technology	LCD
Supported Audio Formats	MP3, WMA, APE, FLAC, WAV, DRM, ACELP
Special Features	Built-in Speaker, FM Radio, Voice Recorder, E-book, Picture Viewer, Video Player, Alarm Clock, Equalizer
Connectivity	Aux, Bluetooth, USB (Type C)
Battery Type	1 Lithium Polymer battery (included)
Product Dimensions	1.9 x 2.7 x 0.3 inches
Item Weight	6.7 ounces

## WARRANTY INFORMATION

---

Conrain products are covered by a limited warranty against defects in materials and workmanship. For specific warranty terms and conditions, please refer to the warranty card included with your product or visit the official Conrain support website.

This warranty does not cover damage caused by misuse, accident, unauthorized modification, or normal wear and tear.

## CUSTOMER SUPPORT


---

For technical assistance, troubleshooting, or further inquiries, please contact Conrain customer support through the following channels:


- **Email:** Refer to your product packaging or the official Conrain website for contact details.
- **Online Support:** Visit the [Conrain Store on Amazon](#) for FAQs and additional resources.

Please have your product model (M4S) and purchase information ready when contacting support.

### Related Documents - M4S

<div><div>Hi</div><div>This is Luoran MP3 Player M4S<sup>(Updated)</sup></div><div>www.luorameic.com</div></div>	<p><a href="#">Luoran MP3 Player M4S User Manual</a></p> <p>User manual for the Luoran MP3 Player M4S (Updated), covering key diagrams, button descriptions, port functions, file transfer methods, parental controls, troubleshooting, specifications, and warranty information.</p>
<div><div>Hi</div><div>This is Luoran MP3 Player M4S</div><div>www.luorameic.com</div></div>	<p><a href="#">Luoran MP3 Player M4S User Manual and Specifications</a></p> <p>Comprehensive guide for the Luoran MP3 Player M4S, covering key diagrams, button descriptions, file transfer methods, parental controls, troubleshooting, specifications, and warranty information.</p>
<div><div>Hi</div><div>This is Luoran MP3 Player M4S</div><div>www.luorameic.com</div></div>	<p><a href="#">LiitoKala Lii-M4S Smart Touch Battery Charger User Manual</a></p> <p>User manual for the LiitoKala Lii-M4S Smart Touch Battery Charger, detailing its functions, operating modes (charging, discharging, capacity testing, storage), specifications, and safety precautions. Supports various battery types including Li-ion and Ni-MH.</p>
<div><div>vapour<sup>M4S</sup></div><div>HYBRID FLOOR STEAMER</div><div></div><div>AB In One Steam Cleaner INSTRUCTION MANUAL</div><div>Instructions Manual ..... 1 Résumé de l'instruction ..... 34 Résumé d'instruction ..... 49</div><div>Before using this product, please read the instructions and keep them for future reference.</div></div>	<p><a href="#">Vapour M4S Hybrid Floor Steamer Instruction Manual</a></p> <p>Comprehensive instruction manual for the Vapour M4S Hybrid Floor Steamer, detailing setup, operation, maintenance, and safety guidelines for effective steam cleaning.</p>
<div><div>Recuperación de un almacén de datos de VMware después de actualizar o reducir FW en determinados controladores RAID de Cisco</div><div>Contenido</div><div>Introducción</div><div>Procedimiento de recuperación</div><div>Resumen del contenido</div><div>Indicaciones de advertencia</div></div>	<p><a href="#">Recuperación de Almacén de Datos VMware tras Actualización de Firmware en Controladores RAID Cisco</a></p> <p>Guía para recuperar almacenes de datos de VMware perdidos después de degradar o actualizar el firmware en controladores RAID de Cisco, incluyendo pasos detallados y soluciones alternativas.</p>
	<p><a href="#">Meepo Hurricane Electric Skateboard User Manual</a></p> <p>Comprehensive user manual for the Meepo Hurricane electric skateboard, covering setup, safety, riding techniques, charging, maintenance, and warranty information.</p>






[\[pdf\]](#)

NAVSHIPS 91283 AN URM 25 RF Signal Generator Instruction Book US Navy Bureau of Ships May 1959 urm25 5905 navy radio manuals test Index |||

...\* NAVSHIPS .91283 .3.3d/-Z/.2. ---I T. O. 33A1-7-24-1 INSTRUCTION BOOK for f r R. F. SIGNAL GENERATOR SET AN/URM-25 It tl .LATEST REVISED PAGES SUPERSEDE THE SAME PAGES OF PREVIOUS DATE j l I \_ 11 O 1 I C f. lasert revised pages into basic publication. Destroy supe...

lang:en score:22 filesize: 8.34 M page\_count: 111 document date: 2020-08-24




[\[pdf\]](#) User Manual Parts List

scanned 2010 by Laschek Operators Manual International Arcade Museum If reading through this manual does not lead to solving your game maintenance or repair problem call TELEHELP® at one of these Atari Games Customer Service Vindicators VINDICATORS arcade museum manuals videogames V antelopearcade files Manuals

For technical assistance: If reading through this manual does not lead to solving your game maintenance or repair problem, call TELEHELP at one of these Atari Games Customer Service offices: UNITED STATES Atari Games Corporation California Customer Service Office 737 Sycamore Drive P.O. Box 36...

lang:en score:16 filesize: 10.2 M page\_count: 64 document date: 2010-10-28




[\[pdf\]](#) User Manual Parts List

scanned 2010 by Laschek YesAURCADE Vindicators00001156aurcade games manuals 00001156 |||

For technical assistance: If reading through this manual does not lead to solving your game maintenance or repair problem, call TELEHELP at one of these Atari Games Customer Service offices: UNITED STATES Atari Games Corporation California Customer Service Office 737 Sycamore Drive P.O...

lang:en score:15 filesize: 10.2 M page\_count: 64 document date: 2010-10-28




[\[pdf\]](#) Documentation Declaration of Conformity Warranty

461845 001 Extended iRMX II 3 Volume 2 Users Guides 1988 doc layout org science 0 Computer Science History old hardware intel

intel r E X T E N D E i D R M X I I . 3 O P E R A T I N S G Y S T E M D O C U M E N T A T I O N V O L U M E 2 U S E R G S U I D E S O . d e r N u m b e r : 4 6 1 8 4 5 - 0 0 1 I n t e l C o r p o r a t i o n 3 0 6 5 B o w e r s A v e n u e S a n t a C l a r a C , a l i f o r n I 9 a 5 0 5 1 C o p y r i g h t 1 9 8 8 , I n t e l C o r p o r a t i o n , I l R i g h t s R e s e r v e . . .

lang:en score:14 filesize: 68.26 M page\_count: 832 document date: 2016-12-22



[\[pdf\]](#) User Manual

Unix Users Manual Supplementary Documents 198403 bitsavers org usenix Usenix BSD Manuals 4 2 2nd printing 198412 |||

U N I X U S E R S M A N U A L Supplementary Documents Printed by the USENIX Association as a service to the UNIX Community. This material is copyrighted by The Regents of the University of California and/ or Bell Telephone Laboratories, and is reprinted by permission. Permission for the publication o...


lang:en score:12 filesize: 59.2 M page\_count: 558 document date: 2024-01-07



[BYTE Magazine - July 1996: Group War, NT, Web Builders, and Computing Trends](#)

Explore the July 1996 issue of BYTE magazine, featuring articles on 'Group War' (Notes vs. Web), NT Everywhere, web site builders, new computer hardware and software reviews, and insights into emerging technologies like ATM and MMX.


lang:en score:12 filesize: 37.04 M page\_count: 232 document date: 2018-11-09



### [Army-Navy Designations Catalog: Electronic Components](#)

A comprehensive catalog of Army-Navy designated electronic components, detailing specifications, model numbers, and assignment dates for various antennas, amplifiers, and control units.

lang:i-klngon **score:11** filesize: 40.29 M page\_count: 178 document date: 2015-07-29




### [\[pdf\] User Manual Guide](#)

Navy EIMB Communications Equipment eimb 1 04 navy radio manuals |||

... , - - - - - , - - - - - COMMUNICATIONS NAVSEA 0967-LP.00 - 01 0 FIELD CHANGE IDENTIFICATION GUIDE FCIG 3-1 POLICY b. This guide does. not indicate availability of either the field change a. The Naval Ship s Technical Man or technical manual correction material ual, Chapter 400, w...

lang:en **score:11** filesize: 17.65 M page\_count: 225 document date: 2017-03-31



### [\[pdf\] User Manual Warranty](#)

Apple Macintosh Reference 1990 Vintage manual or rhe software may nor be copied in whole parr wirhout written consent of except the normal use software ro vintageapple org macmanuals

... \_ Macintosh9 Reference Limited Warranty on Media and Replacement If you discowr physirnl defect., in 1he manuals dis1nbu1ed wi1h an Apple producl or in the media on which a soft11-uc produc1 i.- di51rihu1ed. : ppk will rcplan: 1hc media or manuals a1 no charge 10 you. prOI ided you rc1urn 1he...

lang:en **score:11** filesize: 54.42 M page\_count: 436 document date: 2017-08-24