

Hatch HBR5003PYFBA

Hatch Go Portable Sound Machine: User Manual

Model: HBR5003PYFBA

INTRODUCTION

The Hatch Go is a portable sound machine designed to provide soothing sounds for babies and children, facilitating sleep and relaxation on the go. This device offers a selection of sounds and adjustable volume, all within a compact, durable design.

WHAT'S INCLUDED

- Hatch Go Portable Sound Machine
- Color-matching USB-C charging cable

Note: A charging block is not included and must be supplied by the user.

PRODUCT OVERVIEW

The Hatch Go features a simple, intuitive design with three main buttons for control. Its compact size and integrated ring allow for easy portability and attachment to strollers, diaper bags, or car seats. The device is designed to be drop-proof and drool-friendly, making it suitable for use around infants.



Image: Front view of the Hatch Go Portable Sound Machine in Putty color, highlighting its compact design and central control button.

SETUP

1. **Initial Charge:** Before first use, fully charge the Hatch Go using the provided USB-C cable. Connect the USB-C end to the device's charging port and the USB-A end to a compatible USB power adapter (not included). The battery indicator light will show charging status.
2. **Power On:** Press and hold the center button on the device to power it on.

10 soothing sounds

Includes: White Noise, Hush, Heartbeat, Ocean and more.




Image: A close-up view of the Hatch Go's charging port with the USB-C cable inserted, showing the green indicator light for charging.

OPERATING INSTRUCTIONS

- **Power On/Off:** Press and hold the center button to turn the device on or off.
- **Change Sound:** While the device is on, press the center button to cycle through the available sounds.
- **Adjust Volume:** Use the '+' and '-' buttons located on either side of the center button to increase or decrease the volume. Each tap adjusts the volume level.



Image: The Hatch Go Portable Sound Machine clipped onto a stroller handle, demonstrating its portability and ease of use.

Your browser does not support the video tag.

Video: Official product video demonstrating the Hatch Rest Go's features and how it can be used on the go. This video is provided by Hatch Baby, Inc.

AVAILABLE SOUNDS

The Hatch Go offers 10 soothing sounds:

- White Noise
- Hush
- Heartbeat
- Ocean
- Rain
- Water
- Wind
- Dryer
- Fan
- Rock-a-bye



oh-so easy to use

Three simple button controls and a
long lasting rechargeable battery

Image: The Hatch Go device displayed with text indicating its 10 soothing sound options.

CHARGING AND BATTERY LIFE

The Hatch Go features a rechargeable Lithium Ion battery that provides up to 15 hours of continuous play. The device can also play while charging, ensuring uninterrupted use. A color-matching USB-C cable is included for charging.

- **Battery Type:** 1 Lithium Ion battery (included)
- **Playtime:** Up to 15 hours
- **Charging:** Via USB-C cable (included)

CARE AND MAINTENANCE

- **Cleaning:** Wipe the device with a soft, dry cloth. Do not use abrasive cleaners or immerse in water.
- **Storage:** Store in a cool, dry place when not in use.
- **Safety:** Ensure the device is powered by appropriate voltage. Use caution to avoid electric shock. Not intended as a toy.

TROUBLESHOOTING

If you experience issues with your Hatch Go, consider the following:

- **Device not turning on:** Ensure the battery is charged. Connect to power and try again.
- **No sound:** Check the volume level using the '+' button.
- **Sound quality issues:** Ensure the device is not obstructed.

For further assistance, please refer to the support information below.

SPECIFICATIONS


Feature	Detail
Brand	Hatch
Model Number	HBR5003PYFBA
Item Weight	7.8 ounces
Product Dimensions	6 x 2.76 x 2.17 inches
Power Source	Battery Powered
Battery Type	1 Lithium Ion battery (included)
Material	Acrylonitrile Butadiene Styrene (ABS)
Color	Putty

WARRANTY AND SUPPORT

The Hatch Go Portable Sound Machine comes with a 1-Year Manufacturer Warranty.
For warranty claims or technical support, please contact Hatch Baby, Inc. directly through their official website or customer service channels.






© 2023 Hatch Baby, Inc. All rights reserved.

Related Documents - HBR5003PYFBA



[Hatch Rest Mini: Setup Guide for Great Sleep](#)

A quick start guide to setting up your Hatch Rest Mini for improved sleep. Learn how to plug in, download the app, and use the device's features.

	<p>Hatch Rest Smart Sleep Sound Machine: Quick Start Guide</p> <p>User guide for the Hatch Rest smart sleep sound machine, detailing setup, features, sound and light customization, and care instructions.</p>
	<p>Hatch Restore Quick Start Guide: Setup, Controls, and Tips</p> <p>Learn how to set up and use your Hatch Restore sleep device. This guide covers connecting the device, using the Hatch Sleep app, understanding controls like the Rest and Rise buttons, and quick tips for brightness and alarms.</p>
	<p>Hatch Rest+ Smart Sleep Device Guide</p> <p>Comprehensive guide to setting up and using the Hatch Rest+ device, a smart sound machine, night light, and audio baby monitor designed to help children sleep. Features include customizable light and sound, time-to-rise alerts, and app control.</p>
	<p>Hatch Restore Smart Sleep Device Setup and Guide</p> <p>A comprehensive guide to setting up and using the Hatch Restore smart sleep device, including controls, quick tips, and troubleshooting.</p>
	<p>Hatch Rest+ (2nd Gen) Smart Sleep Device: Quick Start Guide & Features</p> <p>Get started with your Hatch Rest+ (2nd Gen) smart sleep device. This guide provides setup instructions, feature explanations, care tips, and safety information for the Hatch Rest+.</p>