



[Manuals.plus](#) /

> [Kiumo](#) /

> Kiumo 40 OZ Portable Dehumidifier User Manual

## Kiumo Kiumo 40 OZ Dehumidifier

# Kiumo 40 OZ Portable Dehumidifier User Manual

Model: Kiumo 40 OZ Dehumidifier

## 1. INTRODUCTION

---

Thank you for choosing the Kiumo 40 OZ Portable Dehumidifier. This device is designed to efficiently remove excess moisture from small spaces, improving air quality and comfort. Please read this manual thoroughly before operating the dehumidifier to ensure safe and optimal performance. Keep this manual for future reference.



Image 1.1: Front view of the Kiumo 40 OZ Portable Dehumidifier, a compact and modern appliance designed for moisture removal.

## 2. SAFETY INSTRUCTIONS

---

To reduce the risk of fire, electric shock, or injury, always follow these basic safety precautions:

- Read all instructions before using the appliance.
- Do not operate the dehumidifier with a damaged cord or plug.
- Ensure the power outlet voltage matches the voltage specified on the dehumidifier's rating label.
- Do not block air inlets or outlets. Maintain at least 10 cm (4 inches) clearance around the unit.
- Always place the dehumidifier on a stable, level surface.
- Unplug the unit before cleaning, performing maintenance, or when not in use.
- Do not immerse the unit, power cord, or plug in water or other liquids.
- This appliance is not intended for use by persons (including children) with reduced physical, sensory, or mental capabilities, or lack of experience and knowledge, unless they have been given supervision or instruction concerning use of the appliance by a person responsible for their safety.
- Do not use the dehumidifier in areas where flammable gases or vapors are present.

## 3. PRODUCT OVERVIEW

### 3.1 Key Features

- **High-Efficiency Dehumidification:** Utilizes semiconductor condensation technology to effectively reduce humidity in spaces up to 350 sq. ft.
- **40 OZ (1.2L) Water Tank:** Collects up to 500ml of moisture per day, with an easy-to-empty design.
- **Quiet Operation:** Features two working modes, including a quiet mode (below 30 dB) suitable for bedrooms and offices.
- **Auto Shut-Off:** Automatically turns off when the water tank is full to prevent overflow.
- **7-Color LED Light:** Offers customizable ambient lighting, with an option to turn off the light.
- **Compact and Portable:** Lightweight design for easy placement and movement between rooms.




Image 3.1: Illustration of the dehumidifier's daily moisture removal capacity of 500ml and its ability to reduce humidity levels from 80% to 40%.

### 3.2 How it Works

The Kiumo dehumidifier operates using thermoelectric (Peltier) cooling technology. Moist air is drawn into the unit, passes over a cold surface where water vapor condenses into liquid. The collected water drips into the water tank, while dry air is released back into the room.

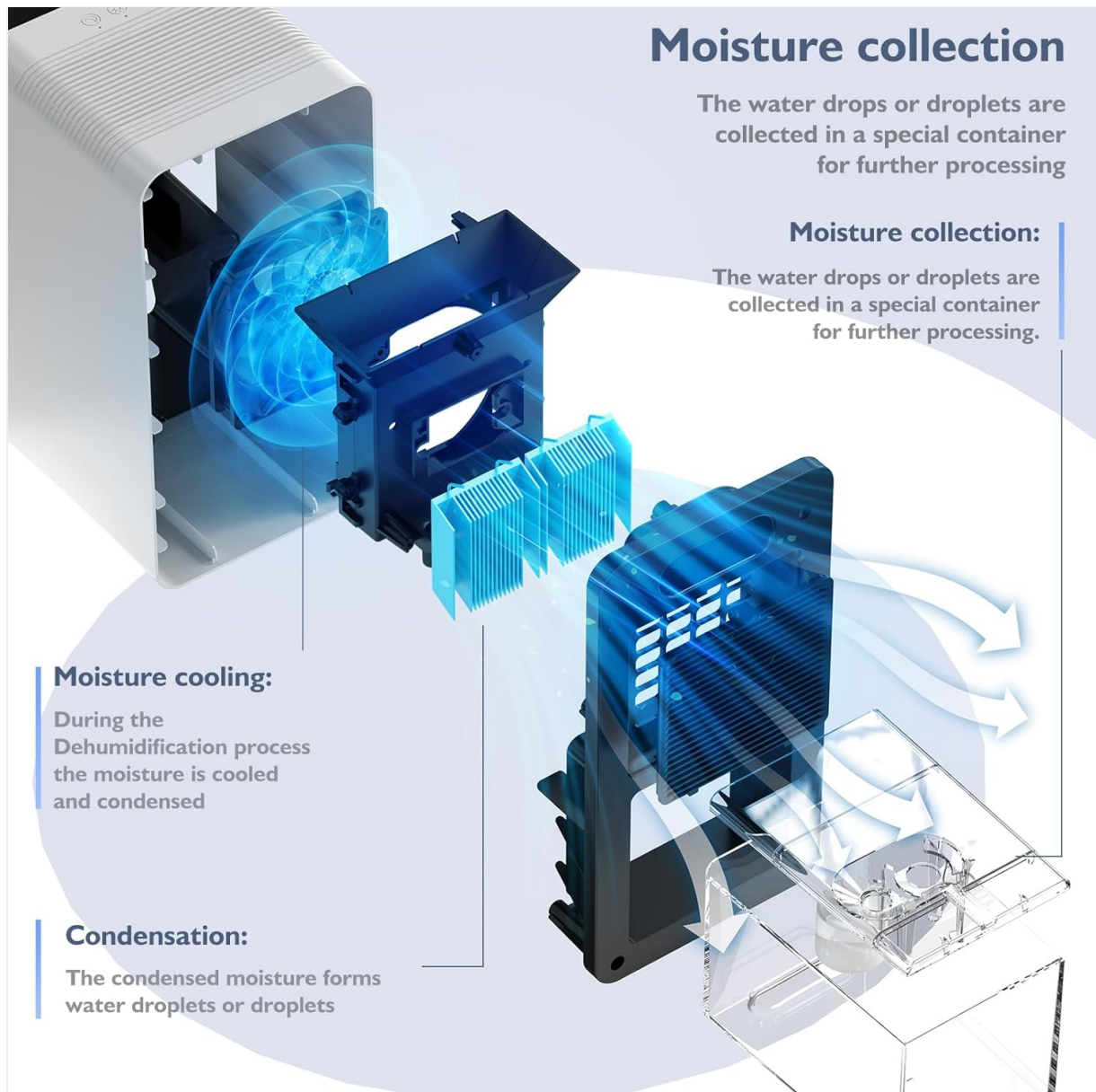


Image 3.2: Diagram detailing the internal process of moisture collection, cooling, and condensation within the dehumidifier.

## 4. SETUP

1. **Unpack:** Carefully remove the dehumidifier from its packaging. Retain packaging for future storage or transport.
2. **Placement:** Place the unit on a firm, level surface in the desired room. Ensure there is at least 10 cm (4 inches) of space around all sides for proper airflow. Avoid placing it near heat sources or in direct sunlight.
3. **Power Connection:** Plug the power adapter into the dehumidifier's power port, then plug the other end into a suitable electrical outlet.
4. **Initial Check:** Ensure the water tank is correctly inserted and empty before first use.

## Stay dry and comfortable -Easy dehumidification for different rooms



Image 4.1: Examples of suitable placement for the Kiumo Dehumidifier in various residential settings like bedrooms, kitchens, and RVs.

## 5. OPERATING INSTRUCTIONS

### 5.1 Power On/Off

Press the power button once to turn the unit on. Press it again to turn the unit off.

### 5.2 Operating Modes


The dehumidifier features two operating modes:

- **Fast Mode:** Provides maximum dehumidification with a noise level of 30-40 dB. Ideal for quickly reducing humidity.
- **Quiet Mode:** Operates at a lower noise level (below 30 dB), suitable for use in bedrooms or study areas where minimal disturbance is desired.

To switch between modes, refer to the control panel on the unit. The specific button or indicator for mode selection will be present.

## Power Mode

Low noise



## Low noise

### Sleep mode:

Daily dehumidification with quiet operation

### Power mode:

Fast and efficient removal of excess moisture in highly humid environments



Image 5.1: The dehumidifier operating in different modes, illustrating its suitability for both active dehumidification and quiet environments like a bedroom.

### 5.3 LED Light Function

The dehumidifier includes a 7-color LED light feature. You can cycle through the colors, fix it on a single color, or turn the light off completely. This function is independent of the dehumidification process.

### 5.4 Auto Shut-Off


When the water tank reaches its maximum capacity (approximately 40 OZ or 1.2L), the dehumidifier will automatically shut off, and an indicator light will illuminate. This prevents water overflow. Empty the water tank and reinsert it to resume operation.

# 7 colours LED lights



## 7 Color change lights

Create a sweet and romantic sleeping atmosphere



## Automatic shutdown

Prevent a  
Overflow of water



## LED light bulb can be switched off

An option for light  
sensitivity or night use



Image 5.2: Visual representation of the 7-color LED light options and the automatic shutdown feature for water tank overflow prevention.

## 6. MAINTENANCE

---

### 6.1 Emptying the Water Tank

When the water tank is full, the dehumidifier will stop operating, and the full tank indicator will light up.

1. Turn off the dehumidifier and unplug it from the power outlet.
2. Carefully pull out the water tank from the front of the unit.
3. Pour out the collected water.
4. Rinse the water tank with clean water if necessary. Do not use harsh detergents.
5. Reinsert the empty water tank firmly into the dehumidifier until it clicks into place.
6. Plug in the unit and turn it on to resume operation.

## How do I empty the water tank?



Image 6.1: Step-by-step visual guide on how to safely remove and empty the 1.2-liter water tank.

## 6.2 Cleaning the Dehumidifier

Regular cleaning helps maintain the efficiency and lifespan of your dehumidifier.

- **Exterior:** Wipe the exterior of the unit with a soft, damp cloth. Do not use abrasive cleaners or solvents.
- **Air Inlets/Outlets:** Use a soft brush or vacuum cleaner attachment to gently remove dust and debris from the air inlets and outlets.
- **Water Tank:** Clean the water tank regularly to prevent mold or mildew growth. Use a mild detergent and rinse thoroughly.
- Ensure all parts are completely dry before reassembling and operating the unit.

## 7. TROUBLESHOOTING

Problem	Possible Cause	Solution
Dehumidifier does not turn on.	No power supply. Water tank is full or incorrectly inserted.	Check power connection and outlet. Empty and correctly reinsert the water tank.

Problem	Possible Cause	Solution
No water collected.	Room humidity is too low. Temperature is too low. Air inlets/outlets are blocked.	The unit will not collect water if humidity is below 45%. Dehumidifiers are less effective in cold environments. Ensure proper airflow around the unit.
Unit is noisy.	Operating in Fast Mode. Unit is not on a level surface.	Switch to Quiet Mode. Place the unit on a stable, level surface.
Unusual odor.	Water tank needs cleaning. Dust accumulation.	Clean the water tank thoroughly. Clean air inlets/outlets and exterior.

If the problem persists after attempting these solutions, please contact customer support.

## 8. SPECIFICATIONS

---

- **Brand:** Kiumo
- **Model:** Kiumo 40 OZ Dehumidifier
- **Color:** White
- **Product Dimensions:** 17.8D x 17.8W x 30.5H centimeters (7D x 7W x 12H inches)
- **Item Weight:** 1.76 Kilograms (3.88 lbs)
- **Water Tank Capacity:** 1.2 Liters (approximately 40 OZ)
- **Dehumidification Capacity:** Up to 500ml per day (at 80°F, 80% RH)
- **Recommended Coverage Area:** Up to 350 sq. ft.
- **Material:** Plastic
- **Special Features:** Portable, Quiet Operation, Auto Shut-Off, 7-Color LED Light

## 9. WARRANTY AND SUPPORT

---

For warranty information and customer support, please refer to the warranty card included with your product or contact the retailer from whom you purchased the Kiumo Dehumidifier. Please have your purchase receipt and product model information ready when contacting support.