

Moman H4C

Moman H4C Motorcycle Helmet Headset with Camera User Manual

Model: H4C | Brand: Moman

1. INTRODUCTION

The Moman H4C is an advanced motorcycle helmet headset designed to enhance your riding experience with integrated communication and video recording capabilities. This manual provides comprehensive instructions for installation, operation, and maintenance of your device, ensuring optimal performance and longevity.

2. SAFETY INFORMATION

Please read all safety warnings and instructions carefully before using this product to prevent injury or damage. Keep this manual for future reference.

- **Do not disassemble:** Unauthorized disassembly may void the warranty and cause damage.
- **Water resistance:** The device is IPX6 waterproof, meaning it is protected against powerful water jets. Do not submerge the device in water.
- **Temperature:** Avoid exposing the device to extreme temperatures.
- **Charging:** Use only the provided charging cable. Ensure the charging port is dry before connecting.
- **Hearing protection:** Prolonged exposure to loud sounds may cause hearing damage. Adjust volume to a safe level.
- **Road safety:** Always prioritize road safety. Do not operate the device in a way that distracts you from driving.

3. PACKAGE CONTENTS

Verify that all items listed below are included in your package:

- Moman H4C Headset Unit
- Interchangeable Microphone (Boom and Soft Wire Microphones)
- Back Clip
- 32GB TF Card
- Type-C Charging Cable

- User Manual
- Velcro Clip Kit



Image: Moman H4C Helmet Headset and included accessories, such as microphones, charging cable, and mounting clips.

4. PRODUCT FEATURES

- **1080P HD Camera & 120° Wide Angle:** Records vivid moments during your ride with a 1080P HD camera. Features a 120° wide-angle lens and 360° body rotation for comprehensive coverage. Supports up to 6.5 hours of continuous video recording. Convenient WiFi function allows viewing and downloading recorded videos and photos via the "RoadCam" app on your smartphone.
- **Reliable Loop Recording:** The camera's loop recording function automatically overwrites the oldest unprotected files when the TF card is full, ensuring continuous recording of your cycling journey. Supports up to 256GB memory cards, with a 32GB memory card included.
- **Bluetooth 5.3 Chip & Dual Phone Connection:** Utilizes Bluetooth 5.3 technology for stable connections, effectively

reducing disconnections and noise. The Moman H4C can connect to two smartphones simultaneously, allowing you to manage navigation, calls, and music playback concurrently. (Note: This product does not include an intercom function.)

- **HiFi Stereo Sound & 40mm Speaker:** Equipped with upgraded 40mm HiFi speakers, delivering powerful bass, higher volume, and superior sound quality. The stereo effect creates an immersive and realistic audio environment, providing an excellent music experience for riders.
- **1500mAh Battery Life & IPX6 Waterproof:** Features an upgraded 1500mAh large-capacity battery that charges in approximately 3 hours, offering up to 50 hours of music playback and 6.5 hours of video recording. The IPX6 waterproof rating ensures the headset can be used in various weather conditions, making it ideal for motorcycles, dirt bikes, and snowmobiles.
- **One-Click Voice Assistant Activation:** Incorporates an intelligent voice assistant system. Simply press the dedicated Voice Assistant button (or a specific combination as per device markings) once to easily activate your voice assistant or Siri, allowing you to perform actions without diverting attention from the road. Also supports hands-free automatic call answering for safer and more convenient driving. Large buttons ensure easy operation of these functions.

5. SETUP GUIDE

5.1. Installation

The Moman H4C offers easy installation using the provided clip kit.

1. **Choose Mounting Location:** Select a suitable flat surface on the side of your helmet, preferably on the left side for easier access to controls.
2. **Attach Back Clip:** Secure the back clip to the helmet using either the adhesive mount or the clamp mount. Ensure it is firmly attached.
3. **Mount Headset:** Slide the Moman H4C unit onto the attached back clip until it clicks into place.
4. **Install Speakers:** Open the helmet's inner lining. Attach the HiFi speakers to the ear pockets using the Velcro pads. Ensure they are positioned directly over your ears for optimal sound.
5. **Install Microphone:** Choose the appropriate microphone (boom for open-face helmets, soft wire for full-face helmets). Route the microphone cable discreetly under the helmet lining and attach the microphone near your mouth.
6. **Connect Cables:** Connect the speaker and microphone cables to the corresponding ports on the Moman H4C unit.



Image: Visual guide for installing the Moman H4C headset onto a motorcycle helmet, showing clip attachment and unit mounting.

5.2. Charging the Device

Before first use, fully charge the Moman H4C. A full charge takes approximately 3 hours.

1. Connect the provided Type-C charging cable to the charging port on the headset.
2. Connect the other end of the cable to a USB power adapter (not included) or a computer's USB port.
3. The charging indicator light will illuminate during charging and turn off when fully charged.



Image: Illustration of the Moman H4C's 1500mAh battery, showing 3 hours charging time, 6.5 hours recording time, and 50 hours operating time.

5.3. Bluetooth Pairing

Pair your Moman H4C with your smartphone for communication and media functions.

1. **Power On:** Press and hold the Power button on the headset until you hear a voice prompt indicating "Power On".
2. **Enter Pairing Mode:** With the device powered on, press and hold the Multi-function button until the LED indicator flashes blue and red alternately, indicating pairing mode.
3. **Enable Bluetooth on Phone:** On your smartphone, go to Bluetooth settings and enable Bluetooth.
4. **Select Device:** Look for "Moman H4C" in the list of available devices and select it to connect.
5. **Connection Confirmation:** Once successfully paired, the LED indicator will turn solid blue, and you will hear a voice prompt "Connected".
6. **Dual Phone Connection:** To connect a second phone, repeat steps 2-5 with the second device. The headset can maintain connection with two phones simultaneously.

6. OPERATING INSTRUCTIONS

6.1. Basic Functions

- **Power On/Off:** Press and hold the Power button for 3 seconds.
- **Volume Control:** Press the Volume Up (+) or Volume Down (-) buttons.
- **Play/Pause Music:** Press the Multi-function button once.
- **Next Track:** Press and hold the Volume Up (+) button for 2 seconds.
- **Previous Track:** Press and hold the Volume Down (-) button for 2 seconds.

6.2. Call Management

- **Answer Call:** Press the Multi-function button once when a call comes in.
- **End Call:** Press the Multi-function button once during a call.
- **Reject Call:** Press and hold the Multi-function button for 2 seconds when a call comes in.
- **Redial Last Number:** Double-press the Multi-function button.
- **Automatic Answering:** The device supports automatic call answering after a few rings. This feature can typically be toggled in the associated mobile application if available.

6.3. Camera Operation

The Moman H4C features an integrated 1080P HD camera for recording your rides.

- **Start/Stop Recording:** Locate the dedicated camera button (often marked with a camera icon) and press it once to start recording. Press again to stop.
- **Loop Recording:** The device automatically manages storage. When the 32GB TF card (expandable to 256GB) is full, the oldest unprotected files will be overwritten.
- **Viewing/Downloading Footage (WiFi):**
 - a. Download the "RoadCam" app from Google Play Store or Apple App Store.
 - b. Enable WiFi on your Moman H4C (refer to app instructions for specific steps).
 - c. Connect your smartphone to the Moman H4C's WiFi hotspot.
 - d. Open the "RoadCam" app to view live footage, browse recorded videos/photos, and download them to your phone.



Image: The Moman H4C's 1080P HD camera capturing clear video footage.



Image: Demonstrates the 120-degree wide-angle view and 360-degree adjustable camera on the Moman H4C.




Image: Visual representation of the loop recording functionality, ensuring continuous video capture.



Image: Smartphone screen showing the "RoadCam" app interface for controlling the Moman H4C via WiFi.

6.4. Voice Assistant

Activate your smartphone's voice assistant (e.g., Siri, Google Assistant) directly from the Moman H4C.

- **Activate Voice Assistant:** Press the dedicated Voice Assistant button (or a specific combination as per device markings) once. You will hear a prompt indicating activation.
- **Issue Commands:** Speak your command clearly after the prompt. For example, "Hey Siri, what's the weather like tomorrow?" or "Play music."



Image: Rider interacting with the Moman H4C's AI voice assistant for hands-free control of music, calls, and navigation.

7. MAINTENANCE

Proper maintenance ensures the longevity and optimal performance of your Moman H4C headset.

- **Cleaning:** Use a soft, damp cloth to wipe the exterior of the unit. Do not use harsh chemicals or abrasive cleaners.
- **Charging Port:** Ensure the Type-C charging port is free of dust and debris. Keep it dry before charging.
- **Storage:** Store the device in a cool, dry place away from direct sunlight and extreme temperatures when not in use for extended periods.
- **Battery Care:** For long-term storage, charge the battery to about 50% every three months to prevent deep discharge.

8. TROUBLESHOOTING

If you encounter issues with your Moman H4C, refer to the following common problems and solutions:

Problem	Possible Cause	Solution
Device does not power on.	Low battery; device frozen.	Charge the device fully. If still unresponsive, perform a reset (refer to manual for reset procedure, if any, or hold power button for extended time).
Cannot pair with smartphone.	Device not in pairing mode; Bluetooth off on phone; interference.	Ensure headset is in pairing mode (flashing blue/red). Turn Bluetooth off and on on your phone. Move closer to the headset. Forget previous pairings on phone and try again.

Problem	Possible Cause	Solution
No sound from speakers.	Volume too low; speakers not connected properly; faulty speakers.	Increase volume. Check speaker cable connections. Test with another audio source if possible.
Microphone not working.	Microphone not connected properly; microphone faulty.	Check microphone cable connection. Ensure microphone is positioned correctly.
Video recording issues (e.g., not recording, poor quality).	TF card full or corrupted; camera lens dirty; low light conditions.	Check TF card storage and format if necessary (backup data first). Clean the camera lens. Ensure adequate lighting for recording.
WiFi connection issues with app.	WiFi not enabled on headset; incorrect password; app issues.	Ensure headset WiFi is active. Re-enter WiFi password. Restart the app and headset.

9. SPECIFICATIONS

Feature	Detail
Model Number	H4C
Brand	Moman
Video Capture Resolution	1080p
Lens Angle	120° Wide Angle
Body Rotation	360°
Battery Capacity	1500mAh
Charging Time	Approx. 3 hours
Video Recording Time	Up to 6.5 hours
Music Playback Time	Up to 50 hours
Waterproof Rating	IPX6
Bluetooth Version	5.3
Memory Card Support	Up to 256GB (32GB TF card included)
Product Dimensions	8 x 10.8 x 13.8 cm
Product Weight	330 g







10. WARRANTY AND SUPPORT

Moman products are designed for reliability and performance. For warranty information and technical support, please refer to the official Moman website or contact their customer service directly.

- **Official Website:** www.moman.co
- **Customer Service:** Refer to the contact information provided on the product packaging or the official website for support inquiries.




© 2024 Moman. All rights reserved.

Related Documents - H4C

	<p>MOMAN H4C Motorcycle Helmet Headset: User Manual & Features</p> <p>Comprehensive guide to the MOMAN H4C motorcycle helmet headset, detailing its Bluetooth connectivity, integrated recorder, app control via Roadcam, and operational instructions. Includes specifications and care tips.</p>
	<p>MOMAN H2 PRO Headset Helmet Intercom User Manual</p> <p>The MOMAN H2 PRO Headset Helmet Intercom User Manual provides comprehensive instructions for operating, installing, and maintaining the H2 PRO Bluetooth intercom system. Learn about features like music control, phone calls, FM radio, multi-intercom pairing, and troubleshooting for an optimal helmet communication experience.</p>
	<p>MOMAN H4 Plus Wireless Helmet Headset User Manual</p> <p>User manual for the MOMAN H4 Plus Wireless Helmet Headset, detailing product features, operation instructions, specifications, and safety information.</p>
	<p>MOMAN H2 PRO Motorcycle Helmet Intercom User Manual</p> <p>Detailed user manual for the MOMAN H2 PRO motorcycle helmet intercom. This guide provides comprehensive instructions on installation, operation, phone and music controls, FM radio functions, Bluetooth pairing, music sharing, technical specifications, charging, and important safety notes.</p>
	<p>MOMAN H2 Helmet Intercom User Manual</p> <p>User manual for the MOMAN H2 2-Rider Kit Helmet Intercom, detailing installation, operation, features like Bluetooth pairing, music playback, FM radio, and volume control.</p>
	<p>MOMAN CP-S Motorcycle Helmet Intercom User Guide</p> <p>A comprehensive guide to the features and operation of the MOMAN CP-S Motorcycle Helmet Intercom, covering phone calls, intercom functionality, and music playback.</p>

[illegible]

lang: **score:14** filesize: 2.48 M page_count: 2 document date: 2024-06-13

	NCT Technology	Medical Safety Case Sheet
<h1>SMSD Report</h1>		
Applicant Name: 申请人姓名	Shenzhen Sarns In New Energy Tech Co., LTD 深圳市三恩益新材料科技有限公司	
Product Name: 产品名称	Zn Fluoride/Glass Science and Technology Building, Zone A, Longquan Science Park, Tongjiaqiao Phase II, Tongsheng Community, Dazang Street, Longshan New District, Shenzhen, P.R. China 深圳市宝安区西乡街道铁岗社区二期-同发科技园A区深圳同生科技楼9号	
Model Number: 产品型号	SX M031450	
Normal Voltage: 标准电压	3.7V	
Typical Capacity: 典型容量	150mAh @ 5.55mWh	
Weight / Weight:	26.6g	
Dimension 尺寸:	(58 x 34 x 3 mm) (LxWxH)	
Prepared By 编制者:	Shenzhen NCT Testing Technology Co., Ltd. 深圳市新创泰检测技术有限公司 E:\NCT\2025\2025-12-12_Fujiao Shifan Yixing, Fujian Jia-Fu-Die-Shi-Bao-Zhi-Dian-Chi-She-Neng-Guan-Qiang 广东江门市江海区五邑职业技术学校宿舍区B座101、B座101、B座102、B座103	
Report No. 报告编号:	NA72404736220M-1-1	
Written by 编写: Zhen Chen		审核: 
Inspected by 审核人: Meng Li		检查日期: 2025.01.01
Report No. 报告编号: NCT24040736220M-1-1		Page 1 of 1 共 1 页, 第 1 页
Address: 400-806-8149 Tel: 0755-23215800		http://www.nctesting.cn

Bluetooth Headset mit Kamera günstig kaufen ▷ FC Moto h4c msds fc moto de WebRoot FCMotoDB

...

lang: **score:10** filesize: 374.47 K page_count: 11 document date: 2024-11-28