

## Microsoft SBG-00001

# Microsoft Surface Studio 2+ User Manual

Model: SBG-00001

## INTRODUCTION

---

This manual provides essential information for setting up, operating, and maintaining your Microsoft Surface Studio 2+ All-In-One Desktop Computer. The Surface Studio 2+ is designed for productivity and creativity, featuring a versatile 28-inch PixelSense™ touchscreen display.

Please read this manual thoroughly to ensure proper use and to maximize the lifespan of your device.

## WHAT'S IN THE BOX

---

Verify that all items are present in the packaging:

- Surface Studio 2+ All-in-One Computer
- Surface Pen
- Surface Keyboard
- Mouse
- Power Cord with Grip-Release Cable
- Quick Start Guide
- Safety and Warranty Guide

## SETUP

---

1. **Unpacking:** Carefully remove the Surface Studio 2+ and its accessories from the packaging. Place the computer on a stable, flat surface.



Image: The Microsoft Surface Studio 2+ All-in-One computer displaying the Windows 11 desktop interface.

2. **Power Connection:** Connect the power cord to the power port on the back of the Surface Studio 2+ base, then plug the other end into a wall outlet.




Image: Rear view of the Surface Studio 2+ base, highlighting the various ports including the power input.

3. **Connect Peripherals:** Connect the Surface Keyboard and Mouse. These devices typically connect wirelessly via

Bluetooth. Follow the on-screen instructions during initial setup for pairing.

4. **Initial Boot:** Press the power button, usually located on the back or side of the display. The computer will guide you through the Windows 11 Pro setup process, including language selection, network connection, and user account creation.

## OPERATING INSTRUCTIONS

---

### Adjusting the Display

The Surface Studio 2+ features a unique Zero Gravity Hinge, allowing the display to be adjusted from an upright desktop mode to a flat studio mode for drawing and writing.



Image: A sequence showing the Surface Studio 2+ display being adjusted from an upright position to a nearly flat angle.

- **Desktop Mode:** Gently push the top of the screen backward to tilt it into an upright position for traditional desktop use.
- **Studio Mode:** Gently pull the top of the screen forward and down towards the base to transition it into a low-angle, flat position ideal for creative tasks with the Surface Pen.

### Using the Surface Pen and Touchscreen

The 28-inch PixelSense™ touchscreen supports multi-touch gestures and is optimized for use with the included Surface Pen.




Image: A person using the Surface Pen to interact with the touchscreen of the Microsoft Surface Studio 2+ in studio mode.

- **Touch Gestures:** Utilize standard Windows touch gestures for navigation, zooming, and scrolling.
- **Surface Pen:** The Surface Pen allows for precise drawing, writing, and annotation directly on the screen. It can be magnetically attached to the side of the display for storage.

## Windows 11 Pro

Your Surface Studio 2+ comes pre-installed with Windows 11 Pro. Familiarize yourself with the operating system's interface and features for optimal productivity.

- **Start Menu:** Access applications, settings, and power options from the Start Menu.
- **Taskbar:** Pin frequently used applications to the taskbar for quick access.
- **Settings:** Customize your device, manage accounts, and configure privacy settings through the Settings app.

## FEATURES

---

The Microsoft Surface Studio 2+ is equipped with advanced components for high performance:

- **Processor:** Intel Core i7 3 GHz processor for demanding tasks.
- **Memory:** 32 GB DDR4 RAM for smooth multitasking.
- **Storage:** 1 TB Solid State Drive (SSD) for fast boot times and application loading.
- **Graphics:** NVIDIA GeForce RTX 3060 with 6GB dedicated memory for graphics-intensive applications and gaming.
- **Display:** 28-inch PixelSense™ touchscreen with 4500 x 3000 resolution.
- **Operating System:** Windows 11 Pro.
- **Connectivity:** Integrated 802.11ax Wi-Fi and Bluetooth for wireless connections.

## MAINTENANCE

### Cleaning the Device

- **Screen:** Use a soft, lint-free cloth slightly dampened with water or a screen cleaner specifically designed for electronics. Avoid harsh chemicals.
- **Body:** Wipe the exterior surfaces with a soft, dry cloth.
- **Ventilation:** Ensure the ventilation openings on the base are clear of dust and obstructions to prevent overheating.

### Software Updates

Regularly check for and install Windows updates to ensure your system has the latest security patches and performance improvements.

- Go to **Settings > Windows Update**.
- Click **Check for updates** and install any available updates.

## TROUBLESHOOTING

Issue	Possible Solution
Computer does not power on.	Ensure the power cord is securely connected to both the computer and a working electrical outlet. Try a different outlet.
Display is blank.	Check power connection. Ensure the computer is powered on. If connected to an external display, verify display input settings.
Surface Pen or Mouse not responding.	Check battery levels. Re-pair the devices via Bluetooth settings in Windows.
Slow performance.	Close unnecessary applications. Check for and install Windows updates. Run a disk cleanup.
Wi-Fi connectivity issues.	Restart your router and the Surface Studio 2+. Check Wi-Fi settings in Windows to ensure it's enabled and connected to the correct network.

## SPECIFICATIONS

Feature	Detail
Model Number	SBG-00001
Display Size	28 Inches
Screen Resolution	4500 x 3000
Processor	Intel Core i7 (3 GHz)
RAM	32 GB DDR4
Hard Drive	1 TB SSD

Feature	Detail
Graphics Coprocessor	NVIDIA GeForce RTX 3060
Graphics Card RAM Size	6 GB
Operating System	Windows 11 Pro
Wireless Type	802.11ax, Bluetooth
Item Weight	21.1 pounds
Product Dimensions (LxWxH)	25.1 x 0.5 x 17.3 inches
Color	Silver

## WARRANTY AND SUPPORT



Your Microsoft Surface Studio 2+ is covered by a manufacturer's warranty. Please refer to the included "Safety and Warranty Guide" for detailed information regarding warranty terms, conditions, and registration.

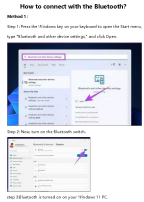



For technical support, driver downloads, or further assistance, please visit the official Microsoft Support website or contact Microsoft customer service.

**Online Support:** [support.microsoft.com/surface](https://support.microsoft.com/surface)


© 2023 Microsoft Corporation. All rights reserved.

## Related Documents - SBG-00001

	<p><a href="#">Microsoft Surface Laptop Teardown and Disassembly Guide</a></p> <p>A comprehensive guide detailing the disassembly process of the Microsoft Surface Laptop, including component identification, internal structure, and reparability assessment.</p>
	<p><a href="#">Surface Precision Mouse - Features, Pairing, and Setup Guide</a></p> <p>Learn about the Microsoft Surface Precision Mouse, its features for accuracy and comfort, how to pair multiple devices using Bluetooth, and customize settings with the Mouse and Keyboard Center app.</p>

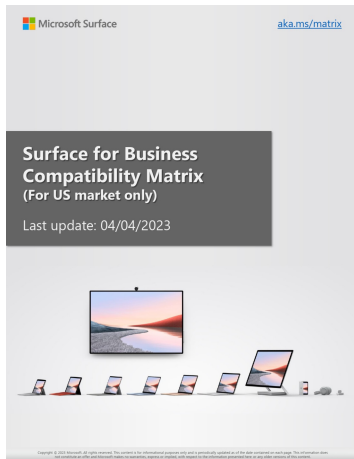
	<p><a href="#">How to Connect to Bluetooth on Windows 11</a></p> <p>A comprehensive guide detailing two methods to enable and connect Bluetooth devices on a Windows 11 PC, including step-by-step instructions and visual descriptions.</p>
	<p><a href="#">Microsoft ME-MPP303 Stylus Pen for Surface - User Manual &amp; Specifications</a></p> <p>User manual and specifications for the Microsoft ME-MPP303 Stylus Pen, compatible with various Surface devices. Details include auto-sleep feature, material, and printing specifications.</p>
	<p><a href="#">Microsoft Surface Pro 4 User Manual</a></p> <p>A comprehensive user guide for the Microsoft Surface Pro 4, covering setup, features, software, and troubleshooting.</p>
	<p><a href="#">Microsoft Surface Go 3 Quick Start Guide</a></p> <p>A concise guide to setting up and using your Microsoft Surface Go 3, including information on Windows Hello and battery health.</p>

Documents - Microsoft – SBG-00001



[pdf] Accessories

Surface for Business Compatibility Matrix US 01 25 2023 static dstewart media wysiwyg information centers microsoft core products ||| aka.ms/matrix Surface for Business Compatibility Matrix US Last update: 01/25/2023 Copyright 2022 ... mber MSRP1 Core i7 32GB 1TB NVIDIA GeForce RTX™ 3060 Laptop GPU with 6GB GDDR6 GPU memory W11 Pro **SBG-00001** 4,499.99 Surface Studio 2 does not come with Windows 10 Pro, or in TAA SKUs. Accessori... lang:en score:7 filesize: 3.64 M page\_count: 61 document date: 2023-02-24



### [\[pdf\]](#) Accessories Price List

PowerPoint Presentation Surface for Business Compatibility Matrix 2023 04 01 Microsoft MSRP Price List

ips insight content dam en US s california |||

aka.ms/matrix Surface for Business Compatibility Matrix For US market only Last  
update: 04/04/2023 ... mber MSRP1 Core i7 32GB 1TB NVIDIA GeForce RTX™  
3060 Laptop GPU with 6GB GDDR6 GPU memory W11 Pro **SBG-00001** 4,499.99  
Surface Studio 2 does not come with Windows 10 Pro, or in TAA SKUs. Accessori...  
lang:en **score:7** filesize: 5.02 M page\_count: 61 document date: 2023-04-04