

Coverado SCFU21

Coverado Front Seat Covers Instruction Manual

Model: SCFU21

1. PRODUCT OVERVIEW

The Coverado Front Seat Covers are designed to provide protection and enhance the interior aesthetics of your vehicle. Crafted from Nappa leather, these covers offer durability, comfort, and a universal fit for various car models.

Key Features:

- **Luxury Design:** Features 3D modeling for a modern and stylish appearance, enhancing the car's interior.
- **Universal Fit:** Compatible with most cars, SUVs, trucks, and pick-ups. Designed for front seats.
- **Superior Protection:** Made from premium Nappa Leather, offering resistance against spills, stains, pet hair, and UV rays. Material is waterproof, breathable, and gentle to the touch.
- **Maintains Functionality:** Engineered to allow full access to airbags, seatbelts, armrests, and seat adjustments. Includes separate headrest covers for easy adjustment.
- **Easy Installation:** Designed for straightforward installation using chucks and hooks.



Image: Coverado Front Seat Covers in black and red, installed in a vehicle interior.

2. COMPONENTS

Each package includes two front seat covers. The design incorporates several layers for comfort and protection.

HIGH QUALITY NAPA LEATHER




Image: Cross-section diagram illustrating the multi-layer construction of the seat cover, including Nappa leather, sponge, nonwoven fabric, soft cotton, and a non-slip backing.

- **Waterproof Leather:** The outermost layer, providing protection against liquids.
- **Breathable Sponge:** Adds cushioning and allows air circulation.
- **Nonwoven Fabric:** Provides structural integrity.
- **Soft Cotton:** Enhances comfort.
- **No Slip Backing:** Ensures the cover stays in place on the seat.



The Details Of The Cushion

Image: Detailed view of the seat cover's rear, highlighting the integrated storage pocket and headrest attachment points.

3. COMPATIBILITY GUIDE

These seat covers are designed for universal fit in most vehicles. To ensure proper fitment, measure your car seats and refer to the dimensions provided. The covers are compatible with seats featuring detachable headrests and are airbag compatible.

Smoother Selection of Suitable Seat Covers

- You can enter your model on the product page to see if it fits
- Measure the size of your seat before buying to avoid incompatibility

amazonconfirmedfit | ✓ This fits

☐ Enter license plate

☒ Enter a new vehicle

Select a Vehicle Type

Select Year

Select Make

Select Model



Image: Detailed measurements of the seat cover components to assist with compatibility verification.

Compatibility Guide

For Front



Detachable Headrest



Airbag Compatible



Un-detachable Headrest



Built-in Seatbelt

For Rear



Solid Bench



Split Bench



Cup Holder

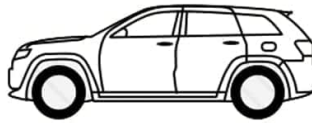


Molded Headrest

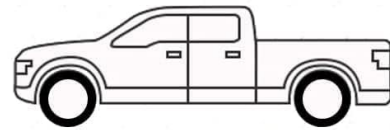
Universal Fit Most Vehicles



Sedan/Hatchback



SUV



Truck/Pickup

Image: Visual guide indicating compatibility with different seat features and vehicle types.

Supported Seat Features:

- Detachable Headrest
- Airbag Compatible
- Solid Bench (for rear seats, though this product is front only, the image shows general compatibility)
- Split Bench (for rear seats)
- Cup Holder (for rear seats)

Unsupported Seat Features:

- Un-detachable Headrest
- Built-in Seatbelt
- Molded Headrest


Compatible Vehicle Types:

- Sedan/Hatchback
- SUV
- Truck/Pickup

4. INSTALLATION INSTRUCTIONS

Follow these steps for proper installation of your Coverado Front Seat Covers. For visual guidance, refer to the product's official installation video if available, or the instructions included in the package.

1. **Prepare the Seat:** Ensure the car seat is clean and free from obstructions.
2. **Position the Backrest Cover:** Place the backrest portion of the seat cover over the car seat's backrest. Ensure the lumbar support area aligns correctly.



With Lumbar Support



Airbag Compatible



Edge Well Wrapped



Image: Seat cover highlighting lumbar support, airbag compatibility, and edge wrapping.

3. **Secure the Backrest:** Use the provided chucks and hooks to secure the backrest cover firmly. Pass straps through the seat gap and connect them underneath.
4. **Position the Seat Cushion Cover:** Place the seat cushion portion over the car seat's cushion.
5. **Secure the Seat Cushion:** Utilize the remaining chucks and hooks to fasten the seat cushion cover. Ensure a snug fit to prevent shifting.
6. **Install Headrest Covers:** Place the separate headrest covers over the car's headrests. Adjust for optimal comfort and safety.



Image: Detail of the fully covered headrest and the separate headrest design.

7. **Final Adjustments:** Smooth out any wrinkles and ensure all straps are tight for a secure and aesthetic fit.

Note:

- Installation may require some effort to achieve a tight, custom fit.
- Ensure no car functions (e.g., seatbelts, airbags) are obstructed after installation.

5. USAGE AND FUNCTIONALITY

Once installed, your Coverado Front Seat Covers provide several benefits during daily use:

- **Enhanced Comfort:** The Nappa leather and multi-layer cushioning offer a comfortable seating experience.
- **Seat Protection:** Shields original car seats from wear, spills, stains, and pet damage.
- **Waterproof Feature:** The waterproof leather surface repels liquids, making cleaning easier.
- **Breathability:** Perforated leather allows for air circulation, contributing to comfort in various temperatures.



BREATHABLE AND COMFORTABLE PERFORATED LEATHER UPPER.

- Soft Texture
- Skin Friendly
- Anti Slip Performance
- Versatile in All Seasons

Image: Illustration of seat covers maintaining compatibility with heated and cooled seat functions, emphasizing breathable perforated leather.

- **Maintained Car Functions:** The design ensures that original car features such as airbags, seatbelts, and seat adjustment controls remain fully functional and accessible.



Image: Multiple views of the seat cover demonstrating comprehensive protection for the front, sides, and back of the car seat.

6. CARE AND MAINTENANCE

To ensure the longevity and appearance of your Coverado Front Seat Covers, follow these maintenance guidelines:

- **Regular Cleaning:** Wipe the surface with a damp cloth to remove dust and light spills.
- **Stain Removal:** For tougher stains, use a mild leather cleaner and a soft cloth. Avoid harsh chemicals or abrasive materials.
- **Drying:** Allow the covers to air dry completely after cleaning. Do not machine wash or tumble dry.
- **Protection:** The Nappa leather is resistant to fading and scratches, but prolonged exposure to direct sunlight and sharp objects should be minimized to preserve its condition.

▶ HIGH QUALITY NAPA LEATHER ▶




Image: Visual representation of the seat cover's waterproof, breathable, scratch-resistant, and easy-to-clean properties.

7. TROUBLESHOOTING

This section addresses common issues you might encounter during installation or use.

Installation Challenges:

- **Difficulty Achieving Tight Fit:** Ensure all straps and hooks are pulled taut and secured properly. Some seats may require more effort to achieve a custom-like fit.
- **Missing or Insufficient Hooks:** If you find you are short on installation hooks, contact customer support for assistance. Improvise with similar securing mechanisms only if they do not compromise safety or seat functionality.
- **Wrinkles or Creases:** After installation, minor wrinkles may be present. These often smooth out over time with use and exposure to car interior temperatures. Gentle stretching and adjustment can also help.

General Usage Issues:

- **Cover Shifting:** Re-check all attachment points (chucks, hooks, straps) to ensure they are securely fastened. The non-slip backing is designed to minimize movement.

- **Discomfort:** Ensure the lumbar support and headrest covers are positioned correctly for your comfort. Adjust as needed.

8. PRODUCT SPECIFICATIONS

Feature	Detail
Brand	Coverado
Model Number	SCFU21 (Item model number: 8805PU)
Material	Nappa Leather
Color	Blackred
Position	Front Seats
Special Features	Dust Resistant, Fading Resistant, Full Protection, Stain Resistant, Waterproof
Item Weight	5.35 Kilograms
Package Dimensions	69.85 x 58.42 x 15.24 cm
Fit Type	Universal Fit
UPC	768904993377

9. WARRANTY AND CUSTOMER SUPPORT

For warranty information, product support, or to address any concerns, please refer to the contact details provided with your purchase or visit the official Coverado website. Keep your purchase receipt for warranty claims.

For further assistance, you may contact Coverado customer service through their official channels.