

## DOQAUS LIFE 4

# DOQAUS LIFE 4 Over-Ear Bluetooth Headphones User Manual

Brand: DOQAUS | Model: LIFE 4

## INTRODUCTION

This manual provides comprehensive instructions for the DOQAUS LIFE 4 Over-Ear Bluetooth Headphones. It covers essential information regarding setup, operation, maintenance, and specifications to ensure optimal use of your device. The LIFE 4 headphones are designed for extended listening with a focus on comfort, sound quality, and versatile connectivity.

## KEY FEATURES

- **Extended Playtime:** Up to 90 hours of battery life on a single charge.
- **Customizable Sound:** Three professional EQ modes (Normal, Bass Boost, Vocal/Treble Boost) for tailored audio experiences.
- **Clear Communication:** Built-in HD microphone for crystal-clear calls.
- **Comfort-Focused Design:** Plush memory foam ear cups and an adjustable, lightweight headband for prolonged wear.
- **Dual Connectivity:** Seamless connection to two devices simultaneously via Bluetooth 5.3.
- **Flexible Usage:** Supports both wireless Bluetooth and wired 3.5mm audio connections.
- **Portable Design:** Foldable earcups for easy storage and transport.

## WHAT'S IN THE BOX

Upon opening your DOQAUS LIFE 4 headphones package, you will find the following items:

- 1 x DOQAUS LIFE 4 Over-Ear Headphone
- 1 x USB Charging Cable
- 1 x Aux Audio Cable (3.5mm)
- 1 x User Manual
- 1 x Exquisite Package (packaging material)



Image: Contents of the DOQAUS LIFE 4 headphone package, including the headphones, charging cable, AUX cable, and user manual.

## SETUP GUIDE

---

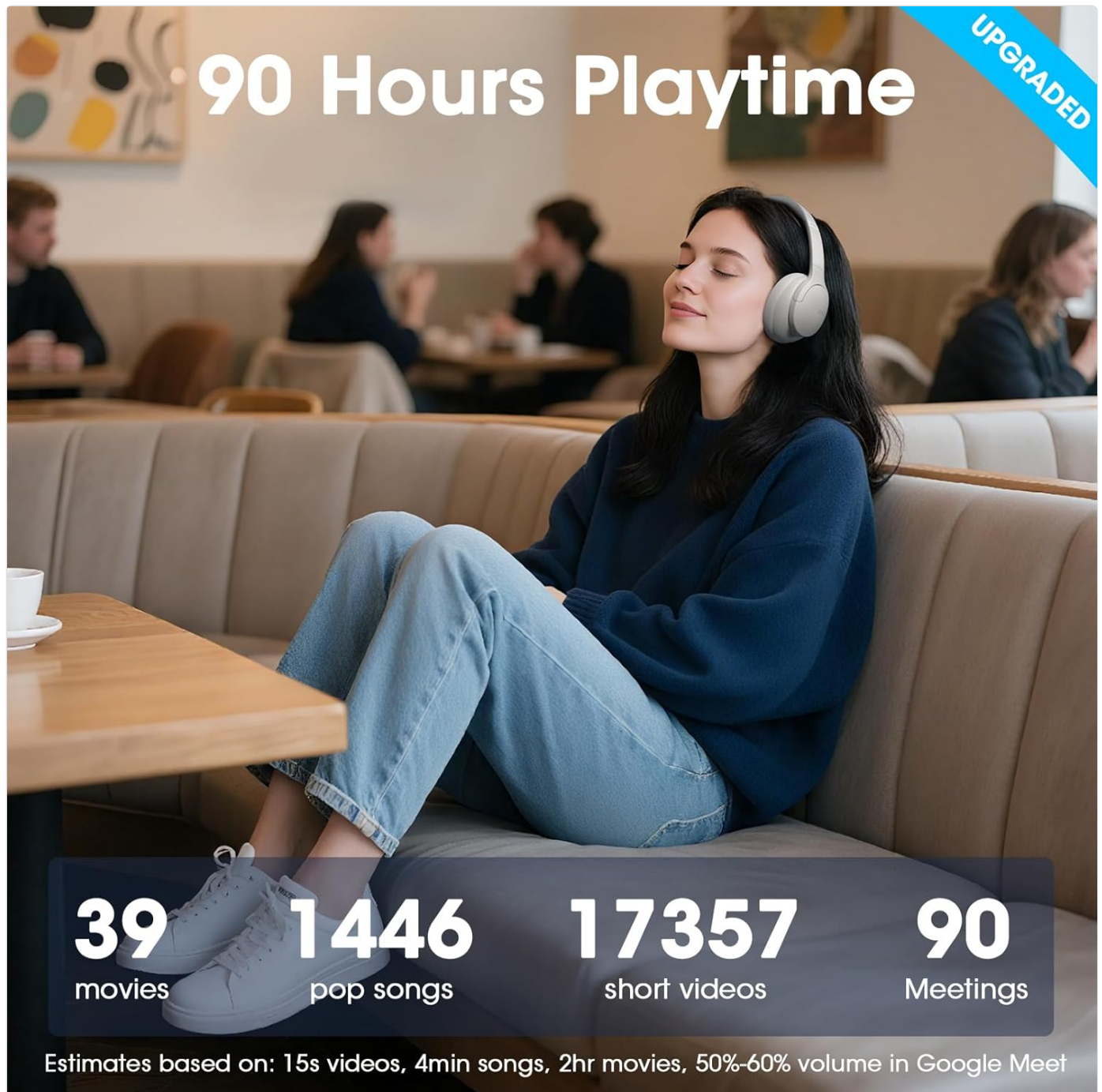
Your browser does not support the video tag.

Video: An overview of unboxing, setting up, and key features of the DOQAUS LIFE 4 headphones.

## 1. Charging the Headphones

Before initial use, fully charge your DOQAUS LIFE 4 headphones. A full charge takes approximately 2.5 hours and provides up to 90 hours of playtime. A quick 10-minute charge can provide 5 hours of music playback.

1. Connect the provided USB charging cable to the USB-C port on the headphone.
2. Connect the other end of the USB cable to a compatible USB power source (e.g., computer USB port, wall adapter).
3. The LED indicator on the headphone will show charging status (refer to the LED indicator section in the physical manual for specific light patterns).
4. Once fully charged, disconnect the charging cable.



**90 Hours Playtime**

**UPGRADED**

<b>39</b>	<b>1446</b>	<b>17357</b>	<b>90</b>
movies	pop songs	short videos	Meetings

Estimates based on: 15s videos, 4min songs, 2hr movies, 50%-60% volume in Google Meet

Image: DOQAUS LIFE 4 headphones in use, highlighting the extended 90-hour playtime.

Your browser does not support the video tag.

Video: Demonstration of the DOQAUS LIFE 4 headphones' 90-hour battery life and charging process.

## 2. Bluetooth Pairing

The LIFE 4 headphones utilize Bluetooth 5.3 for stable and fast wireless connections.

1. Ensure the headphones are charged and powered off.
2. Press and hold the Power button on the headphone until the LED indicator flashes blue and red, indicating pairing mode.
3. On your device (smartphone, tablet, computer), enable Bluetooth and search for available devices.
4. Select "DOQAUS LIFE 4" from the list of devices.
5. Once connected, the LED indicator will turn solid blue or flash blue slowly.



Image: Close-up view of the DOQAUS LIFE 4 headphones, highlighting the Advanced Bluetooth 5.3 wireless technology.

Your browser does not support the video tag.

Video: Overview of Bluetooth 5.3 connectivity and stable connection features of the DOQAUS LIFE 4 headphones.

## 3. Dual Device Connectivity

The headphones can connect to two Bluetooth devices simultaneously.

1. Pair the headphones with the first device as described above.



2. Disable Bluetooth on the first device. The headphones will re-enter pairing mode.
3. Pair the headphones with the second device.
4. Re-enable Bluetooth on the first device. The headphones will automatically connect to both devices.
5. Audio will play from the device that is actively playing media or receiving a call.



Image: A man enjoying music with DOQAUS LIFE 4 headphones connected wirelessly to his smartphone, illustrating stable Bluetooth connectivity.

## OPERATING INSTRUCTIONS

---

### 1. Button Controls

The DOQAUS LIFE 4 headphones feature intuitive button controls located on the earcups for easy management of audio and calls.

- **Power Button:** Press and hold to power on/off. Short press to play/pause music or answer/end calls.
- **Volume Up/Next Track:** Short press for volume up. Long press for next track.
- **Volume Down/Previous Track:** Short press for volume down. Long press for previous track.
- **EQ Button:** Short press to cycle through the 3 EQ modes (Normal, Bass Boost, Vocal/Treble Boost).

### 2. EQ Modes

Enhance your listening experience with three distinct equalizer modes:

- **Normal Mode:** Provides a balanced audio profile suitable for most genres.
- **Bass Boost Mode:** Amplifies low frequencies for a deeper, more impactful bass, ideal for workouts or bass-heavy music.
- **Vocal/Treble Boost Mode:** Enhances vocal clarity and high frequencies, perfect for podcasts, audiobooks, or acoustic music.

## 3 EQ Music Modes






Image: Visual representation of the three EQ music modes available on the headphones.

**Your browser does not support the video tag.**

Video: Demonstration of the 3 EQ modes for sound customization on the DOQAUS LIFE 4 headphones.

### 3. Wired Connection

For situations where Bluetooth is not available or preferred, use the included 3.5mm audio cable.

1. Plug one end of the 3.5mm audio cable into the AUX port on the headphone.
2. Plug the other end into the 3.5mm audio output of your device.
3. The headphones will automatically switch to wired mode. Note that some controls may be limited in wired mode.

# Wireless & Wired Connection



Image: DOQAUS LIFE 4 headphones demonstrating wireless and wired connection options.

## 4. Making and Receiving Calls

The built-in HD microphone ensures clear voice transmission during calls.

- **Answer/End Call:** Short press the Power button.
- **Reject Call:** Long press the Power button.
- **Activate Voice Assistant:** Double-press the Power button (if supported by your connected device).

## COMFORT AND DESIGN

The DOQAUS LIFE 4 headphones are engineered for comfort and portability, featuring:

- **Adjustable Headband:** Easily customize the fit for various head sizes.
- **Plush Memory Foam Earcups:** Soft, breathable earcups provide comfort during extended listening sessions.
- **Foldable and Swivel Design:** Earcups can swivel 90 degrees and the headphones fold compactly for convenient storage and travel.




# Quite Comfortable for All-Day Wear

Super comfortable, nothing but music



Image: Close-up of the plush memory foam earcups, highlighting the comfort-focused design.



Images: Details on adjustable headband, memory foam earcups, 90-degree swivel, and foldable design for enhanced comfort and portability.

**Your browser does not support the video tag.**

Video: A review focusing on the passive noise isolation and comfortable fit of the DOQAUS LIFE 4 headphones.

**Your browser does not support the video tag.**

Video: A review highlighting the all-day comfort and ergonomic design of the DOQAUS LIFE 4 headphones.

## MAINTENANCE AND CARE

To ensure the longevity and optimal performance of your DOQAUS LIFE 4 headphones, follow these care guidelines:



- Clean the earcups and headband regularly with a soft, dry cloth.
- Avoid exposing the headphones to extreme temperatures, humidity, or direct sunlight.
- Do not immerse the headphones in water. While water-resistant, they are not waterproof.
- Store the headphones in a cool, dry place when not in use, preferably folded to protect the earcups.
- Avoid using abrasive cleaners or solvents on the headphones.

## TROUBLESHOOTING

If you encounter any issues with your DOQAUS LIFE 4 headphones, try the following steps:

- **No Power:** Ensure the headphones are fully charged.
- **Cannot Pair:** Make sure the headphones are in pairing mode (flashing blue/red LED) and within range of your device. Try restarting both the headphones and your device.
- **No Sound:** Check the volume levels on both the headphones and your connected device. Ensure the correct audio output is selected on your device.
- **Poor Sound Quality:** Move closer to your connected device to improve Bluetooth signal. Try switching EQ modes.
- **Intermittent Connection:** Ensure no obstacles are between the headphones and your device. Avoid environments with high Wi-Fi or other wireless interference.

## SPECIFICATIONS

Feature	Detail
Model Name	LIFE 4
Brand	DOQAUS
Connectivity Technology	Wired, Wireless (Bluetooth 5.3)
Bluetooth Version	5.3
Bluetooth Range	32.8 Feet (approx. 10 meters)
Battery Life	90 Hours
Charging Time	2.5 Hours
Audio Driver Size	40 Millimeters
EQ Modes	3 (Normal, Bass Boost, Vocal/Treble Boost)
Microphone	Built-in HD Microphone
Noise Control	Sound Isolation (Passive)
Headphones Jack	3.5 mm Jack
Material	Plastic, Premium Memory Foam
Item Weight	0.32 Kilograms (11.3 ounces)
Water Resistance Level	Water Resistant





Feature	Detail
Special Features	Adjustable Headband, Lightweight, Foldable

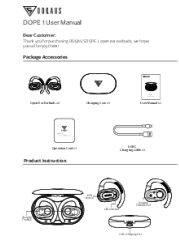

## WARRANTY AND SUPPORT

For warranty information, technical support, or customer service inquiries, please refer to the contact details provided in the original product packaging or visit the official DOQAUS website.

© 2023 DOQAUS. All rights reserved. Information in this manual is subject to change without notice.

## Related Documents - LIFE 4

	<p><a href="#">DOQAUS LIFE 4 Wireless Bluetooth Headphones User Manual - 80 Hour Playback, HiFi Sound</a></p> <p>Comprehensive user manual for DOQAUS LIFE 4 wireless Bluetooth headphones. Learn about features like 80-hour battery life, HiFi stereo sound, 3 EQ modes, and easy pairing. Includes setup, operation, and troubleshooting guides.</p>
	<p><a href="#">DOQAUS Wireless Headphones User Manual</a></p> <p>User manual for DOQAUS wireless Bluetooth over-ear headphones. Includes information on package contents, controls, specifications, Bluetooth pairing, wired mode, safety precautions, and troubleshooting.</p>
	<p><a href="#">DOQAUS LIFE 4 Wireless Headphones User Manual</a></p> <p>User manual for DOQAUS LIFE 4 Wireless Headphones, covering setup, operation, features like Bluetooth 5.3 and EQ modes, troubleshooting, and safety information.</p>
	<p><a href="#">DOQAUS LIFE 3 Bluetooth Headphones User Manual</a></p> <p>User manual for the DOQAUS LIFE 3 Bluetooth headphones, covering features, specifications, pairing, usage, and troubleshooting in multiple languages.</p>

	<p><a href="#">DOQAUS DOPE 1 Open Ear Earbuds User Manual</a></p> <p>User manual for the DOQAUS DOPE 1 open ear earbuds, covering package contents, pairing instructions, reset procedures, device control, product parameters, and compliance information.</p>
	<p><a href="#">DOQAUS Wireless Headphones User Manual</a></p> <p>User manual for DOQAUS wireless headphones, detailing features, setup, operation, and safety instructions for Bluetooth 5.3 headphones with 90-hour playtime and HiFi stereo sound.</p>