

## Bugaboo 100176062

# Bugaboo Dragonfly City Stroller User Manual

Model: 100176062

## INTRODUCTION

Welcome to the Bugaboo Dragonfly City Stroller user manual. This guide provides essential information for the safe and proper assembly, operation, and maintenance of your stroller. Please read all instructions carefully before use and retain this manual for future reference.

The Bugaboo Dragonfly is designed for urban environments, offering a lightweight, compact, and comfortable solution for transporting your child. It features responsive steering, full suspension, and an innovative one-hand fold mechanism.

## SAFETY INFORMATION

- Always secure your child with the 5-point harness.
- Never leave your child unattended in the stroller.
- Ensure the stroller is fully open and locked before placing a child in it.
- Engage the brake when the stroller is stationary.
- Do not overload the underseat basket or attach heavy items to the handlebar, as this may cause instability.
- This stroller is suitable for children up to 50 pounds (22 kg).
- Refer to the bassinet (sold separately) manual for specific weight and age limits if using with a newborn.

## SETUP AND ASSEMBLY

The Bugaboo Dragonfly is designed for minimal assembly. Follow these steps to prepare your stroller for use:

### 1. Unfolding the Stroller:

Hold the handlebar and release the folding latch. Lift the handlebar upwards until the frame clicks into place, indicating it is fully open. Ensure all locking mechanisms are engaged.



Image: The Bugaboo Dragonfly stroller in its fully unfolded position, showcasing the seat, canopy, and underseat basket.

## 2. **Attaching the Seat/Bassinet:**

Align the seat or bassinet (sold separately) with the frame connectors. Press down firmly until you hear a click, ensuring it is securely attached. The seat is reversible and can be installed facing forward or backward.

## 3. **Harness Adjustment:**

Adjust the 5-point harness straps to fit your child snugly. The shoulder straps should be at or slightly above your child's shoulders. The buckle is designed for easy, quick clicking.



Car seat compatible  
(adapters included)

Image: Detailed view of the stroller seat highlighting the UPF 50+ sun canopy, easy buckle harness with soft padding, and the reversible, reclinable seat with adjustable leg rest.

#### 4. **Car Seat Compatibility:**

The stroller is car seat compatible. Use the included adapters to securely attach a compatible car seat (sold separately). Refer to your car seat manual for specific installation instructions.

## OPERATING INSTRUCTIONS

### Folding the Stroller

The Bugaboo Dragonfly features an innovative one-hand fold that allows it to collapse in any position, with or without the seat/bassinet attached. It stands independently when folded.

1. Ensure the child is removed from the stroller.
2. Locate the one-hand fold mechanism (usually on the handlebar or frame).
3. Activate the mechanism and guide the stroller downwards until it folds compactly.
4. Confirm the stroller is locked in its folded position.



Easy one-hand fold into  
self-standing compact position

Image: The Bugaboo Dragonfly stroller in its compact, self-standing folded position, demonstrating its space-saving design.



Image: A visual representation of the stroller's dimensions, both when fully open and when folded, highlighting its compact nature.

### **Brake System**

The stroller is equipped with a foot-operated brake system. Press the brake pedal down to engage the brakes and lift it up to release. Always ensure the brake is fully engaged when the stroller is stationary.

### **Underseat Basket and Storage**

The XL underseat basket can hold up to 22 lbs (10 kg) of items. An expandable pocket is also available and can be positioned at the rear, front, or on the handlebar for convenient access.



Extra-large under seat  
basket holds up to 22 lbs.

Image: The spacious underseat basket of the Bugaboo Dragonfly, demonstrating its capacity for carrying essentials.



Underseat basket holds up to 22 lbs, plus an included bag adds 5.5 lbs of extra storage and can attach to the handlebar for easy access.

Image: The flexible storage system, including the underseat basket and an optional bag that can be attached to the handlebar for additional storage.

## MAINTENANCE AND CARE

- **Cleaning Fabric Parts:** The fabric components (canopy, seat material) are made from polyester and nylon. Hand wash only. Refer to the care labels for specific instructions.
- **Frame Cleaning:** Wipe the alloy steel frame with a damp cloth and mild soap. Dry thoroughly.
- **Wheel Maintenance:** The hard-wearing plastic tires require minimal maintenance. Regularly check wheels for debris and ensure they rotate freely.
- **Storage:** Store the stroller in a dry place, away from direct sunlight and extreme temperatures.

## TROUBLESHOOTING

- **Stroller not unfolding/folding smoothly:** Ensure all locking mechanisms are disengaged before attempting to fold/unfold. Check for any obstructions in the folding joints.

- **Wheels not turning freely:** Inspect wheels for trapped debris (e.g., hair, dirt). Clean as necessary.
- **Brake not engaging/disengaging:** Check for obstructions around the brake pedal. Ensure the mechanism is clean and free of dirt.
- **Harness difficult to buckle:** Ensure straps are not twisted. Clean the buckle if dirt or debris is present.

## SPECIFICATIONS

Feature	Detail
Brand	Bugaboo
Model Number	100176062
Color	Forest Green
Material (Frame)	Alloy Steel
Material (Fabric)	Polyester, Nylon
Material (Tire)	Hard-wearing plastic
Age Range (Description)	Baby
Maximum Weight Recommendation	50 Pounds (22 kg)
Item Weight	18 Pounds (8.16 kg)
Item Dimensions (L x W x H)	37.08"L x 22.05"W x 13.03"H (Unfolded)
Folded Size	37.08"L x 22.05"W x 13.03"H
Harness Type	5 Point
Stroller Type	Standard Stroller
Car Seat Compatible	Yes (adapters included)
Underseat Basket Capacity	Up to 22 lbs (10 kg)
Canopy Feature	UPF 50+ with peekaboo panel
Care Instructions	Hand Wash Only (fabric)







## WARRANTY AND SUPPORT

Bugaboo offers a free extended 4-year warranty upon product registration. To register your product and activate the extended warranty, please visit the official Bugaboo website or contact customer support.

For further assistance, spare parts, or warranty claims, please contact Bugaboo customer service through their official website or the retailer where the product was purchased.



## Related Documents - 100176062

 <p><b>Meet your Bugaboo Butterfly</b></p> <p>Product group code: BUBUTFLY Model number: BUBUTFLY Version: 1.0 Date: 2019-01-01 Language: English Country: Germany Manufacturer: Bugaboo B.V. Address: Postbus 1000, 3720 BA Zevenhuizen, The Netherlands Phone: +31 (0)30 250 0000 Email: info@bugaboo.com Website: www.bugaboo.com © Bugaboo B.V. 2019</p>	<h3><a href="#">Bugaboo Butterfly User Manual and Features</a></h3> <p>Comprehensive guide to the Bugaboo Butterfly stroller, covering setup, features, and safety information. Includes multilingual instructions and part identification.</p>
 <p><b>Meet your Bugaboo Fox 5</b></p> <p>Product group code: BUBFOX5 Model number: BUBFOX5 Version: 1.0 Date: 2019-01-01 Language: English Country: Germany Manufacturer: Bugaboo B.V. Address: Postbus 1000, 3720 BA Zevenhuizen, The Netherlands Phone: +31 (0)30 250 0000 Email: info@bugaboo.com Website: www.bugaboo.com © Bugaboo B.V. 2019</p>	<h3><a href="#">Bugaboo Fox 5 User Guide and Parts List</a></h3> <p>Comprehensive guide to the Bugaboo Fox 5 stroller, including a detailed parts list and explanations of visual language symbols and product features.</p>
 <p><b>Bugaboo Butterfly 2</b></p>	<h3><a href="#">Bugaboo Butterfly 2 User Manual and Safety Guide</a></h3> <p>Comprehensive user manual for the Bugaboo Butterfly 2 stroller, covering assembly, safety instructions, maintenance, and warranty information from Bugaboo.</p>
 <p><b>Bugaboo Turtle by Nuna</b> INSTRUCTIONS FOR USE</p> <p>BUGABOO SEAT AND BASE FROM JANUARY 4, 2019 UNTIL BASE ONLY 847022001 / SEAT ONLY 847022003 NUNA SEAT AND BASE MODEL NUMBER UNP0101 / SEAT ONLY P1001V1</p> <p><b>IMPORTANT! KEEP THIS INSTRUCTION BOOKLET IN THE PLACE PROVIDED ON THE CHILD RESTRAINT!</b></p>	<h3><a href="#">Bugaboo Turtle by Nuna Child Restraint Instructions for Use</a></h3> <p>Comprehensive instructions for the Bugaboo Turtle by Nuna child restraint, covering features, safety warnings, installation, usage, and maintenance. Includes item and model numbers, and compatibility information.</p>
 <p><b>Bugaboo Kangaroo sibling seat</b></p> <p>Sila para hermano/a Bugaboo Kangaroo Siège secondaire Bugaboo Kangaroo</p>	<h3><a href="#">Bugaboo Kangaroo Sibling Seat User Manual and Safety Guide</a></h3> <p>Comprehensive guide for the Bugaboo Kangaroo Sibling Seat, detailing assembly, safety warnings, configurations, and features. Includes instructions in English, Spanish, and French.</p>
 <p><b>Bugaboo Kangaroo</b></p>	<h3><a href="#">Bugaboo Kangaroo User Manual and Guide</a></h3> <p>Comprehensive user manual for the Bugaboo Kangaroo stroller, covering setup, features, configurations, and safety instructions in English, Spanish, and French.</p>

