

iPormis 100005

iPormis Twin Size Metal Bed Frame Instruction Manual

Model: 100005 | Brand: iPormis

PRODUCT OVERVIEW

The iPormis Twin Size Metal Bed Frame is designed for comfort and stability, featuring a velvet upholstered headboard and a durable metal frame. This platform bed frame eliminates the need for a box spring, offering a streamlined and modern aesthetic.

- **Stylish Design:** Features a velvet button-tufted headboard and a curved metal frame, providing an elegant appearance. The headboard stands 41 inches high.
- **Robust Construction:** Made from powder-coated steel with 12 built-in metal slats, two heavy-duty legs, and two strong rounded legs for enhanced stability.
- **Noise-Free Operation:** EVA material on the metal base and mute buckles reduce friction, ensuring a quiet sleeping environment.
- **Ample Storage:** Provides 12 inches of under-bed clearance, suitable for storage boxes and easy cleaning.



Figure 1: Overview of the iPormis Twin Size Metal Bed Frame with key dimensions. The frame measures 77 inches long, 44 inches wide, and 41 inches high, with 12 inches of under-bed clearance and a 1000 lbs weight capacity.

SETUP AND ASSEMBLY

Assembly of the iPormis Twin Size Metal Bed Frame is designed to be straightforward. All necessary parts are labeled, and tools are included. It is recommended that two individuals assemble the bed frame for efficiency and ease.

Preparation

1. Unpack all components and verify against the parts list provided in the packaging.
2. Ensure all hardware (screws, bolts, washers) is present.
3. Clear an adequate workspace to prevent damage to components or flooring.

Assembly Steps

Follow the detailed instructions provided in your product packaging. General steps include:

- Attach the side rails to the headboard and footboard.
- Secure the support legs to the frame.

- Install the metal slats into the designated slots on the side rails. Ensure the mute buckles are correctly positioned to prevent noise.
- Tighten all connections securely, but do not overtighten.




Figure 2: Illustration of durable metal slats, anti-scratch pads on the frame, and the simple interlocking mechanism for easy assembly.




Figure 3: Detailed view of assembly components, highlighting easy-to-assemble steel slats, protective corner caps, and

robust round legs for stability.

OPERATING INSTRUCTIONS

The iPormis Twin Size Metal Bed Frame is designed for direct mattress placement without the need for a box spring.

Mattress Placement

- Place your twin-size mattress directly onto the metal slats.
- The frame features an embedded design to prevent the mattress from sliding.
- Recommended mattress height is between 8 to 12 inches for optimal fit and appearance.



Figure 4: The assembled bed frame with a mattress and bedding, demonstrating its integration into a bedroom environment.



Maximum Area of Contact

Figure 5: Diagram illustrating the wide contact area of the bed frame with the floor, contributing to its overall stability.

Weight Capacity

The bed frame is engineered to support a maximum weight of 1000 pounds, including the mattress and occupants.

MAINTENANCE

Proper maintenance ensures the longevity and appearance of your iPormis bed frame.

- **Frame Cleaning:** Wipe the metal frame with a dry cloth to remove dust and debris. Avoid abrasive cleaners or harsh chemicals that could damage the powder-coated finish.
- **Headboard Care:** The velvet upholstered headboard is designed to be stain-resistant. For general cleaning, gently wipe with a dry or slightly damp cloth. For spills, blot immediately with a clean, dry cloth. Do not rub.
- **Regular Inspection:** Periodically check all bolts and screws to ensure they remain tight. Retighten if necessary to maintain stability and prevent noise.



Figure 6: Detail of the velvet headboard, highlighting its skin-friendly, soft-touch, and easy-to-clean properties.

TROUBLESHOOTING

If you encounter any issues with your bed frame, refer to the following common solutions:

- **Squeaking or Noise:**

- Ensure all bolts and screws are securely tightened. Loose connections are a common cause of noise.
- Verify that the EVA material and mute buckles are correctly installed on the metal slats to minimize friction.

- **Wobbling or Instability:**

- Check that all legs are firmly on the ground and that the frame is assembled on a level surface.
- Re-examine all connections to ensure they are fully tightened according to the assembly instructions.

- **Mattress Sliding:**

- Confirm that the mattress is correctly positioned within the embedded frame design.

- Ensure the mattress size matches the twin bed frame dimensions.

SPECIFICATIONS

Feature	Detail
Model Number	100005
Size	Twin
Product Dimensions (L x W x H)	77" x 44" x 41"
Under-Bed Clearance	12 inches
Weight Limit	1000 Pounds
Item Weight	44.1 Pounds
Frame Material	Powder-Coated Steel
Headboard Material	Velvet
Color	Gold & Grey
Assembly Required	Yes
Care Instructions	Wipe with Dry Cloth

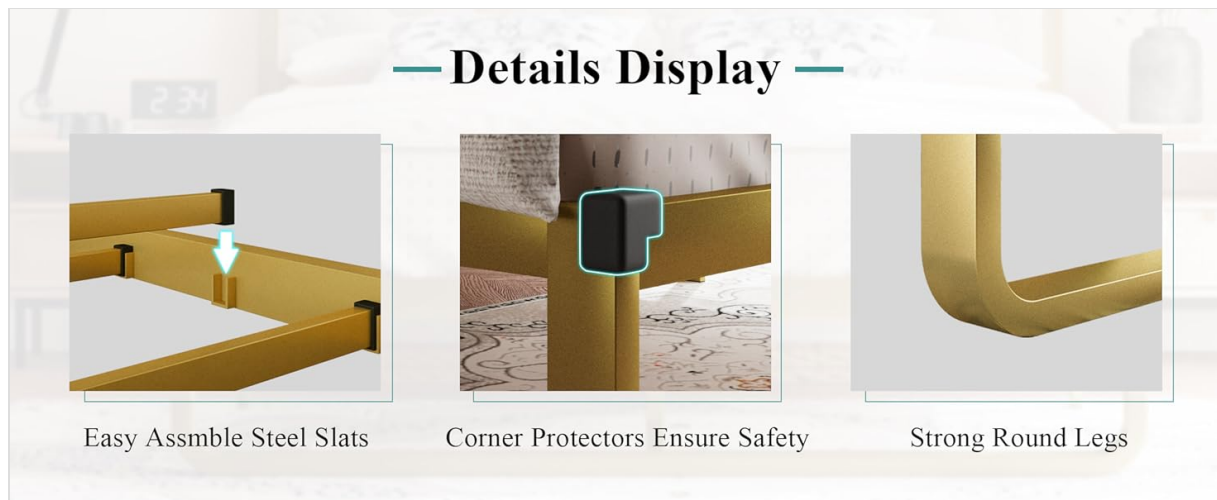


Figure 7: Structural diagram of the bed frame, showing the 1.5-inch support beam, 12 heavy-duty slats, and hardened metal legs.

WARRANTY AND SUPPORT

Specific warranty information for the iPormis Twin Size Metal Bed Frame is not provided in this manual. For warranty details, product support, or to inquire about replacement parts, please refer to the documentation included with your purchase or contact iPormis customer service directly through their official website or the retailer where the product was purchased.

