

LXJTHT Wireless Android Auto Car Adapter

LXJTHT Android Auto Wireless Adapter User Manual

Model: Wireless Android Auto Car Adapter

Brand: LXJTHT

1. PRODUCT OVERVIEW

The LXJTHT Android Auto Wireless Adapter is designed to convert your car's existing wired Android Auto system into a wireless one. This allows for a more convenient and clutter-free driving experience, enabling you to access your Android Auto features such as navigation, music, and calls without needing to physically connect your phone via a USB cable.

Android Auto Wireless Adapter

[Only for **Android Auto**]



5G Wifi



V5.3
Bluetooth



Plug & Play



Automatic
connection



Image: The LXJTHT Android Auto Wireless Adapter highlighting its key features: 5G WiFi, Bluetooth 5.3, Plug & Play functionality, and automatic connection.

2. KEY FEATURES

- **Wireless Connectivity:** Say goodbye to annoying wired connections with our easy-to-use Wireless Android Car Adapter, the official latest version in 2025.
- **Full Android Auto Functionality:** Enjoy complete Android Auto functions while maintaining your car's original operations such as navigation planning, music playing, news updates, and more.
- **Stable Performance:** The Android Auto wireless adapter has a built-in 5.8Ghz chip, which provides fast and stable connections for your Android phone and car through Bluetooth and 5GHz WiFi modules, speeding up heat dissipation and making it more durable and stable.
- **Plug and Play:** Our wireless Android Auto dongle is Plug and Play, simply plug it into your car's USB or Type C port and connect to your phone's Bluetooth and Wi-Fi for an instant upgrade to your infotainment system.
- **Universal Compatibility:** Android Auto wireless adapter is compatible with more than 1000+ car models and supports various functions such as voice control, Google Assistant, phone calls, maps, music apps and messages.

Advanced 5G Tech

Stable and Smooth Connection



Image: Depiction of the adapter's advanced 5G technology ensuring stable, fast, and lag-free connections.

3. PACKAGE CONTENTS

Your LXJTHT Android Auto Wireless Adapter package includes the following items:

- LXJTHT Android Auto Wireless Adapter
- USB-A to USB-C Adapter



Image: The LXJTHT Android Auto Wireless Adapter with its included USB-C adapter.

4. COMPATIBILITY

Car Compatibility

This adapter is compatible with over 1000+ car models that come with factory-wired Android Auto. Please ensure your vehicle supports wired Android Auto before purchase. For a detailed list of compatible vehicles, please refer to the official Android Auto compatibility website: <https://www.android.com/auto/compatibility>

Phone Compatibility

The adapter supports Android phones running Android 11.0 and above. Please note that Huawei phones are currently not supported.

COMPATIBILITY CONFIRMATION

Vehicles



Stereos



Check your car.

ONLY compatible with cars or stereos equipped with Android Auto

Over 500 models supported , PLS CHECK HERE

<https://www.android.com/auto/compatibility>

Check your phone

Support Phones with Android 11.0 and above
(HUAWEI is not supported)




Image: Visual guide for checking car and phone compatibility with the adapter.

5. SETUP GUIDE

Follow these simple steps to set up your LXJTHT Android Auto Wireless Adapter:

1. **Plug In:** Connect the wireless adapter to your car's USB or Type C port. Use the provided USB-A to USB-C adapter if your car has a Type C port.
2. **Bluetooth Pairing:** On your Android phone, enable Bluetooth and Wi-Fi. Search for available Bluetooth devices and select the adapter (e.g., "smartBox-XXXX"). Confirm the pairing request on your phone. Ensure your phone's Wi-Fi is not occupied by another network during this process.
3. **Use Android Auto:** Once paired, your phone will automatically connect to the adapter, and Android Auto will launch on your car's infotainment screen within 5-15 seconds.

Plug & Play

3 Steps Easy Setup



01



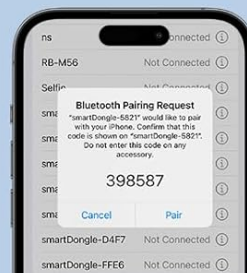
Plug

02



Bluetooth Pair

03



Use Android Auto

Image: A visual representation of the three-step easy setup process for the wireless adapter.

Setup Demonstration Video

Your browser does not support the video tag.

Video: An official demonstration of the wireless car dongle, showing its compact size and simple plug-and-play setup process in a vehicle.

6. OPERATING INSTRUCTIONS

Once connected, the LXJTHT Android Auto Wireless Adapter allows you to fully utilize your car's infotainment system with Android Auto wirelessly. All standard Android Auto features are accessible.

Accessing Android Auto Functions

- **Navigation:** Use Google Maps, Waze, or other supported navigation apps directly on your car's screen.
- **Music & Media:** Stream music from Spotify, YouTube Music, or other audio apps.
- **Calls & Messages:** Make and receive calls, and send/read messages using voice commands or the car's controls.

- **Voice Control:** Activate Google Assistant by saying "Hey Google" or pressing the voice command button on your steering wheel to control functions hands-free.

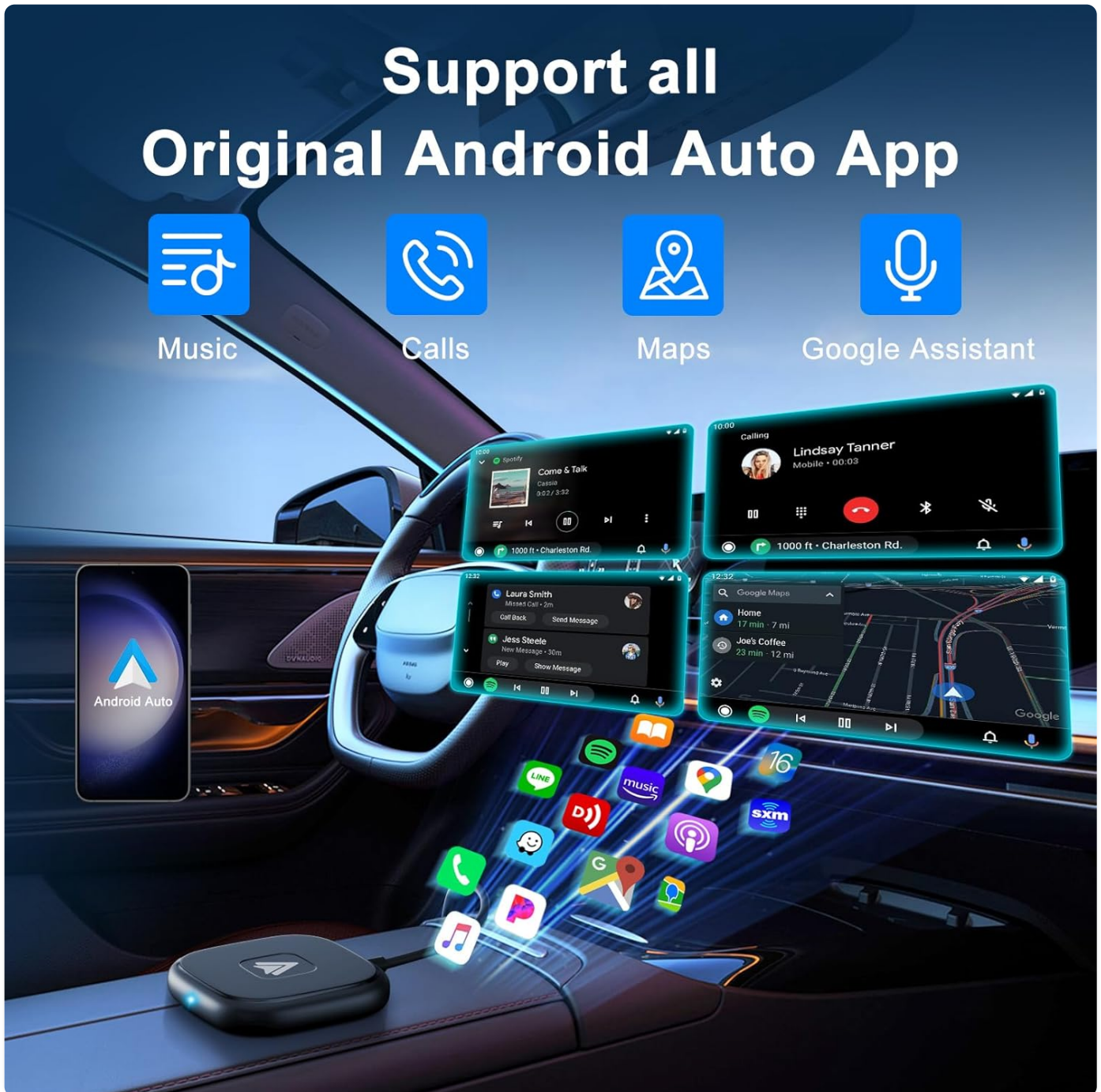


Image: The Android Auto interface displaying various supported applications for music, calls, maps, and Google Assistant.

Maintaining Original Car Controls

The adapter is designed to seamlessly integrate with your car's existing control mechanisms:

- **Steering Wheel Control:** Use your car's steering wheel buttons to manage calls, adjust volume, and navigate menus.
- **OEM Knob Control:** Utilize your car's original equipment manufacturer (OEM) control knob for precise navigation within the Android Auto interface.
- **Touch Screen Control:** If your car has a touchscreen, you can interact with Android Auto directly by touch.

Keep Original Control



Image: Demonstrates how the adapter allows retention of original car controls including voice assistant, steering wheel, OEM knob, and touchscreen.

7. CARE AND MAINTENANCE

To ensure the longevity and optimal performance of your LXJTH Android Auto Wireless Adapter, please follow these care guidelines:

- **Keep Dry:** Avoid exposing the adapter to water or excessive moisture.
- **Clean Gently:** Use a soft, dry cloth to clean the adapter. Do not use harsh chemicals or abrasive cleaners.
- **Avoid Extreme Temperatures:** Do not expose the device to extremely high or low temperatures, as this can affect its performance and lifespan.
- **Handle with Care:** Avoid dropping or subjecting the adapter to strong impacts.

8. TROUBLESHOOTING

If you encounter any issues with your LXJTHT Android Auto Wireless Adapter, please refer to the following common troubleshooting steps:

Problem	Solution
Adapter does not connect to car/phone.	Ensure your car supports wired Android Auto. Verify your phone is running Android 11.0 or higher (excluding Huawei). Delete previous Bluetooth connections for Android Auto on your phone and car. Restart your car's infotainment system and your phone. Re-pair the adapter via Bluetooth following the setup guide.
Lag or performance issues.	Ensure your phone's Wi-Fi is connected to the adapter's 5GHz network. Close unnecessary background applications on your phone. Check for any firmware updates for the adapter (refer to the official user manual for update procedures).
Frequent disconnections.	Ensure the adapter is securely plugged into the USB port. Try a different USB port in your car if available. Check for any interference from other wireless devices in the car.

For more detailed troubleshooting or specific issues, please refer to the comprehensive [User Manual \(PDF\)](#).

9. PRODUCT SPECIFICATIONS

Specification	Detail
Brand	LXJTHT
Model Number	Wireless Android Auto Car Adapter
Package Dimensions	6 x 3 x 0.7 inches
Item Weight	1.44 ounces
Operating System (OS)	Android
Special Features	Bluetooth
Other Display Features	Wireless
Manufacturer	XinCeng
Date First Available	June 14, 2023
Compatible Devices	Smartphone
Specific Uses For Product	Streaming, Travel, Work, Gaming

Specification	Detail
Connector Type	USB Type C
Number of Ports	1

10. WARRANTY AND SUPPORT

LXJTHT is committed to providing excellent customer service and product support:

- **Professional Support:** Enjoy 7x24H professional support for any queries or assistance you may need.
- **Return and Exchange:** We offer a 30-day return and exchange service.
- **Warranty Service:** Your product is covered by a 365-day warranty service.

For further assistance, please visit the [LXJTHT Store on Amazon](#).