

EASYTONE X88 Pro-13 4GB+64GB

EASYTONE X88PRO 13 Android TV Box User Manual

Model: Pro-13

1. INTRODUCTION

This user manual provides comprehensive instructions for the setup, operation, and maintenance of your EASYTONE X88PRO 13 Android TV Box. This device is designed to transform your television into a smart entertainment hub, offering access to a wide range of streaming services, applications, and multimedia content. Featuring the latest Android 13.0 OS, a powerful RK3528 quad-core processor, and support for up to 8K Ultra-high Definition, the X88PRO 13 delivers a smooth and immersive viewing experience.



Image: The EASYTONE X88PRO 13 Android TV Box, its standard remote control, and the included mini wireless keyboard.

2. KEY FEATURES

- **Advanced Android 13.0 OS:** Equipped with the newest Android 13.0 operating system for enhanced compatibility, stability, and privacy protection.
- **Powerful RK3528 Quad-core CPU:** Features a high-performance RK3528 quad-core processor for smooth operation and fast loading of applications and games.
- **Ample Memory & Storage:** Comes with 4GB RAM and 64GB ROM, providing sufficient space for apps and media. Storage is expandable via TF card (up to 64GB) or hard drive.
- **8K Ultra-high Definition Output:** Supports 8K UHD output, HDR10+, and H.265 image processing technology for superior picture quality.
- **3D Support:** Enjoy immersive 3D content directly from your TV box.
- **Dual-Band WiFi 6:** Integrates new generation WiFi6 technology (2.4G/5.8G) for faster transmission speeds, lower latency, and a more stable wireless connection.
- **Bluetooth 5.0 Connectivity:** Allows for quick and easy connection to various Bluetooth devices such as mini wireless keyboards, speakers, and game controllers.
- **USB 3.0 Port:** Includes a USB 3.0 port for faster data transfer compared to USB 2.0.

- **OTA Technology:** Built-in Over-The-Air (OTA) technology ensures your system is always up to date with the latest features and security enhancements.



Image: Visual representation of the Android 13.0 TV Box highlighting better compatibility and smoother operation with various streaming app icons.

Powerful RK3528 Chipset

Equipped with a quad-core Cortex-A53 processor, it significantly boosts the overall performance of the system.



Image: Close-up of the powerful RK3528 quad-core processor, emphasizing its role in smooth operation and high performance, alongside indicators for 4GB RAM and 64GB ROM.

High Clarity 8K & HDR 10+



Image: A television screen displaying vibrant 8K Ultra High Definition content, illustrating the enhanced picture quality and HDR10+ support.

3. PACKAGE CONTENTS

Please check the box contents upon unboxing to ensure all items are present:

- EASYTONE X88PRO 13 Android TV Box
- Power Adapter
- HDMI Cable
- Mini Wireless Keyboard
- Remote Control
- User Manual (this document)



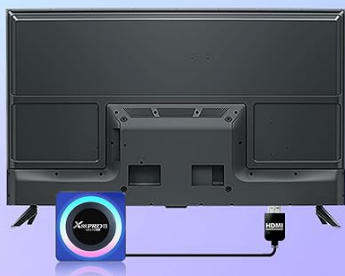
Image: A detailed diagram illustrating the X88PRO 13 TV Box and its various ports, along with the standard accessories included in the package.

4. SETUP GUIDE

Follow these simple steps to set up your EASYTONE X88PRO 13 Android TV Box:

1. **Connect the HDMI Cable:** Insert one end of the HDMI cable into the "HD Out" port on the back of the TV Box and the other end into an available HDMI input on your television.
2. **Connect the Power Adapter:** Plug the power adapter into the "Power" port on the TV Box, then plug the adapter into a wall outlet. The device will typically power on automatically.
3. **Connect to Network:**
 - **Wi-Fi:** Once the device boots up, navigate to the network settings and select your Wi-Fi network. Enter the password to connect.
 - **Ethernet:** For a wired connection, connect an Ethernet cable from your router to the "Ethernet" port on the TV Box.
4. **Initial Setup:** Follow the on-screen prompts to complete the initial setup, including language selection, time zone, and Google account login (optional, but recommended for app access).

Simple To Set UP And Use



1. Connect the HDMI Cable



2. Connect the power adapter



3. Connect to WiFi or Ethernet and enjoy

Image: A visual guide demonstrating the simple three-step setup process: HDMI connection, power connection, and network connection.

5. OPERATING INSTRUCTIONS

5.1. Navigation

Use the included remote control or mini wireless keyboard to navigate the Android interface. The remote control provides basic directional and selection functions, while the mini keyboard offers a full QWERTY layout for easier text input and advanced navigation.



Image: A user comfortably operating the TV box using the handheld mini wireless keyboard, demonstrating its convenience for input and control.

5.2. Installing Applications

The X88PRO 13 comes with the Google Play Store pre-installed, allowing you to download and install a wide variety of applications, including streaming services, games, and utility apps. Simply open the Play Store, search for your desired app, and select "Install".

5.3. Media Playback

The TV Box supports various media formats and resolutions up to 8K. You can play local media files from connected USB drives or TF cards, or stream content from online services. The device also supports 3D video playback for compatible content.

5.4. Screen Mirroring (AirScreen/Miracast)

Utilize the built-in AirScreen or Miracast functionality to cast content from your compatible smartphone, tablet, or computer directly to your television screen. This feature is ideal for sharing photos, videos, or presentations.

Enjoy Big Screen & 3D

With the built-in AirScreen, cast your phones, computers, and tablets to the big screen for a visual feast.



Image: A couple enjoying a visual experience on a large TV screen, demonstrating the AirScreen feature for casting content from mobile devices.

5.5. Multi-Scene Applications

The EASYTONE X88PRO 13 is versatile and suitable for various entertainment scenarios, including watching movies, short videos, live TV, and playing games.

Multi-Scene Applications

Suitable for watching TV, playing games, listening to music, watching movies




Image: A collage of four scenes depicting the multi-functional use of the TV box for watching movies, short videos, live television, and playing games.

6. CONNECTIVITY

- **Wi-Fi 6 (2.4G/5.8G Dual-Band):** Provides robust and high-speed wireless internet connectivity, supporting both 2.4GHz and 5.8GHz bands for optimal performance and reduced interference.
- **Bluetooth 5.0:** Enables seamless wireless connection to a wide array of Bluetooth-enabled peripherals such as headphones, gamepads, and external speakers.
- **Ethernet:** A 100Mbps Ethernet port is available for a stable wired internet connection.
- **HDMI Output:** Connects to your TV or display for high-definition video and audio transmission.
- **USB Ports:** Includes one USB 3.0 port for high-speed data transfer and one USB 2.0 port for general connectivity of external devices like USB drives or keyboards.
- **SPDIF:** Digital audio output for connecting to home theater systems or soundbars.
- **AV Port:** Analog video and audio output for connecting to older televisions or audio systems.
- **TF Card Slot:** Supports TF (MicroSD) cards for additional storage expansion.

Dual WiFi 2.4G/5.8G & WiFi6



Dual Wifi Frequency



Single Wifi Frequency



Ethernet
100M

Fast
Wi-Fi *Stable*
6

2.4G

5.8G

Image: A visual explanation of the Dual WiFi 2.4G/5.8G and WiFi 6 technology, emphasizing faster and more stable wireless connectivity.

Bluetooth 5.0

Effortlessly connect to diverse wireless Bluetooth devices and explore the endless fun of your TV box.



● Transmission Speed

BT 4.0



BT 5.0



Image: An illustration showcasing the effortless connectivity of Bluetooth 5.0 to diverse wireless devices, including headphones, mice, game controllers, and smartphones.

USB 3.0 Transfer



5
Gbps

USB 3.0: about 500M/S



USB 2.0: about 50M/S



Image: A graphic comparing the data transfer speeds of USB 3.0 (5 Gbps) versus USB 2.0 (50 MB/s), highlighting the faster performance of USB 3.0.

7. TROUBLESHOOTING

If you encounter issues with your EASYTONE X88PRO 13, please refer to the following common problems and solutions:

Problem	Possible Cause	Solution
No Power / Device Not Turning On	Power adapter not connected or faulty; power outlet issue.	Ensure the power adapter is securely connected to the TV Box and a working power outlet. Try a different outlet.
No Signal on TV Screen	Incorrect HDMI input selected on TV; faulty HDMI cable; TV Box not powered on.	Verify your TV is set to the correct HDMI input. Check HDMI cable connections. Ensure the TV Box is powered on. Try a different HDMI cable.
Remote Control Not Responding	Low or dead batteries; obstruction between remote and TV Box; remote not paired (for some models).	Replace batteries. Ensure no obstructions. Point remote directly at the TV Box. Refer to remote pairing instructions if applicable.
Buffering or Slow Streaming	Weak Wi-Fi signal; slow internet connection; network congestion; too many apps running in background.	Move TV Box closer to router or use Ethernet cable. Check internet speed. Close unused apps. Restart router and TV Box.
Apps Crashing or Not Opening	App compatibility issue; insufficient memory; corrupted app data.	Clear app cache/data (Settings > Apps). Uninstall and reinstall the app. Ensure TV Box firmware is updated via OTA.

8. TECHNICAL SPECIFICATIONS

Feature	Detail
Brand	EASYTONE
Model Name	X88 Pro-13 4GB+64GB With Mini Wireless Keyboard
Item Model Number	Pro-13
Operating System	Android 13.0
CPU	RK3528 Quad-core Cortex-A53
RAM	4GB
ROM	64GB
Resolution Support	8K Ultra-high Definition, HDR10+, H.265, 3D
Wi-Fi Connectivity	WiFi 6 (2.4G/5.8G Dual-Band)
Bluetooth	Bluetooth 5.0
Ethernet	100Mbps

Feature	Detail
Ports	HDMI, USB 3.0, USB 2.0, SPDIF, AV, TF Card Slot, Power Input
Product Dimensions	3.9 x 3.9 x 0.78 inches
Item Weight	14.1 ounces (0.88 Pounds)
Special Features	DLNA, Miracast, Browser, OTA Updates
Supported Internet Services	Netflix, Skype, YouTube (and others via Google Play Store)






9. MAINTENANCE

- **Cleaning:** Use a soft, dry cloth to clean the exterior of the TV Box. Do not use liquid cleaners or aerosols.
- **Ventilation:** Ensure the TV Box is placed in a well-ventilated area to prevent overheating. Do not block ventilation openings.
- **Software Updates:** The device supports OTA (Over-The-Air) updates. Periodically check for system updates in the settings menu to ensure optimal performance and access to the latest features and security patches.
- **Storage Management:** Regularly clear cache and unnecessary files to maintain optimal performance. You can do this through the Android settings.

10. WARRANTY AND SUPPORT

For warranty information, please refer to the documentation provided at the time of purchase. If you require technical support or have questions not covered in this manual, please contact EASYTONE customer service through the retailer where you purchased the product or visit the official EASYTONE website for support contact details.

EASYTONE Store Link: [Visit the EASYTONE Store on Amazon](#)

	<p>BLKJ Q12 Mini TV Stick User Manual - Android 14 Smart TV Box</p> <p>User manual for the BLKJ Q12 Mini TV Stick, featuring Android 14, Allwinner H313 processor, 4GB/8GB RAM, 64GB/128GB ROM, and dual-band Wi-Fi for a seamless global streaming experience.</p>
<p>Android TV User Manual</p>	<p>Android TV Box User Manual - Setup, Features, and Specifications</p> <p>Comprehensive user manual for the Android TV Box, covering setup, basic operations, Wi-Fi/Ethernet connectivity, app management, screen casting, factory reset, and technical specifications.</p>
	<p>Blackview Tab 5 User Guide</p> <p>User guide for the Blackview Tab 5, an 8-inch Android 12 tablet featuring a Quad-Core processor, 5GB RAM, 64GB ROM, and a 5580mAh battery.</p>
	<p>X96 MAX Android 8.1 TV Box 4GB/64GB - Specifications and Overview</p> <p>Detailed overview and specifications for the X96 MAX Android 8.1 TV Box, featuring Amlogic S905X2 processor, 4GB RAM, 64GB storage, 4K UHD support, and dual-band WiFi.</p>
	<p>PAS20BD Wireless Carplay & Android Auto System iA Box User Guide</p> <p>User guide for the Pyle PAS20BD Wireless Carplay & Android Auto System iA Box, detailing its features, interface, setup, and technical specifications.</p>
	<p>EinParts EPCR11/EPCR12 Car Radio - Android 10, 8-Core, 4GB+64GB</p> <p>Discover the EinParts EPCR11/EPCR12, a feature-rich Android 10 car radio with an 8-core processor, 4GB RAM, 64GB storage, GPS, Bluetooth, and 4G LTE connectivity. Includes installation, safety, and disposal information.</p>