

EPOS 1060T

EPOS Impact 1060T Professional Wireless Headset User Manual

Model: 1060T

SECTIONS				
1.	2. Package	3.	4. Operating	
Introduction	Contents	Setup	Instructions	5. Maintenance
6.	7.	8. Warranty &		
Troubleshooting	Specifications	Support		

1. INTRODUCTION

The EPOS Impact 1060T is a professional double-sided wireless headset designed for PC use, optimized for high-performance communication environments. It features advanced AI Noise Cancellation and Super Wideband Audio to ensure exceptional clarity during calls, even in noisy surroundings. The headset is Microsoft Teams Certified, providing seamless integration and optimal performance for virtual meetings.

Engineered for all-day comfort, the Impact 1060T includes soft memory foam earpads and a lightweight frame. Smart features such as a 360° busylight, mic-tip LED mute alerts, and intuitive boom-arm call control enhance efficiency and focus. This manual provides detailed instructions for setting up, operating, and maintaining your headset to ensure optimal performance and longevity.



Figure 1: EPOS Impact 1060T highlighting key features.

## 2. PACKAGE CONTENTS

Verify that all items are present in your package:

- EPOS Impact 1060T Wireless Headset
- USB-C to USB-C Cable
- USB-C to USB-A Adapter
- Soft Carry Pouch
- Safety Guide
- Compliance Sheet
- Quick Guide
- BT-D 800a Dongle (for models with dongle)



Figure 2: EPOS Impact 1060T package contents.

### 3. SETUP

#### 3.1 Initial Charging

Before first use, fully charge your headset. Connect the provided USB-C to USB-C cable to the headset and a power source. Use the USB-C to USB-A adapter if your power source only has USB-A ports. The headset can also be charged wirelessly if a compatible charging stand is available (charging stand sold separately for some models).

#### 3.2 Powering On/Off

- To power on: Press and hold the Power button until the indicator light illuminates.
- To power off: Press and hold the Power button until the indicator light turns off.

#### 3.3 Connecting to Devices

The EPOS Impact 1060T offers versatile connectivity options:

- **Bluetooth Pairing:**
  1. Ensure the headset is powered off.
  2. Press and hold the Power button for approximately 4 seconds until the LED indicator flashes blue and red, indicating pairing mode.
  3. On your device (PC, smartphone), go to Bluetooth settings and select "EPOS Impact 1060T" from the list of available devices.
  4. Once connected, the LED indicator will show a solid blue light.
- **USB-C Wired Connection:** Connect the headset directly to your device using the provided USB-C to USB-C cable. The headset will be recognized automatically.
- **USB-A Wired Connection:** Use the USB-C to USB-A adapter with the USB-C cable to connect to devices with USB-A ports.

- **Using the BTD 800a Dongle:** For optimal wireless performance and extended range, plug the BTD 800a USB dongle into your PC. The headset will automatically connect to the dongle.



Figure 3: Front view of the EPOS Impact 1060T Headset.



Figure 4: Back view of the EPOS Impact 1060T Headset.

## 4. OPERATING INSTRUCTIONS

### 4.1 Wearing the Headset

Adjust the headband for a comfortable and secure fit. The memory foam earpads are designed for extended wear. The microphone boom arm can be rotated to either side for optimal voice pickup.

### 4.2 Call Management

- **Answer/End Call:** Use the intuitive inline controller or the dedicated call button on the earcup.
- **Mute/Unmute Microphone:**
  - Lower the microphone boom arm to unmute and raise it to mute.
  - A mic-tip LED will alert you if the microphone is muted.
  - Alternatively, use the mute button on the inline controller.
- **Volume Control:** Adjust the volume using the dedicated buttons on the inline controller or earcup.

### 4.3 Noise Cancellation and Audio Features

- **AI Noise Cancellation:** Three digital beamforming microphones powered by EPOS AI™ actively block out background noise, ensuring your voice is heard clearly.
- **Super Wideband Audio:** Provides rich, natural sound for both calls and media.
- **BrainAdapt™ Technology:** Designed to reduce brain fatigue and enhance focus during long calls.

### 4.4 Smart Features

- **Busylight:** A 360° busylight on the headset signals your availability to colleagues, preventing interruptions during calls.
- **Microsoft Teams Certified:** Optimized for Microsoft Teams, offering dedicated controls and seamless integration for calls and meetings.

Figure 5: Headset optimized for Unified Communications.

Your browser does not support the video tag.

Video 1: "Powerful Sound and Comfort for Your Workday" - An official EPOS video showcasing the features and comfort of the Impact series headsets, including the 1060T.

Your browser does not support the video tag.

Video 2: "EPOS IMPACT 860T Microsoft Teams Headset" - An official EPOS video demonstrating features of the similar Impact 860T model, highlighting Microsoft Teams integration and sound quality.

Your browser does not support the video tag.

Video 3: "EPOS Impact 860T ANC Headset" - An official EPOS video showcasing the Active Noise Cancellation and design of the similar Impact 860T model.

## 5. MAINTENANCE

- **Cleaning:** Use a soft, dry cloth to clean the headset. Avoid using liquids or abrasive cleaners.
- **Storage:** When not in use, store the headset in the provided soft carry pouch to protect it from dust and damage.
- **Battery Care:** To prolong battery life, avoid fully discharging the battery frequently. Charge regularly.
- **Software Updates:** Integrate with EPOS Manager for device updates and analytics to ensure optimal performance and access to the latest features.

## 6. TROUBLESHOOTING

If you experience issues with your EPOS Impact 1060T, refer to the following common solutions:

Problem	Possible Cause	Solution
No audio/microphone not working	Headset not paired/connected, incorrect audio device selected, microphone muted.	Ensure headset is paired/connected. Check device audio settings to select "EPOS Impact 1060T" as input/output. Unmute microphone.
Poor audio quality/background noise	Weak Bluetooth signal, environmental interference, microphone not positioned correctly.	Move closer to the connected device. Ensure no obstructions. Adjust microphone boom arm for optimal voice pickup.
Headset not charging	Cable not connected properly, faulty cable/charger, wireless charging misalignment.	Verify cable connections. Try a different USB port or charger. Ensure headset is correctly placed on the wireless charging pad.
Headset randomly restarts/disconnects	Firmware issue, device compatibility, low battery.	Ensure headset firmware is up to date via EPOS Manager. Fully charge the headset. Try connecting to a different device to isolate the issue.

## 7. SPECIFICATIONS




- **Model Name:** IMPACT 1060T
- **Connectivity Technology:** Wireless (Bluetooth)
- **Bluetooth Version:** 5.0
- **Noise Control:** Adaptive Noise Cancellation
- **Microphone:** AI Noise Cancellation with three digital beamforming microphones
- **Audio:** Super Wideband Audio
- **Earpiece Shape:** On Ear
- **Material:** Fabric/Silicone
- **Item Weight:** 3.68 ounces (0.23 Pounds)
- **Product Dimensions:** 19.69 x 19.69 x 11.02 inches
- **Batteries:** 1 Lithium Ion battery (included)
- **Special Features:** Adjustable Headband, Lightweight, Noise Cancellation, Volume Control, Wireless Charging
- **Manufacturer:** Demant Sound Epos Audio A/S




## 8. WARRANTY & SUPPORT

The EPOS Impact 1060T is built for durability and comes with a **3-year warranty**. For technical support, warranty claims, or further assistance, please visit the official EPOS website or contact their customer service. Keep your proof of purchase for warranty validation.

For additional resources and software updates, visit the [EPOS Store on Amazon](#).

### Related Documents - 1060T

	<p><a href="#">EPOS IMPACT 1000 Series: Professional Open Office Headsets</a></p> <p>Discover the EPOS IMPACT 1000 Series, designed for the modern open office. Featuring EPOS BrainAdapt™ technology, adaptive ANC, and superior voice pickup for clear communication and focus. Explore features, specifications, and what's in the box.</p>
	<p><a href="#">EPOS IMPACT 500 Series Headset: Features, Specifications, and User Guide</a></p> <p>Discover the EPOS IMPACT 500 Series headset, designed for modern communication. Features include advanced noise cancellation, superior voice clarity, long battery life, Microsoft Teams certification, and intuitive controls. This document provides a comprehensive overview, box contents, user guide, and technical specifications.</p>
	<p><a href="#">EPOS ADAPT 600 Series: Premium Wireless ANC Headset for Hybrid Work</a></p> <p>Discover the EPOS ADAPT 600 Series, a UC-certified wireless headset with adaptive hybrid ANC, EPOS BrainAdapt™ technology, and superior audio for hybrid workers. Focus anywhere with enhanced concentration and seamless collaboration.</p>

	<p><a href="#">EPOS IMPACT 5000 Go DECT Headset: Features, Specs, and Variants</a></p> <p>Discover the EPOS IMPACT 5000 Go DECT headset, designed for flexible work. Features include advanced microphone technology, clear DECT audio, long wireless range up to 135m, Microsoft Teams certification, and a portable 3-in-1 design. Includes product specifications, box contents, software options, and spare parts.</p>
	<p><a href="#">EPOS IMPACT 5000 Go Series DECT Headset: Features, Data, and Specifications</a></p> <p>Discover the EPOS IMPACT 5000 Go Series DECT headset for seamless, professional communication. Features include advanced mic technology, long wireless range, plug-and-play setup, and Microsoft Teams certification. View product data, what's in the box, and spare parts.</p>
 <p>EPOS Connect</p>	<p><a href="#">EPOS Connect End-User Manual: Installation, Configuration, and Support</a></p> <p>Comprehensive end-user manual for EPOS Connect desktop application. Learn about system requirements, installation, uninstallation, device configuration, firmware updates, and support for EPOS audio devices.</p>