

**Amico B0C4YWF61K**

# Amico 8 Inch 5CCT Ultra-Thin LED Recessed Ceiling Light

## USER MANUAL

Model: B0C4YWF61K

### 1. Product Overview

---

The Amico 8 Inch 5CCT Ultra-Thin LED Recessed Ceiling Light is a high-brightness, dimmable, canless wafer downlight designed for various indoor applications. It features selectable color temperatures, allowing users to choose from 2700K (Warm White), 3000K (Soft White), 3500K (Neutral White), 4000K (Cool White), and 5000K (Daylight) to create the desired ambiance. Its ultra-thin design and integrated junction box simplify installation, eliminating the need for traditional recessed housing.

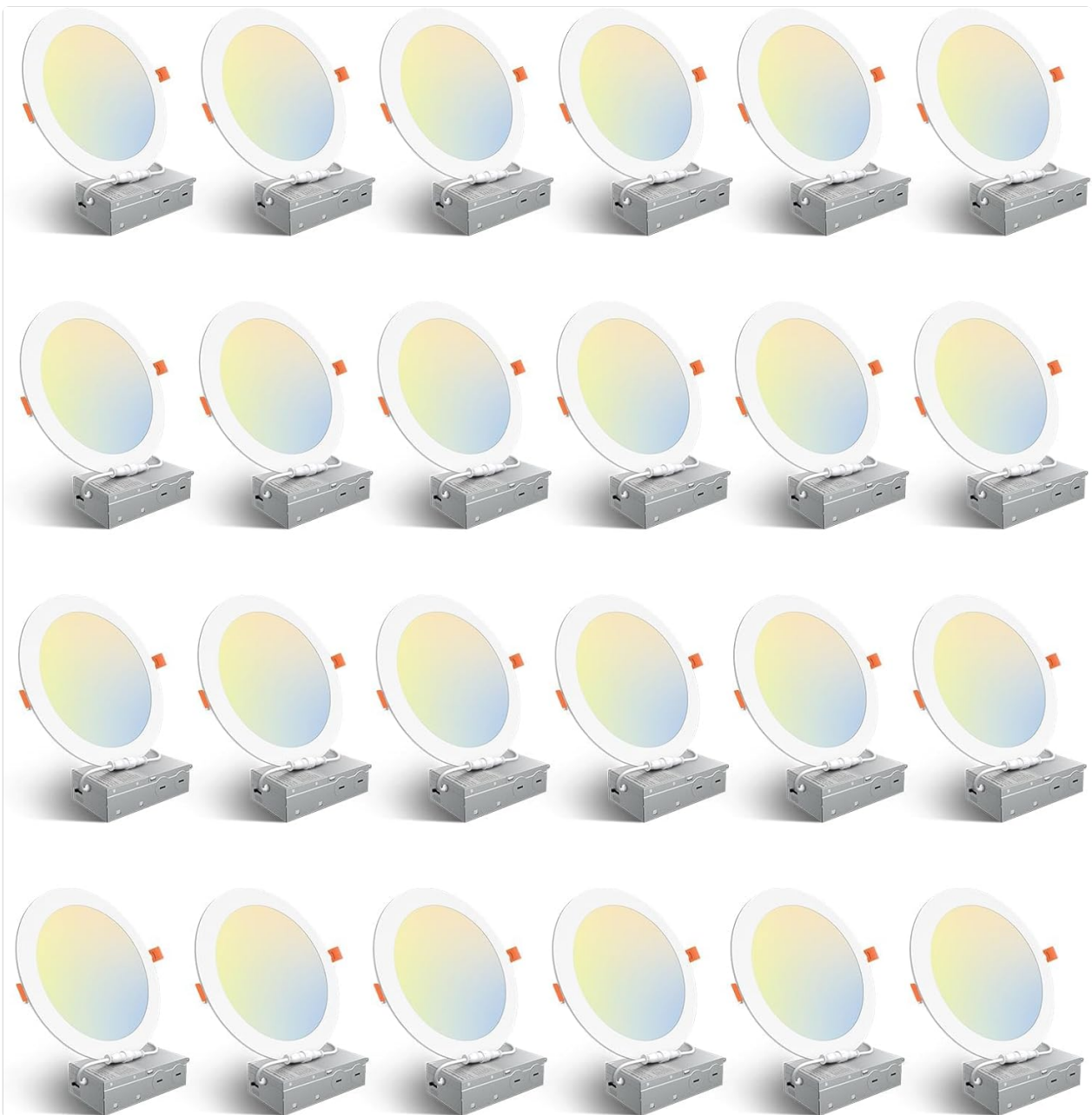


Image 1.1: A pack of Amico 8 Inch 5CCT Ultra-Thin LED Recessed Ceiling Lights, showcasing their sleek, round design and integrated junction boxes.

## 2. Safety Information

---

Please read all instructions carefully before installation and use. Failure to follow these instructions may result in electric shock, fire, or other hazards. Keep this manual for future reference.

- **Risk of Electric Shock:** Disconnect power at the circuit breaker or fuse box before installation or servicing. Ensure all wiring connections are secure and properly insulated.
- **Risk of Fire:** Use only with specified voltage (120 Volts). Do not exceed the maximum wattage. Ensure proper ventilation around the fixture.
- **Qualified Electrician:** If you are unsure about the installation process, consult a qualified electrician.
- **Product Certification:** This product is ETL certified, ensuring it meets high safety and quality standards.
- **Indoor Use Only:** Designed for indoor use in dry and damp locations. Not suitable for wet locations.

## 3. What's Included

---

Each package of the Amico 8 Inch 5CCT Ultra-Thin LED Recessed Ceiling Light includes the following components:


- LED Recessed Light Fixture (8 Inch)
- Integrated Junction Box

#### 4. Specifications

Feature	Specification
Brand	Amico
Model	8 Inch 5CCT Ultra-Thin LED Recessed Ceiling Light
Color	White
Material	Metal (for heat dissipation), Plastic (shade)
Light Source Type	LED
Wattage	18 Watts (equivalent to 125W halogen)
Brightness	1500 Lumens
Color Temperature	2700K, 3000K, 3500K, 4000K, 5000K (Selectable)
Dimming Range	5% - 100% (Stepless Dimming)
Voltage	120 Volts
Installation Type	Recessed (Canless)
Certification	ETL, Energy Star
Product Dimensions	17.71"L x 13.78"W x 9.06"H (Package)
Advised Hole Cutout Size	8.07 inches
Fixture Diameter	8.8 inches
Fixture Thickness	0.4 inches



# Dimensions



**Advised hole cutout size: 8.07"**

Image 4.1: Detailed dimensions of the Amico 8 Inch LED Recessed Light, including the fixture diameter, thickness, and junction box measurements, along with the advised hole cutout size.



Image 4.2: Illustration highlighting the safety and durability features of the Amico recessed light, including the metal ring, metal back cover, and metal driver box for improved heat dissipation.

## 5. Installation (Setup)

The Amico Ultra-Thin LED Recessed Ceiling Light is designed for easy, canless installation. No separate recessed housing is required.

1. **Prepare the Area:** Ensure power is disconnected at the circuit breaker. Identify the desired location for the light fixture on the ceiling.
2. **Cut a Hole:** Using a hole saw, cut a circular hole in the ceiling with a diameter of 8.07 inches (205mm).
3. **Connect Wiring:** Open the junction box cover. Connect the household electrical wires to the corresponding wires in the junction box (Black to Black, White to White, Ground to Ground). Secure connections with wire nuts. Close the junction box cover.
4. **Mount the Junction Box:** Place the junction box through the cutout hole into the ceiling cavity.
5. **Mount the Light Fixture:** Push the spring-loaded clips on the sides of the light fixture upwards. Insert the fixture into the cutout hole. The clips will spring back down, securing the light firmly against the ceiling.
6. **Restore Power:** Once the light is securely installed, restore power at the circuit breaker.



Image 5.1: A visual guide demonstrating the four simple steps for installing the Amico recessed light: cutting a hole, connecting wiring, connecting the light panel, and mounting the light.



Image 5.2: An illustration showing the adaptability of the Amico recessed light for installation in soffit (0.12"), single drywall (0.37"), and double drywall (0.75") ceilings.

## 6. Operating Instructions

The Amico 8 Inch 5CCT Ultra-Thin LED Recessed Ceiling Light offers adjustable color temperature and dimming capabilities.

### 6.1. Selecting Color Temperature (CCT)

The light features a 5-CCT selectable switch located on the side of the integrated junction box. Before installation or after accessing the junction box, slide the switch to your desired color temperature setting:

- **2700K:** Warm White, ideal for bedrooms and cozy spaces.
- **3000K:** Soft White, suitable for bathrooms and living areas.
- **3500K:** Neutral White, good for offices and general lighting.
- **4000K:** Cool White, often used in kitchens and task areas.
- **5000K:** Daylight, bright and crisp, suitable for living rooms and areas requiring high visibility.

# 5CCT IN ONE

Free to choose the lighting ambiance you want





Image 6.1: Visual examples of the five selectable color temperatures (2700K, 3000K, 3500K, 4000K, 5000K) in different room settings, demonstrating their effect on ambiance.

## 6.2. Dimming Functionality

The Amico recessed light is designed for 5%-100% smooth, stepless dimming and is compatible with most standard LED dimmers on the market. Ensure your dimmer switch is compatible with LED fixtures for optimal performance.



Image 6.2: An illustration demonstrating the stepless dimming capability of the Amico recessed light, ranging from 5% to 100% brightness, and its compatibility with common dimmer brands like Lutron and Leviton.

Brand	Model	Star Rating
AMICO	LUXDMWK600-12-3	★★★★★
LUTRON	AYCL-153P	★★★★★
	CLDVSL-153P-WH	★★★★★
	CT-600P	★★★★★
	CTCL-153P	★★★★★
	DV600P	★★★★★
	DVCL-153P	★★★★★
	IPL06	★★★★★
	MACL-153M	★★★★★
LEVITON	PD-6WCL	★★★★★
	SCL-153P	★★★★★
	1G4411	★★★★★
	IPL06	★★★★★
	6681	★★★★★
	6674	★★★★★
	6672-1LW	★★★★★
	6672-decora	★★★★★
	DSM10-decora	★★★★★

### Highly Adaptable Dimmer

Note: Match most of the dimmers in the market

Image 6.3: A compatibility chart listing various Lutron and Leviton dimmer models that are highly adaptable with Amico recessed lights, indicating broad market compatibility.

7. Maintenance

The Amico LED Recessed Ceiling Light requires minimal maintenance. Follow these guidelines to ensure longevity and optimal performance:

- **Cleaning:** Before cleaning, ensure the power to the fixture is turned off at the circuit breaker. Use a soft, dry, or slightly damp cloth to wipe the surface of the light. Do not use abrasive cleaners, solvents, or harsh chemicals, as these can damage the finish or electrical components.
- **No User-Serviceable Parts:** The LED components are integrated and not user-replaceable. Do not attempt to disassemble the fixture.
- **Regular Inspection:** Periodically check for any loose connections or signs of damage. If any issues are observed, disconnect power and consult a qualified electrician.

## 8. Troubleshooting

If you encounter issues with your Amico LED Recessed Ceiling Light, refer to the following troubleshooting guide:

Problem	Possible Cause	Solution
Light does not turn on	No power to the fixture Loose wiring connection Faulty light fixture	Check circuit breaker and wall switch. Ensure all wiring connections in the junction box are secure (power off first). If other solutions fail, contact customer support.
Light flickers	Incompatible dimmer switch Loose wiring Voltage fluctuations	Ensure your dimmer is compatible with LED lights. Refer to Section 6.2. Check wiring connections (power off first). Consult an electrician if voltage issues are suspected.
Incorrect color temperature	CCT switch set incorrectly	Access the junction box and adjust the CCT switch to the desired setting.
Light is too dim or too bright	Dimmer setting Incompatible dimmer	Adjust the dimmer switch to your preferred brightness level. Verify dimmer compatibility (Section 6.2).

If the problem persists after attempting these solutions, please contact Amico customer support for further assistance.

## 9. Warranty and Support

Amico is committed to providing high-quality lighting products and excellent customer service.

- **ETL Certified:** All Amico recessed lighting products are ETL certified, ensuring they meet rigorous safety and performance standards.
- **Support Coverage:** Amico offers 5 years of support coverage for this product.
- **Quick Response:** Our customer support team aims to address your concerns with a 24-hour quick response time.

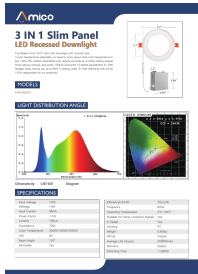
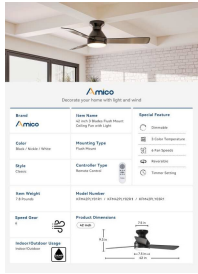

For any inquiries, technical assistance, or warranty claims, please contact Amico customer support through the retailer's platform or the official Amico website.

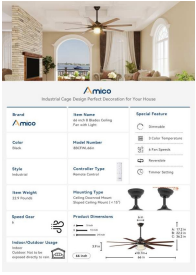


Image 9.1: Icons representing Amico's commitment to customer support, including 5 years of support coverage and a 24-hour quick response time.

© 2023 Amico. All rights reserved.  
For more information, visit [Amico Store on Amazon](#).

## Related Documents

	<p><a href="#">Amico 4 Inch 3-in-1 Slim Panel LED Recessed Downlight - 700LM, 10W, 3000K/4000K/5000K Selectable</a></p> <p>Detailed specifications for the Amico 4-inch 3-in-1 Slim Panel LED Recessed Downlight. Features include selectable color temperatures (3000K/4000K/5000K), 700 lumens output, 10W power consumption, ultra-thin design, and a 5-year warranty. Ideal for residential and commercial applications.</p>
	<p><a href="#">Amico 42-Inch Flush Mount Ceiling Fan with Light - Features, Specs, and Remote Control</a></p> <p>Discover the Amico 42-inch flush mount ceiling fan, featuring a 3-blade design, integrated LED light, remote control, 6 fan speeds, 3 color temperatures, and reversible motor. Ideal for bedrooms, living rooms, and indoor/outdoor use in damp locations.</p>
	<p><a href="#">5-in-1 Slim Panel LED Recessed Downlight Installation Guide</a></p> <p>Easy installation guide for the 5-in-1 Slim Panel LED Recessed Downlight, including CCT selection and safety warnings.</p>



[Amico 66-Inch 8-Blade Industrial Ceiling Fan with Light - Specifications and Features](#)

Comprehensive details on the Amico 66-inch 8-blade industrial cage ceiling fan, including its specifications, motor and light details, blade information, remote control functions, and support contact.