

## HONEY JOY HJ-1725-US

# HONEY JOY 5-in-1 Wooden Montessori Climbing Toy for Toddlers

Model: HJ-1725-US

## INTRODUCTION

Thank you for choosing the HONEY JOY 5-in-1 Wooden Montessori Climbing Toy. This versatile play set is designed to support the physical development and imaginative play of toddlers aged 1 year and above. It offers multiple configurations, including a climbing triangle, a reversible ramp for sliding or climbing, and a climbing/rocking arch. Constructed from durable beech wood with a focus on safety, this toy provides a stimulating environment for children to develop balance, coordination, and confidence.

## SAFETY INFORMATION

Your child's safety is our top priority. Please read and adhere to all safety guidelines before assembly and use.

- **Adult Supervision Required:** Always ensure an adult supervises children during play.
- **Age Recommendation:** Suitable for children aged 1 year and above.
- **Weight Limit:** Each part has a maximum weight capacity of 110 lbs.
- **Stable Setup:** Ensure all components are securely connected and placed on a flat, stable surface to prevent wobbling or collapse.
- **Material Safety:** The toy is constructed from solid beech wood with a burr-free surface and smooth rounded corners. It is finished with healthy water-based paint.
- **Certifications:** This product is approved by ASTM, CPSIA, and TSCA standards for child safety.
- **Regular Inspection:** Periodically check all screws and connections to ensure they remain tight.

## PARTS LIST

Before assembly, please verify that all the following components are present:

1. **Triangle Climber (2 units):** Wooden frames with rungs.
2. **Reversible Ramp (1 unit):** One side smooth for sliding, the other with grips for climbing.
3. **Climbing Arch (1 unit):** Curved wooden structure with rungs.
4. **Hardware Pack:** Includes all necessary screws and tools for assembly.



Figure 1: Various components of the 5-in-1 climbing toy.

## ASSEMBLY INSTRUCTIONS

Assembly is required. Please follow these steps carefully. It is recommended to have two adults for assembly.

1. **Unpack Components:** Carefully remove all parts from the packaging and lay them out on a clean, soft surface to prevent scratches.
2. **Assemble Triangle Climbers:** Connect the wooden rungs to the side panels of each triangle climber using the provided screws. Ensure all connections are tight.
3. **Assemble Climbing Arch:** Connect the wooden rungs to the curved side panels of the climbing arch, securing them with screws.
4. **Attach Ramp:** The reversible ramp can be attached between two triangle climbers or between a triangle climber and the arch. Align the hooks on the ramp with the rungs of the desired structures and secure them. The adjustable height feature allows you to select different rung levels for varying difficulty.
5. **Final Check:** Once assembled, gently shake the entire structure to ensure all connections are secure and stable before allowing children to play.

# Adjustable Height Ladder

Freely adjust the difficulty to  
suit different ages



Figure 2: Adjustable height ladder for varied difficulty.

## OPERATING INSTRUCTIONS

This 5-in-1 climbing toy offers multiple configurations to engage your child's motor skills and creativity.

- **Triangle Climber:** Use the individual triangle climbers for climbing practice.
- **Reversible Ramp:** Attach the ramp to a triangle climber. The smooth side functions as a slide, while the side with grips acts as a climbing wall.
- **Climbing Arch:** The arch can be used independently for climbing over or crawling under.
- **Rocking Arch:** When flipped, the arch transforms into a rocking arch, providing a gentle rocking motion.
- **Combined Set:** Connect the triangle climbers, ramp, and arch in various ways to create a larger play structure, such as a bridge or tunnel system.



## 2-In-1 Reversible Ramp



Figure 3: The reversible ramp for sliding or climbing.

## Explore More Fun Ways to Play



Figure 4: The arch can be used for climbing or rocking.

## MAINTENANCE

Proper care will extend the life of your climbing toy.

- **Cleaning:** Wipe surfaces with a damp cloth and mild soap. Avoid harsh chemicals or abrasive cleaners.
- **Drying:** Ensure all parts are completely dry before storage or next use to prevent wood damage.
- **Storage:** For convenient storage, the triangle climbers can be folded, and the smaller triangle can fit inside the larger one. Store in a dry place away from direct sunlight and extreme temperatures.





Figure 5: Easy folding mechanism for storage.

## TROUBLESHOOTING

If you encounter any issues, please refer to these common solutions:

- **Wobbling Structure:** Check all screw connections and tighten them if loose. Ensure the toy is on a level surface.
- **Difficulty in Assembly:** Review the assembly instructions and ensure all parts are correctly oriented. Do not overtighten screws initially; tighten fully once all parts are in place.
- **Parts Missing:** If any parts are missing upon arrival, please contact customer support immediately.

## SPECIFICATIONS







Brand	HONEY JOY
Model Number	HJ-1725-US
Material	Beech Wood
Color	Natural
Product Dimensions	29.5 x 21.49 x 25 inches (L x W x H, approximate assembled size)

Item Weight	23 pounds
Weight Capacity (Each Part)	110 lbs
Recommended Age	1+ Year Old
Certifications	ASTM, CPSIA, TSCA

## WARRANTY AND SUPPORT

HONEY JOY products are designed for quality and durability. For warranty information, replacement parts, or technical support, please contact our customer service team. Details can typically be found on our official website or the product packaging.

## Related Documents - HJ-1725-US

	<p><a href="#">HONEY JOY Baby Canvas Hanging Swing Seat - Adjustable, Safe for Toddlers</a></p> <p>Explore the HONEY JOY Baby Canvas Hanging Swing Seat (TOPB003017). Features adjustable length, 130 lbs capacity, suitable for 6 months to 3 years. Easy to assemble and clean. Safe and comfortable baby swing.</p>
	<p><a href="#">HONEY JOY Air Blower User Manual - Safety, Maintenance, and Troubleshooting Guide</a></p> <p>Official user manual for the HONEY JOY Air Blower. Includes safety warnings, technical specifications, maintenance instructions, troubleshooting guide, and grounding procedures.</p>
	<p><a href="#">Honey Joy NP10765 Swing Set User Manual: Assembly, Safety, and Maintenance Guide</a></p> <p>Comprehensive user manual for the Honey Joy NP10765 swing set. Includes detailed assembly instructions, safety warnings, maintenance tips, and information on playground surfacing. Ensure safe and proper installation and use.</p>
	<p><a href="#">HONEY JOY Inflatable Bounce House Château Gonflable: Safety, Assembly, and Maintenance Guide</a></p> <p>Comprehensive safety, assembly, maintenance, and disassembly instructions for the HONEY JOY Inflatable Bounce House Château Gonflable. This guide ensures safe play for children aged 3-12, detailing setup, usage restrictions, and care instructions.</p>
	<p><a href="#">Honey Joy BC10149 Balance Bike - Assembly, Safety, and Return Instructions</a></p> <p>A comprehensive guide for the Honey Joy BC10149 Balance Bike, detailing assembly steps, safety precautions, part lists, and instructions for returns or damage claims. This manual is designed for easy understanding and safe use of the product.</p>
	<p><a href="#">Honey Joy 20 ft. x 10 ft. Tent Assembly Guide</a></p> <p>Assembly instructions for the Honey Joy 20 ft. x 10 ft. outdoor wedding party event tent gazebo canopy pavilion.</p>

