

[Manuals.plus](#) /

> [VASAGLE](#) /

> VASAGLE CUSTOS Collection - Shoe Bench, Storage Bench with Padded Seat, Entryway Bench ULHS012W14 Instruction Manual

VASAGLE ULHS012W14

VASAGLE CUSTOS Collection Shoe Storage Bench

Model: ULHS012W14 | Brand: VASAGLE

1. INTRODUCTION

This manual provides comprehensive instructions for the assembly, operation, and maintenance of your VASAGLE CUSTOS Collection Shoe Storage Bench, model ULHS012W14. Please read this manual thoroughly before assembly and use to ensure proper function and longevity of the product.




Image 1.1: Overview of the VASAGLE CUSTOS Collection Shoe Storage Bench (ULHS012W14).

2. SAFETY INFORMATION

To prevent injury and damage to the product, adhere to the following safety guidelines:

- Ensure all parts are correctly assembled according to the instructions before use.
- Do not exceed the maximum static load capacity of 300 lb (136 kg).
- Keep small parts and packaging materials away from children to avoid choking hazards.
- Place the bench on a flat, stable surface.
- Avoid standing on the bench.

3. PACKAGE CONTENTS

Verify that all components and hardware are present before beginning assembly. If any parts are missing or damaged, please contact customer support.

- All necessary panels and dividers.
- Padded seat cushion.
- Assembly hardware (screws, dowels, etc.).
- Bottom pads.
- Assembly instructions.

4. SETUP AND ASSEMBLY INSTRUCTIONS

Assembly of this shoe storage bench is designed to be straightforward. Follow the included step-by-step instructions carefully. All parts are clearly marked for easy identification.

As a Convenient Bedside Bench




Image 4.1: The bench features 12 mm thick particleboard construction and 6 floor-friendly bottom pads for stability and floor protection.

4.1. Adjustable Dividers and Shelves

The side dividers of the bench can be adjusted or removed to create different compartment layouts, adapting to various storage needs. The shelves within the cubbies can be raised or lowered by 2.9 inches (7.3 cm) to accommodate items of different sizes, offering three adjustable height options.

**300 lb
(136 kg)**

Max. Static
Load Capacity



Thick Particleboard



6 Floor-Friendly Bottom Pads

Image 4.2: Adjust or remove side dividers to suit different storage needs.

Large Capacity



12 Pairs



Image 4.3: Shelves can be adjusted to three different heights.

5. OPERATING INSTRUCTIONS

The VASAGLE CUSTOS Shoe Storage Bench serves as both a seating area and an organizational unit.

5.1. Shoe Storage

Utilize the 12 compartments to store up to 12 pairs of shoes. Adjust the internal shelves as needed to fit various shoe types and sizes. The open compartment design ensures easy access to your footwear.

Adjustable Shelves

You can raise or lower the side shelves by 2.9" (7.3 cm) to hold items of different sizes



Image 5.1: The bench offers large capacity storage for up to 12 pairs of shoes.

5.2. Seating Functionality

The padded seat provides a comfortable surface for sitting, ideal for putting on or taking off shoes in an entryway or as a convenient bedside bench.

VASAGLE

by SONGMICS HOME



Image 5.2: The shoe bench provides seating and storage in an entryway.

6. MAINTENANCE

Proper care will extend the life of your shoe storage bench.

- **Cleaning the Bench:** Wipe the wooden surfaces with a dry cloth to remove dust and dirt. Avoid using abrasive cleaners or harsh chemicals.
- **Cushion Care:** The padded seat cushion features a zippered linen-look fabric cover that is removable and machine-washable for easy cleaning. The cushion is attached by hook-and-loop fasteners for convenient removal.

Machine-Washable Cover



Fixed with Hook-and-Loop Fasteners



Removable Cover

Image 6.1: The cushion cover is machine-washable and easily removable.

7. TROUBLESHOOTING

If you encounter any issues with your shoe storage bench, consider the following:

- **Instability:** Ensure all screws and fasteners are tightened securely. Verify the bench is placed on a level surface.
- **Missing Parts:** Double-check the packaging and compare with the parts list in the assembly instructions. Contact customer support if parts are genuinely missing.
- **Damage:** If the product arrived damaged, do not proceed with assembly. Contact customer support immediately.

8. SPECIFICATIONS

Feature	Specification
Model Number	ULHS012W14
Product Dimensions (D x W x H)	11.9" x 40.9" x 18.9" (30.3 cm x 104 cm x 48 cm)
Color	White + Gray
Number of Cubbies	12
Material	12 mm Thick Particleboard
Maximum Static Load Capacity	300 lb (136 kg)
Seat Height	18.9 Inches
Product Care Instructions	Wipe with Dry Cloth



Max. Static Load Capacity

300 lb
(136 kg)

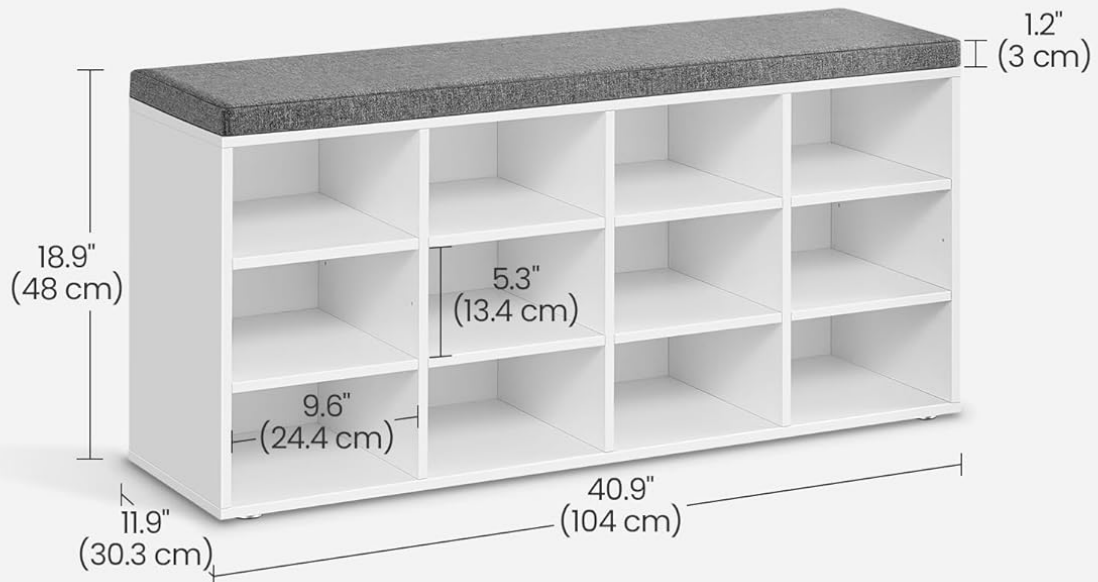


Image 8.1: Detailed product dimensions.

9. WARRANTY INFORMATION

For specific warranty details, please refer to the documentation included with your purchase or visit the official VASAGLE website. Warranty terms and conditions may vary.

10. SUPPORT

If you require further assistance, have questions about assembly, or need to report a problem, please contact VASAGLE customer support through their official website or the retailer from whom the product was purchased.

