

Technics EAH-AZ60M2EK

Technics EAH-AZ60M2 Wireless in-Ear Noise-Cancelling Headphones

Model: EAH-AZ60M2EK

Brand: Technics

INTRODUCTION

Thank you for choosing the Technics EAH-AZ60M2 Wireless in-Ear Noise-Cancelling Headphones. This manual provides essential information for the proper setup, operation, and maintenance of your new headphones. Please read this manual thoroughly before use to ensure optimal performance and longevity of the product.



Image: The Technics EAH-AZ60M2 wireless in-ear headphones, shown alongside their compact black charging case.

WHAT'S IN THE BOX

Upon opening the packaging, please verify that all the following components are included:


- Technics EAH-AZ60M2 Wireless In-Ear Noise-Cancelling Headphones (Left and Right earbuds)
- Charging Case
- USB-C Charging Cable

- Multiple sizes of Earpieces (7 pairs)
- User Manual (this document)

What's in the box.



7 earpieces



Panasonic
GREEN
IMPACT

Plastic-Free Package

Image: A visual representation of the items included in the product packaging: the two earbuds, the charging case, a USB-C charging cable, and a selection of seven different earpiece sizes.

SETUP

Initial Charging

Before first use, fully charge the headphones and the charging case.

1. Place both earbuds into the charging case.
2. Connect the USB-C charging cable to the charging port on the case and to a USB power source.
3. The indicator lights on the case will show charging status. A full charge typically takes approximately 2.5 hours for the case and earbuds.

Pairing with a Device

The EAH-AZ60M2 headphones use Bluetooth for wireless connection.

1. Open the charging case with the earbuds inside. The earbuds will automatically enter pairing mode.
2. On your device (smartphone, tablet, PC), enable Bluetooth and search for available devices.
3. Select "EAH-AZ60M2" from the list of found devices.
4. Once connected, a confirmation sound will play from the headphones.

Technics Audio Connect App

For enhanced control and customization, download the "Technics Audio Connect" app from your device's app store (Google Play for Android 6.0+ or App Store for iOS 12+). The app allows you to:

- Check battery levels.
- Select EQ sound modes.
- Adjust noise cancelling levels.
- Customize touch sensor functions.
- Perform firmware updates.

OPERATING INSTRUCTIONS

Wearing the Headphones

Select the earpieces that provide the most comfortable and secure fit for optimal sound quality and noise cancellation. The app can assist in finding the best fit. Insert the earbuds gently into your ears and rotate them slightly to ensure a snug seal.

All-day comfort design.



IPX4 Water
Resistance



The wide tips choice
for the best fitting



Image: A person wearing the Technics EAH-AZ60M2 headphones, illustrating their comfortable, low-profile design. The image also displays the wide range of eartip sizes available for a customized fit.

Touch Controls

The headphones feature touch-sensitive panels on each earbud for controlling playback, calls, and noise modes. Functions can be customized via the Technics Audio Connect App.

Default Touch Control Functions

Action	Left Earbud	Right Earbud
Single Tap	Play/Pause, Answer Call	Play/Pause, Answer Call
Double Tap	Skip Track Forward	Volume Up
Triple Tap	Skip Track Backward	Volume Down

Action	Left Earbud	Right Earbud
Long Press	Toggle Noise Cancelling/Ambient Mode	Voice Assistant

Noise Control Modes

The EAH-AZ60M2 features Dual Hybrid Active Noise Cancelling for immersive listening and Ambient Sound Modes for situational awareness.

- **Active Noise Cancelling (ANC):** Reduces external noise for focused listening.
- **Natural Ambient Mode:** Allows you to hear surrounding sounds naturally.
- **Attention Mode:** Focuses on human voices, making it easier to hear announcements or conversations without removing the headphones.

Toggle between these modes by long-pressing the left earbud's touch sensor, or adjust settings precisely using the Technics Audio Connect App.

Crystal clear sound.
Now wireless.



8 mm
Driver

Noise
Cancelling

Image: A close-up of a single Technics EAH-AZ60M2 earbud, highlighting its key audio features including Hi-Res Audio Wireless support,

Multipoint Connection

The headphones support multipoint connection, allowing simultaneous pairing with up to three devices (e.g., a smartphone, tablet, and PC). This enables seamless switching between audio sources without re-pairing.

- To switch audio, simply play content on the desired device. The headphones will automatically connect to the active audio source.
- Note: LDAC playback is not possible when connected to three devices simultaneously.



Image: A person sitting at a desk, demonstrating the smart 3-device switching feature of the Technics EAH-AZ60M2 headphones, with connection lines illustrating simultaneous pairing to a smartphone, tablet, and laptop.

Making and Receiving Calls (JustMyVoice Technology)

The EAH-AZ60M2 incorporates JustMyVoice Technology, utilizing 8 separate microphones and advanced wind noise reduction to isolate and amplify your speech while minimizing background noise during calls.

- **Answer Call:** Single tap either earbud.
- **End Call:** Single tap either earbud during a call.
- **Reject Call:** Long press either earbud.
- **Single Earphone Use:** You can use one earbud independently while the other is charging or stored.

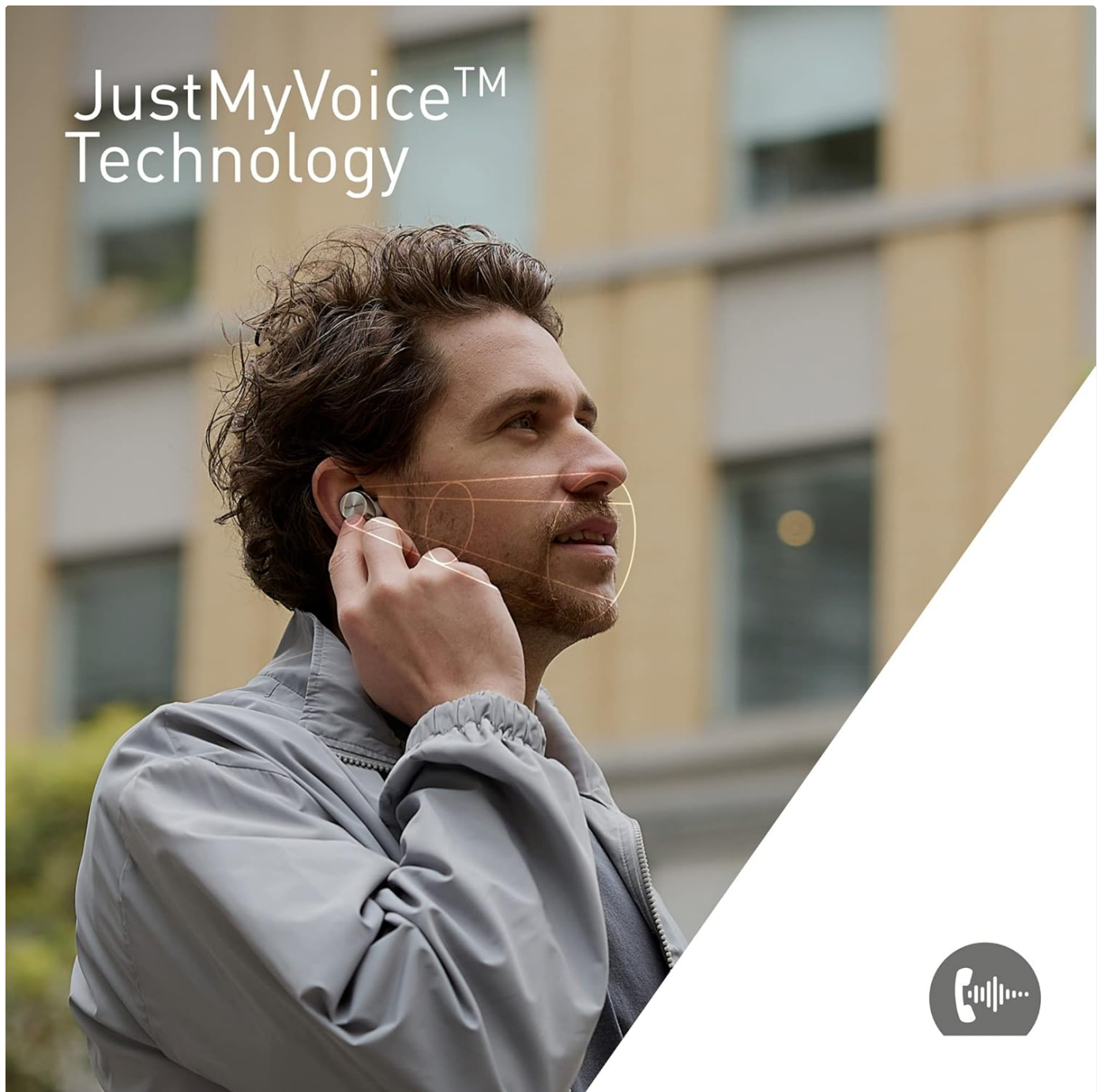


Image: A person outdoors, demonstrating the JustMyVoice Technology feature of the Technics EAH-AZ60M2 headphones, with visual cues indicating sound pickup and voice isolation.

CHARGING AND BATTERY LIFE

The EAH-AZ60M2 headphones offer extended listening times with the included charging case.

- **Earbud Battery Life:** Up to 7 hours of playback with Active Noise Cancelling (ANC) enabled.
- **Total Playback with Case:** Up to 24 hours of total playback time with multiple charges from the case.
- **Quick Charge:** A 15-minute quick charge provides approximately 70 minutes of playback.

Qi Wireless Charging

The charging case supports Qi wireless charging. Simply place the case on a compatible Qi wireless charger (sold separately) to charge.



Image: An illustration depicting the battery life of the Technics EAH-AZ60M2 headphones, showing 7 hours of listening time for the earbuds and an additional 24 hours of backup with the charging case.

MAINTENANCE

Cleaning

- Regularly clean the earbuds, especially the earpieces and mesh grilles, with a soft, dry, lint-free cloth.
- Remove earpieces and clean them with mild soap and water if necessary, ensuring they are completely dry before reattaching.
- Clean the charging contacts on both the earbuds and inside the case with a dry cotton swab.
- Do not use abrasive cleaners, alcohol, or solvents.

Water Resistance

The EAH-AZ60M2 earbuds are IPX4 water resistant, meaning they are protected against splashing water from any direction. This makes them suitable for light rain or intensive workouts.

- The charging case is not water resistant.
- Do not submerge the earbuds in water.
- Ensure earbuds are dry before placing them back into the charging case.

Storage

When not in use, store the headphones in their charging case to protect them and keep them charged. Store in a cool, dry place away from direct sunlight and extreme temperatures.

TROUBLESHOOTING

Common Issues and Solutions

Problem	Possible Cause	Solution
No sound from headphones.	Headphones not paired or connected. Low battery. Volume too low.	Ensure headphones are paired and connected to your device. Charge headphones. Increase volume on both headphones and device.
Cannot pair headphones.	Headphones not in pairing mode. Device Bluetooth off. Interference.	Ensure earbuds are in the case and lid is open to enter pairing mode. Turn device Bluetooth off and on. Move closer to device. Forget device and re-pair.
Noise cancelling not effective.	Poor earbud fit. ANC mode not active.	Try different earpiece sizes for a better seal. Ensure ANC is enabled via touch control or app.
Call quality is poor.	Environmental noise. Single earbud use.	Ensure both earbuds are used for optimal call quality. Move to a quieter environment.
Headphones not charging.	Poor contact. Faulty cable/charger.	Ensure earbuds are correctly seated in the case. Clean charging contacts. Try a different USB-C cable or power source.

For further assistance, refer to the Technics Audio Connect App or visit the official Technics support website.

SPECIFICATIONS

Feature	Detail
Model Name	EAH-AZ60M2
Item Model Number	EAH-AZ60M2EK
Brand	Technics
Color	Black
Connectivity Technology	Wireless (Bluetooth)

Feature	Detail
Form Factor	In-Ear
Noise Control	Active Noise Cancellation (Dual Hybrid)
Driver Size	8mm
Microphones	8 (for JustMyVoice Technology)
Multipoint Connection	Up to 3 devices
Water Resistance	IPX4 (earbuds only)
Earbud Battery Life (ANC On)	Up to 7 Hours
Total Battery Life with Case	Up to 24 Hours
Charging Case Battery	24 Hours average life
Charging	USB-C, Qi Wireless Charging
Item Weight (Earbud)	7 Grams (approx. 0.247 ounces)
Carrying Case Weight	28 Grams
Product Dimensions	1.1 x 0.91 x 1.02 inches (earbud)

WARRANTY AND SUPPORT


For information regarding warranty coverage, terms, and conditions, please refer to the warranty card included with your product or visit the official Technics website.

For technical support, product registration, or frequently asked questions, please visit the Technics support page or contact their customer service.

- **Technics Official Website:** www.technics.com
- **Technics Audio Connect App:** Available on Google Play Store and Apple App Store.



© 2025 Technics. All rights reserved.
Product specifications are subject to change without notice.



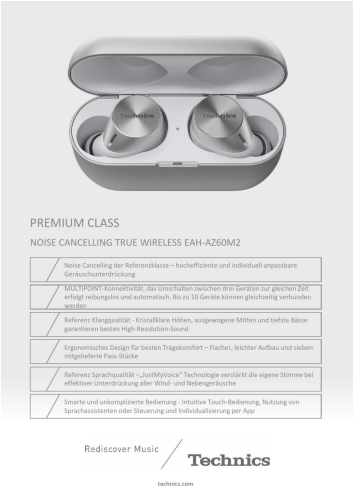
[pdf]

Náhled * souboru s návodem k obsluze NÁVOD K OBSLUZE Sluchátka Technics EAH AZ60M2EK černá
Databáze návodů v češtině sluchátka technics eah az60m2ek cerna 117929 locked navod cz preview 118

|||

EAH-AZ60 EAH-AZ40 Digitln bezdrtov stereofonn sluchtka do us Nvod k obsluze
Blahopejeme vm ke koupi tohoto produktu. Ped použitm tohoto produktu si pecliv
pectte tyto pokyny a cel nvod si ulozte pro pozdjs pouzit. Bezpecnostn opaten
Jednotka VAROVN: Za celem snzen rizika pozru, zsahu elektrickm p...

lang:hr score:19 filesize: 423.58 K page_count: 4 document date: 2023-08-16



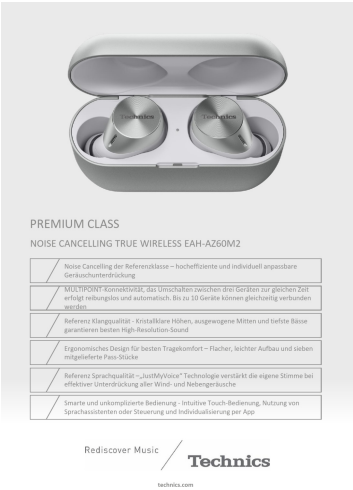
[pdf]

PowerPoint Präsentation Kaulitzky Julia PREMIUM CLASS 3031786654742730347 worldshop eu medias
sys master h7f hca |||

PREMIUM CLASS NOISE CANCELLING TRUE WIRELESS EAH-AZ60M2 Noise
Cancelling der Referenzklasse hocheff ... astensteuerung/Mikrofon Spielzeit

Ladecase Ladezeit Schnellladen Gewicht Ladecase Ohrhrer Zubehr **EAH-AZ60M2EK**
EAN: 5025232944156 EAH-AZ60MES EAN: 5025232944163 Technische Daten 8mm
App 20 Hz -...

lang:de score:19 filesize: 287.37 K page_count: 2 document date: 2023-05-15



[pdf]

PowerPoint Präsentation Kaulitzky Julia PREMIUM CLASS 596294509201580743 worldshop eu medias
sys master h0e hd2 |||

PREMIUM CLASS NOISE CANCELLING TRUE WIRELESS EAH-AZ60M2 Noise
Cancelling der Referenzklasse hocheff ... astensteuerung/Mikrofon Spielzeit

Ladecase Ladezeit Schnellladen Gewicht Ladecase Ohrhrer Zubehr **EAH-AZ60M2EK**
EAN: 5025232944156 EAH-AZ60MES EAN: 5025232944163 Technische Daten 8mm
App 20 Hz -...

lang:de score:19 filesize: 316.14 K page_count: 2 document date: 2023-05-15

Бренд: Panasonic
Защита: Короткое замыкание

Kategorija: [Periferija](#)
Dobavljeno:

Sutra: 61933

Cijena: 190,00€

Cijena: 190,00€

Cijena: 190,00€

Kratok opis

Tehnični Description:
Zvučnici od 8 mm na modelu AZ60 posebna akustična struktura i najbolje poništavanje buke u svojoj kategoriji. Prekrasno izrađen udoban dizajn besprijekorno prebacivanje s jednog na drugi uređaj i kristalno jasna kvaliteta zvuka

Marketing Description:
Technics slušalice EAH-A260 - Oujette iznimno bogat glas, koji koristi tri jedinstveno dizajna zvukova: komore, harmonizatori i zvučnici od 8 mm. Dvostruko hibridno ponajbolje bave s prednjim i stražnjim mikrofonom, plus analogne i digitalne obrade - doživljaj 3D zvuka.
Besprekorno uključivanje za najviše 5 uređaja (npr. računalo, pametni telefon i table). Tehnologija *JustVoice™* s 8 zvučnika i napredni sustavi ujednažuju i jačaju govor, od poslušatelja bave za jasne pojave. Vide detalja na službenoj stranici: <https://www.technics.com/technics/usa/en/web-eah-a2602.html>

lang:hr score:19 filesize: 80.08 K page count: 1 document date: 2025-08-18

MODALITES DE L'OFFRE SATISFAIT OU REMBOURSE TECHNICS

Testez pendant 30 jours un casque ou une paire d'écouteurs Technics éligibles à l'offre, acheté(e) entre le 10 novembre 2023 et le 08 janvier 2024 inclus, dans une enseigne ou sur un site internet participante, en France Métropolitaine (Corse comprise) et à Monaco.
Pré-enregistrez votre produit. Si vous n'êtes pas satisfait, faites-vous rembourser selon les conditions détaillées ci-dessous.

1. AVANT VOTRE ACHAT, VÉRIFIEZ QUE L'ENSEIGNE OU LE SITE INTERNET CHOIS(E) PARTICIPE À LA PRÉSENTE OFFRE NUMÉRO 3787 sur panasonic.com/engst « Promotions ».

La possibilité d'acheter sur une marketplace est un levier de la performance d'une offre.

Une marketplace agit comme un multiplicateur d'usage d'une offre. Elle met en relation des vendeurs, des biens et des consommateurs en vue de la vente d'un produit. Pour pouvoir bénéficier de l'offre, le participant qui achète sur internet doit acheter le produit d'origine directement sur le site du vendeur agréé. Le participant doit s'assurer aussi d'acheter l'acheteur qui produit le site sur le site proposé à vendre et non pas sur une marketplace, en vérifiant par exemple, de s'inscrire comme « Vendeur », sur « le site internet ». Exemple : « Un participant qui achète un produit d'origine chez un vendeur agréé devra bien se rendre sur le site web appartenant à ce vendeur, pour pouvoir bénéficier de l'offre. Un participant qui achète un produit d'origine chez un vendeur agréé mais sur une marketplace, ne pourra pas bénéficier de la performance d'offre.

2. ACHETEZ ENTRE LE 10/11/2023 et le 08/02/2024 INCLUS un casque ou une paire d'écouteurs.
Technique Espionnages vous les restituera gratuitement.

References aligthes	EAN
EAH-AZ006-K	5252322929322
EAH-AZ006-S	5252322929219
EAH-AZ000-2EK	5252322944387
EAH-AZ000-2ES	5252322944324
EAH-AZ000-2EN	5252322944200
EAH-AZ000-2EK	5252322944256
EAH-AZ000-2S	5252322944363
EAH-AZ000-2K	5252322944370
EAH-AZ005-K	5252322933008
EAH-AZ005-S	5252322933015

9. TESTEZ VOTRE PRODUIT pendant 30 jours. Si dans un délai maximum de 30 jours calendaires suivant la date d'achat (telle que figurant sur votre ticket de caisse ou votre facture) vous n'êtes pas satisfait, suivez les étapes suivantes pour obtenir votre remboursement.

4. **ENREGISTREZ VOTRE PRODUIT** dans les 30 jours suivant votre achat en vous rendant sur www.panasonic.com rubrique « Promotions ». Remplissez le formulaire d'inscription. Attention de bien conserver l'email reçu suite à votre inscription, nécessaire en cas de retour produit.

lang:fr score:18 filesize: 169.27 K page_count: 3 document date: 2023-11-13