

SANAG Z50SPMWHITE

SANAG Z50SPMWHITE Open Ear Headphones User Manual

1. INTRODUCTION

Thank you for choosing the SANAG Z50SPMWHITE Open Ear Headphones. These headphones are designed to provide a comfortable listening experience while allowing you to remain aware of your surroundings. Featuring air conduction technology, a secure fit, and long battery life, they are suitable for various activities and users.

2. PRODUCT OVERVIEW

2.1 What's in the Box

- SANAG Z50SPMWHITE Open Ear Headphones (Left and Right)
- Charging Case
- USB Charging Cable
- User Manual

2.2 Key Features

- **Secure Fit:** Elastic clip-earring design for stability during activities like running, cycling, and sports.
- **Safe and Comfortable:** Air conduction technology avoids insertion into the ear canal, preventing discomfort and potential damage from prolonged use. The open design ensures environmental awareness.
- **Long Battery Life:** Up to 7 hours of music playback on a single charge. The 800mAh charging case provides approximately three additional full charges, totaling up to 28 hours of use.
- **Stylish and Versatile:** Designed for a wide range of users, including men, women, and children.



SANAG Z50SPMWHITE Open Ear Headphones and Charging Case. The image shows the white headphones resting in their matching white charging case, which is open to reveal the earbuds.

New Concept of Panoramic Sound Headphones



8-hour
battery Life



Bluetooth
5.3



Quick
charger



An image highlighting key features of the SANAG Z50SPMWHITE headphones, including 8-hour battery life, Bluetooth 5.3 connectivity, and quick charging capability. The headphones are shown in their charging case.

3. SETUP

3.1 Charging the Headphones and Case

1. Place the headphones into the charging case, ensuring they are correctly seated.
2. Connect the USB charging cable to the charging port on the case and a power source (e.g., USB wall adapter, computer USB port).
3. The indicator light on the charging case will illuminate to show charging status. A full charge typically takes approximately 1.5-2 hours for the case and headphones.
4. Once fully charged, the indicator light may change color or turn off, depending on the model. Disconnect the charging cable.

3.2 Pairing with Your Device

1. Ensure the headphones are charged.
2. Open the charging case. The headphones will automatically enter pairing mode, indicated by a flashing LED light on one or both earbuds.

3. On your smartphone or Bluetooth-enabled device, go to the Bluetooth settings.
4. Search for available devices. You should see "SANAG Z50SPMWHITE" or a similar name appear in the list.
5. Select the device name to connect. Once connected, a voice prompt will confirm the successful pairing, and the LED indicator on the headphones will stop flashing.
6. If pairing fails, turn off Bluetooth on your device, place the headphones back in the case, close the case, then reopen and repeat the steps.

4. OPERATING INSTRUCTIONS

4.1 Power On/Off

- **Power On:** Open the charging case, and the headphones will automatically power on.
- **Power Off:** Place the headphones back into the charging case and close the lid. They will automatically disconnect and power off.

4.2 Music Playback

- **Play/Pause:** Tap either headphone once.
- **Next Track:** Double-tap the right headphone.
- **Previous Track:** Double-tap the left headphone.

4.3 Call Management

- **Answer/End Call:** Tap either headphone once during an incoming call or active call.
- **Reject Call:** Press and hold either headphone for 2 seconds during an incoming call.

4.4 Voice Assistant

- **Activate Voice Assistant:** Triple-tap either headphone to activate your device's voice assistant (e.g., Siri, Google Assistant).

One Handed Control



Play / Pause



Answer
Hang up calls



Next
previous Music



Voice assistant



An image illustrating the one-handed control functions of the SANAG Z50SPMWHITE headphones, including play/pause, answer/hang up calls, next/previous music, and voice assistant activation.

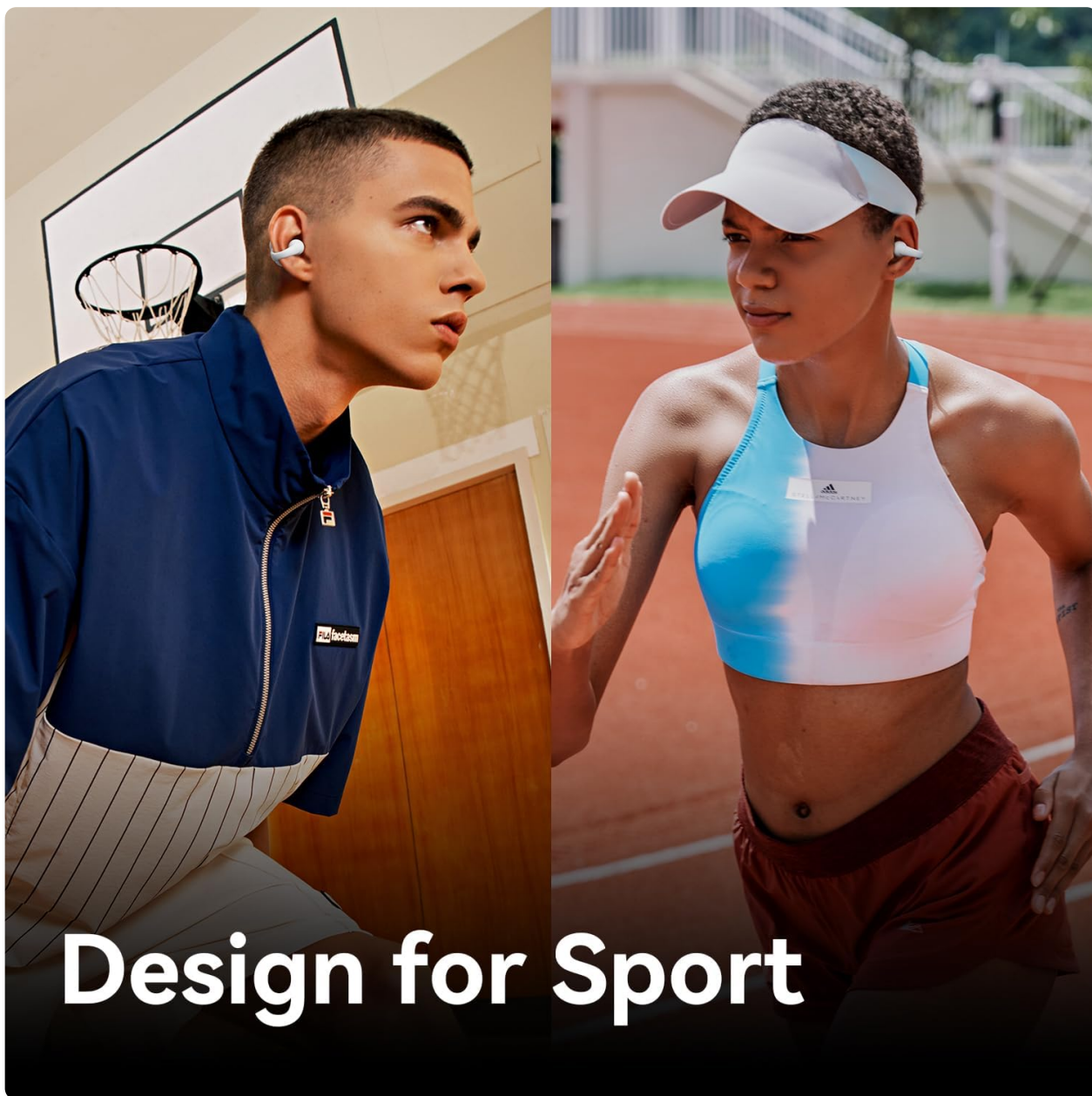


Directional voice transmission technology

Open Ear Headphones

Extreme comfort without hearing loss

A person wearing the SANAG Z50SPMWHITE Open Ear Headphones, demonstrating their comfortable and secure fit during use.



Design for Sport

Two individuals engaged in sports activities, both wearing SANAG Z50SPMWHITE headphones, highlighting their suitability for active lifestyles.

5. MAINTENANCE

- **Cleaning:** Use a soft, dry, lint-free cloth to clean the headphones and charging case. Do not use abrasive cleaners, alcohol, or chemical sprays.
- **Storage:** When not in use, store the headphones in their charging case to protect them from dust and damage.
- **Battery Care:** To prolong battery life, avoid fully discharging the headphones and charging case frequently. Charge them regularly, even if not used for extended periods.
- **Water Exposure:** While designed for active use, avoid submerging the headphones in water. Wipe off sweat or moisture immediately after use.

6. TROUBLESHOOTING

Problem	Possible Cause	Solution
---------	----------------	----------

Problem	Possible Cause	Solution
Headphones do not power on.	Low battery.	Charge the headphones and charging case fully.
Cannot pair with device.	Bluetooth is off on device; headphones not in pairing mode; too many devices connected.	Ensure Bluetooth is on. Place headphones in case, close, then reopen to re-enter pairing mode. Disconnect other Bluetooth devices.
No sound from headphones.	Volume too low; headphones not connected; media paused.	Increase volume on device and headphones. Reconnect headphones. Check if media is playing.
Sound quality is poor.	Distance from device; interference.	Move closer to your device. Avoid environments with strong Wi-Fi or other Bluetooth signals.

7. SPECIFICATIONS

Feature	Detail
Model Number	Z50SPMWHITE
Brand	SANAG
Ear Placement	Open Ear
Form Factor	Over-Ear
Connectivity Technology	Wireless (Bluetooth)
Wireless Communication Technology	Bluetooth
Noise Control	None
Color	WWhite
Battery Life (Headphones)	Up to 7 hours (approx.)
Charging Case Battery	800 mAh
Item Weight	177 Grams (packaging dimensions)

Long Battery Life

Up to **8** Hours of listening Time; **48** Hous with the case



An image illustrating the extended battery life of the SANAG Z50SPMWHITE headphones, showing up to 8 hours of listening time and 48 hours total with the charging case.

Air Conduction

1. Prevent losing
2. keep ear canal clean
3. protect eardrum from damage
4. Healthy Listening



Bone Conduction

1. Easy fall off
2. Damage the eardrum
3. Bone vibration



A comparison image highlighting the benefits of air conduction technology used in SANAG Z50SPMWHITE headphones, such as preventing hearing loss and keeping ear canals clean, contrasted with bone conduction.

Reduces sound leakage by 89%

DT 3.0 Directional Sound Transmission
angle of the integrangle sound beam by $\pm 25^\circ$









An illustration demonstrating the DT 3.0 Directional Sound Transmission technology of the SANAG Z50SPMWHITE headphones, which reduces sound leakage by 89%.

8. WARRANTY AND SUPPORT

SANAG offers a hassle-free experience with customer service available to assist with any questions or concerns. The headphones can be returned or exchanged unconditionally within one year of purchase.

For further assistance, please refer to the contact information provided with your purchase or visit the official SANAG website.

© 2023 SANAG. All rights reserved.

 <p>B51S Pro/B51S Pro Max 使用指南 Operating guide</p>	<p>Sanag B51S Pro/B51S Pro Max Bone Conduction Bluetooth Headphones Operating Guide</p> <p>This operating guide provides detailed instructions for the Sanag B51S Pro and B51S Pro Max bone conduction Bluetooth headphones. Learn about key features, charging, Bluetooth pairing, button operations, safety precautions, and technical specifications for optimal use.</p>
	<p>sanag S2 Pro / S2 Pro AI Bluetooth Headset User Guide and Specifications</p> <p>Comprehensive user guide for the sanag S2 Pro and S2 Pro AI Bluetooth headsets. Learn about product features, pairing, app connection, specifications, and important safety information.</p>
	<p>sanag B22S Bone Conduction Bluetooth Headset User Manual</p> <p>User manual for the sanag B22S bone conduction sports Bluetooth headset, detailing features, operation, charging, pairing, specifications, and FCC compliance.</p>
	<p>Sanag DWT-B100-T Bluetooth Headset User Manual and FCC Statement</p> <p>Comprehensive guide for the Sanag DWT-B100-T Bluetooth headset, covering wearing instructions, operation, app features, charging, precautions, and FCC compliance.</p>
	<p>Sanag Z36S Pro True Wireless Stereo Earbuds User Guide</p> <p>Comprehensive user guide for the Sanag Z36S Pro True Wireless Stereo earbuds, covering pairing, operation, specifications, and important safety information.</p>
	<p>sanag C16S True Wireless Stereo Bluetooth Earphones User Guide</p> <p>Comprehensive user guide for the sanag C16S True Wireless Stereo Bluetooth Earphones, detailing product features, operation instructions, technical specifications, and FCC compliance information.</p>