

REP-W42

# Recci REP-W42 TWS Bluetooth In-Ear Earbuds User Manual

Model: REP-W42

## INTRODUCTION

---

Thank you for choosing the Recci REP-W42 TWS Bluetooth In-Ear Earbuds. These wireless earbuds are designed to provide a high-quality audio experience with advanced features such as a 13mm audio unit, Bluetooth 5.2 connectivity, and intuitive touch controls. This manual will guide you through the setup, operation, and maintenance of your new earbuds to ensure optimal performance and longevity.

## PRODUCT OVERVIEW

---

The Recci REP-W42 earbuds, also known as 'Bounty Hunter' series, combine a smooth finish with eye-catching precision plating for a sleek design. They feature a large 13mm audio unit for 3D low-frequency flexibility and clear sound. With Bluetooth 5.2, they offer stable and high-speed wireless transmission, coupled with strong battery life and sensitive smart touch operation.

### Key Features:

- Bounty Hunter Wireless Earbuds design.
- Smooth finish with eye-catching precision plating.
- Large 13mm audio unit with 3D low-frequency flexibility for clear sound.
- Smooth and sensitive smart touch operation.
- Strong wireless Bluetooth 5.2 battery life with high-speed transmission.

### Product Components:

- Recci REP-W42 TWS Earbuds (Left and Right)
- Wireless Charging Case
- Eartips (various sizes for optimal fit)

- Charging Cable
- User Manual



Figure 1: The Recci REP-W42 TWS Earbuds packaging, showcasing the product and its model number.

## SETUP

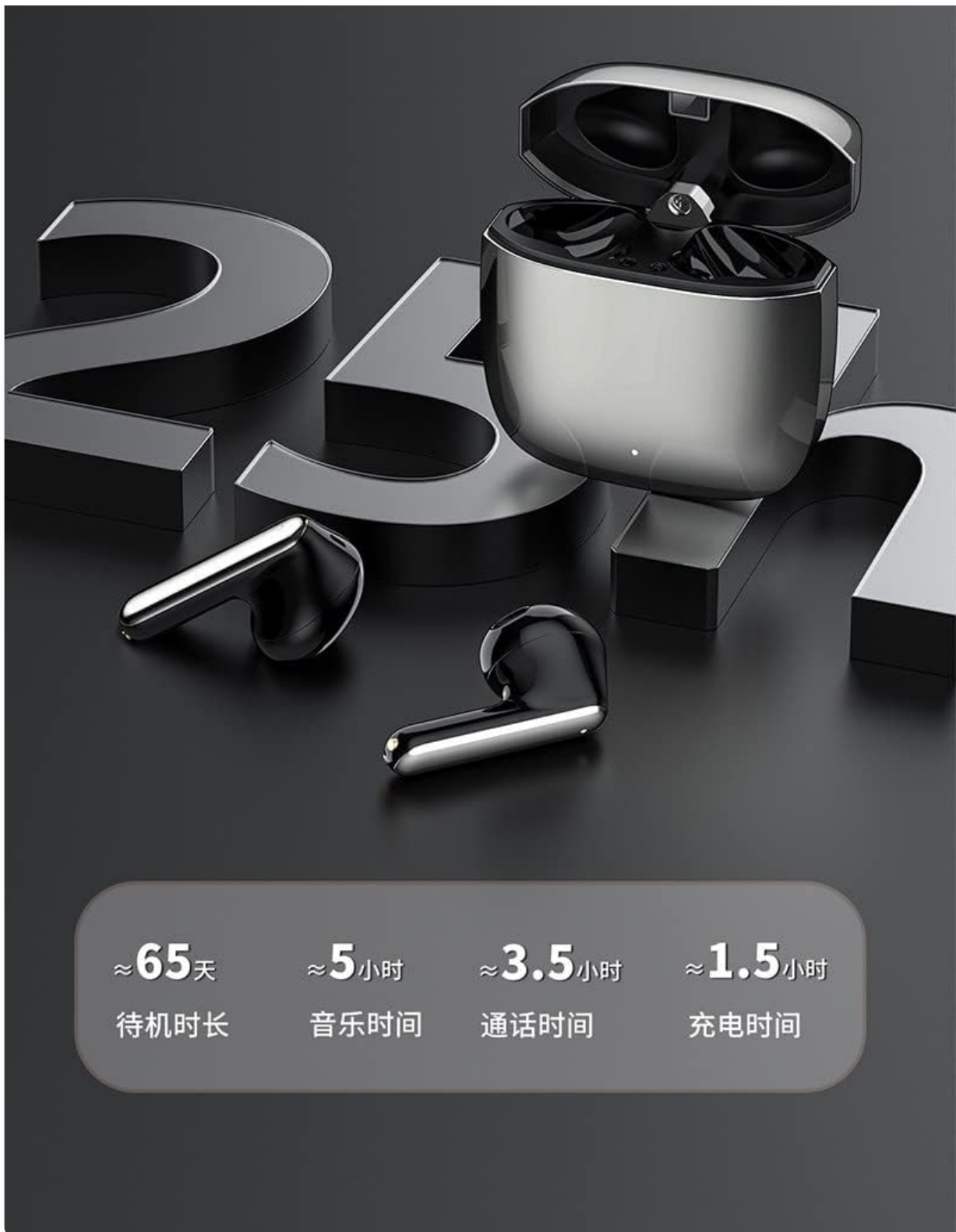
### 1. Charging the Earbuds and Case:

1. Place both earbuds into the charging case.
2. Connect the charging cable to the charging port on the case and a power source.
3. The indicator light on the charging case will show the charging status. A full charge is indicated when the light turns solid or off, depending on the model.
4. Ensure the earbuds and case are fully charged before first use for optimal battery performance.

蓝牙 5.2 低功耗 强续航

同频传输 | 高速连接 | 实时传递

ULTRA-LONG BATTERY LIFE



**Figure 2:** Illustration of the earbuds and charging case, highlighting battery life: approximately 65 days standby, 5 hours music, 3.5 hours call, and 1.5 hours charging time.

## 2. Pairing with a Device:

1. Open the charging case. The earbuds will automatically enter pairing mode, indicated by a flashing LED light on the earbuds.
2. On your device (smartphone, tablet, laptop), enable Bluetooth.
3. Search for available Bluetooth devices and select "REP-W42" from the list.
4. Once connected, the LED indicator on the earbuds will stop flashing or turn off.
5. The earbuds will automatically reconnect to the last paired device when taken out of the case, if

Bluetooth is enabled on the device.

## OPERATING INSTRUCTIONS

The Recci REP-W42 earbuds feature sensitive touch controls for easy management of audio playback and calls.

### Touch Controls:

Action	Function
Single Tap (Left/Right Earbud)	Play/Pause Music, Answer/End Call
Double Tap (Right Earbud)	Next Track
Double Tap (Left Earbud)	Previous Track
Triple Tap (Left/Right Earbud)	Activate Voice Assistant
Long Press (Left/Right Earbud, 2 seconds)	Reject Call
Long Press (Left Earbud)	Volume Down
Long Press (Right Earbud)	Volume Up





**Figure 3:** The Recci REP-W42 earbuds delivering audio, emphasizing the 13mm large unit for enhanced sound quality.

## MAINTENANCE

---

### Cleaning:

- Regularly clean the earbuds and charging case with a soft, dry, lint-free cloth.
- Do not use abrasive cleaners, alcohol, or chemical solvents.
- Gently remove any earwax or debris from the eartips and speaker mesh using a small, soft brush or cotton swab.

### Storage:

- When not in use, always store the earbuds in their charging case to protect them and keep them charged.
- Store in a cool, dry place away from extreme temperatures and direct sunlight.

### Battery Care:

- Avoid fully discharging the battery frequently.
- Charge the earbuds regularly, even if not used for extended periods, to maintain battery health.

## TROUBLESHOOTING

Problem	Possible Solution
Earbuds not pairing	<ul style="list-style-type: none"><li>◦ Ensure earbuds are charged.</li><li>◦ Turn off and on Bluetooth on your device.</li><li>◦ Forget "REP-W42" from your device's Bluetooth list and try pairing again.</li><li>◦ Reset the earbuds (refer to specific reset instructions if available in product packaging).</li></ul>
No sound from one earbud	<ul style="list-style-type: none"><li>◦ Ensure both earbuds are charged.</li><li>◦ Place both earbuds back into the charging case, close it, then take them out again.</li><li>◦ Check device audio balance settings.</li></ul>
Earbuds not charging	<ul style="list-style-type: none"><li>◦ Ensure the charging cable is securely connected.</li><li>◦ Try a different charging cable or power adapter.</li><li>◦ Clean the charging contacts on both the earbuds and the case.</li></ul>
Poor sound quality	<ul style="list-style-type: none"><li>◦ Ensure earbuds are clean and free of debris.</li><li>◦ Try different eartip sizes for a better seal in your ear.</li><li>◦ Move closer to your paired device to avoid interference.</li></ul>

## SPECIFICATIONS

Below are the technical specifications for the Recci REP-W42 TWS Bluetooth In-Ear Earbuds.

Feature	Detail
Brand Name	Generic
Model Name	Recci REP-W42 TWS Earbud
Color	Silver
Ear Placement	In Ear
Form Factor	In Ear
Noise Control	Sound Isolation
Connectivity Technology	Wireless
Wireless Communication Technology	Bluetooth

<b>Feature</b>	<b>Detail</b>
Included Components	Eartip, Wireless Charging Case
Age Range Description	Adult
Number of Items	1
Manufacturer	Generic
Earbud Shape	Rounded tips
Control Type	Voice Control
Control Method	Touch
Audio Driver Type	Dynamic Driver
Material	Plastic
Specific Uses For Product	Music
Recommended Uses For Product	Music
Compatible Devices	Desktops, Laptops, Smartphones, Tablets
Cable Feature	Cable-free
Water Resistance Level	Not Water Resistant
Special Features	Lightweight

# 唯有悦耳 才能悦目

13mm动圈喇叭 | 提升细节体验

带来真实的3D立体声效


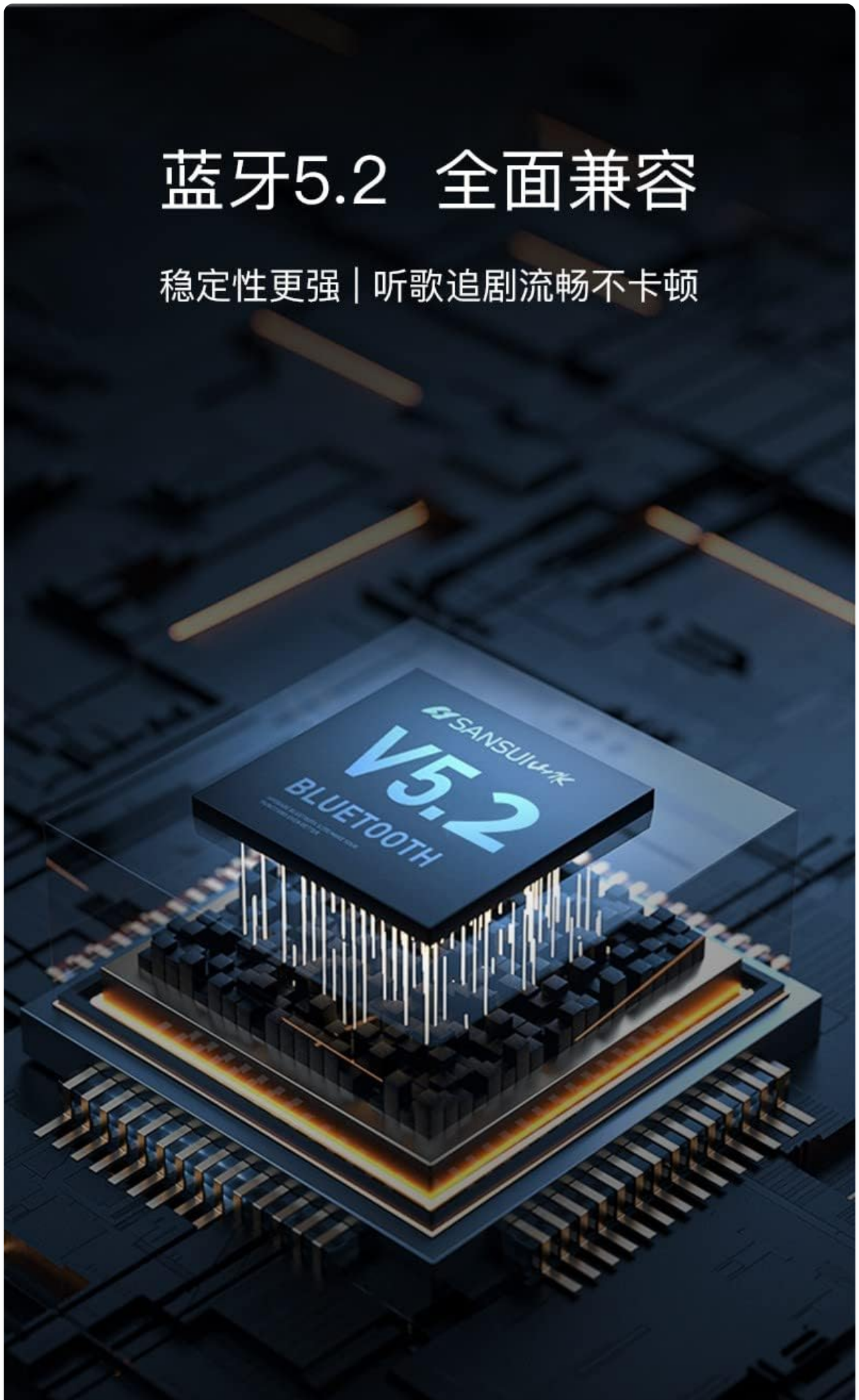


Figure 4: Detailed view of the 13mm dynamic driver, illustrating its components for enhanced audio performance.

# 蓝牙5.2 全面兼容

稳定性更强 | 听歌追剧流畅不卡顿





**Figure 5:** Representation of the Bluetooth 5.2 chip, ensuring stable and compatible wireless connectivity.

## WARRANTY AND SUPPORT

---

Specific warranty information for the Recci REP-W42 TWS Bluetooth In-Ear Earbuds is not provided in the product details. Please refer to the warranty card included in your product packaging or contact the retailer/manufacturer directly for details regarding warranty coverage and customer support. For technical assistance or further inquiries, please reach out to the customer service department of your purchase point.