

FOREO F1429

FOREO PEACH Cooling Prep Gel F1429 Instruction Manual

Model: F1429

PRODUCT OVERVIEW

The FOREO PEACH Cooling Prep Gel is formulated with 97% natural ingredients, including 17 plant extracts, hyaluronic acid (HA), and panthenol. It is designed to be used with IPL (Intense Pulsed Light) hair removal devices, such as the FOREO PEACH 2, to enhance comfort during treatment and provide post-treatment care.

This gel helps to cool and hydrate the skin, minimizing discomfort and heat sensations during IPL sessions. It also aids in soothing dry skin, reducing post-IPL redness, and alleviating irritation, contributing to a comfortable hair removal experience.



Image: The FOREO PEACH Cooling Prep Gel in its 100ml bottle, featuring a rose gold cap.

SAFETY INFORMATION

For external use only. Avoid direct contact with eyes. Keep the product away from open flames or direct heat sources. If irritation occurs, discontinue use and consult a healthcare professional.

INGREDIENTS

Aqua/Water/Eau, 1,2-Hexanediol, Sodium Hyaluronate, Panthenol, Ethylhexylglycerin, Butylene Glycol, Melia Azadirachta (Neem) Leaf Extract, Melia Azadirachta (Neem) Flower Extract, Coccinia Indica (Ivy Gourd) Fruit Extract, Centella Asiatica (Gotu Kola) Extract, Aloe Barbadensis (Aloe Vera) Flower Extract, Solanum Melongena Eggplant, Fruit Extract, Polygonum Cuspidatum (Japanese Knotweed) Root Extract, Scutellaria Baicalensis (Baikal Skullcap) Root Extract, Camellia Sinensis (Green Tea) Leaf Extract, Glycyrrhiza Glabra (Licorice) Root Extract, Aloe Barbadensis (Aloe Vera) Leaf Extract, Mentha Piperita (Peppermint) Leaf Extract, Ocimum Sanctum (Holy Basil) Leaf Extract, Curcuma Longa (Turmeric) Root Extract, Rosmarinus Officinalis (Rosemary) Leaf Extract, Chamomilla Recutita (Matricaria) Flower Extract, Corallina Officinalis Extract, Tocopheryl Acetate.



Image: A close-up view of the gel's clear, slightly green-tinted texture.

PREPARATION AND APPLICATION

Proper skin preparation is essential for effective and comfortable IPL hair removal. Follow these steps before using your IPL device:

1. **Shave the Treatment Area:** Ensure the skin is clean and freshly shaved. This allows the IPL light to target the hair follicle effectively.



Image: A person shaving their leg to prepare the skin for hair removal treatment.

2. **Apply Cooling Prep Gel:** Dispense a generous amount of FOREO PEACH Cooling Prep Gel onto your

fingertips. Apply a thin, even layer of the gel over the entire area of skin you intend to treat with the IPL device. The gel should create a visible, smooth coating on the skin.



Image: A person applying the cooling prep gel to their leg after shaving.

USAGE WITH IPL DEVICE

Once the FOREO PEACH Cooling Prep Gel has been applied, you can proceed with your IPL hair removal treatment:

1. **Prepare IPL Device:** Ensure your IPL hair removal device is clean and ready for use according to its specific instruction manual.



Image: A hand holding the FOREO PEACH IPL hair removal device.

2. **Perform IPL Treatment:** Use your hair removal device over the areas where the gel has been applied. The gel acts as a protective and cooling barrier, enhancing comfort during the IPL flashes.



Image: A person using the FOREO PEACH IPL device on their leg, with the cooling prep gel already applied.

3. **Reapply if Needed:** If you experience any dryness or discomfort during or after the IPL session, you may reapply a small amount of the gel to soothe the skin.

POST-TREATMENT CARE

After completing your IPL session, the FOREO PEACH Cooling Prep Gel can continue to provide benefits:

- **Soothe and Hydrate:** If your skin feels warm, red, or irritated after IPL treatment, gently reapply a thin layer of the gel to the affected areas. Its hydrating and cooling properties help to calm the skin and reduce post-treatment redness and irritation.
- **Ongoing Comfort:** The gel provides an ongoing cooling effect, contributing to overall skin comfort after hair removal.

STORAGE AND MAINTENANCE

To maintain the quality and effectiveness of your FOREO PEACH Cooling Prep Gel:

- Store the gel in a cool, dry place, away from direct sunlight and extreme temperatures.
- Ensure the cap is securely closed after each use to prevent contamination and drying out.

- Do not freeze the product.

TROUBLESHOOTING

While the FOREO PEACH Cooling Prep Gel is formulated for all skin types, individual reactions can vary:

- **Skin Irritation:** If you experience persistent redness, itching, burning, or any other adverse skin reaction after applying the gel, discontinue use immediately. Cleanse the area with mild soap and water. If symptoms persist, consult a dermatologist or healthcare professional.
- **Allergic Reaction:** If you suspect an allergic reaction, seek medical attention. Review the ingredient list to identify potential allergens.

PRODUCT SPECIFICATIONS


Brand	FOREO
Item Model Number	F1429
Product Dimensions	1.72 x 1.75 x 6.95 inches; 9.88 ounces
Unit Count	1 Count (3.3 fl.oz / 100ml)
Skin Type	All
Manufacturer	FOREO

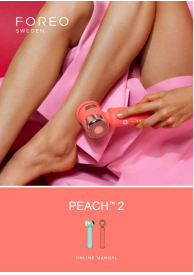




SUPPORT

For further assistance, product inquiries, or support, please visit the official FOREO website or contact FOREO customer service through the details provided on their packaging or website.

You can also visit the [FOREO Store on Amazon](#) for more information on their product range.

Related Documents - F1429

	<p>FOREO PEACH™ 2 User Manual: Guide to Smart Hair Removal</p> <p>Comprehensive user manual for the FOREO PEACH™ 2 IPL hair removal device. Learn about its features, how it works, safety precautions, usage instructions, and maintenance for effective and safe hair removal.</p>
---	--

	<p>FOREO PEACH 2 IPL Hair Removal Device - Online Manual</p> <p>Comprehensive online manual for the FOREO PEACH 2 IPL hair removal device. Learn about its features, how to use it safely, treatment methods, troubleshooting, and warranty information.</p>
	<p>FOREO PEACH 2 Duo User Manual: Advanced Hair Removal Guide</p> <p>Comprehensive user manual for the FOREO PEACH 2 Duo IPL hair removal device. Learn about its features, how it works, safety precautions, treatment methods, and troubleshooting.</p>
	<p>FOREO PEACH™ 2 go User Manual: Your Guide to Smart IPL Hair Removal</p> <p>Discover smart hair removal with the FOREO PEACH™ 2 go. This user manual provides comprehensive instructions on device features, safe usage, treatment methods, troubleshooting, and warranty information for effective at-home IPL hair removal.</p>
	<p>FOREO LUNA 3 User Manual: Smart Facial Cleansing and Firming Massage</p> <p>Comprehensive user manual for the FOREO LUNA 3, detailing its smart facial cleansing, T-Sonic pulsations, firming massage modes, app connectivity, and usage instructions for smoother, younger-looking skin.</p>
	<p>FOREO KIWI™ Blackhead Remover Pore Vacuum Device: User Manual & Guide</p> <p>Comprehensive user manual for the FOREO KIWI™ blackhead remover and pore vacuum device. Learn how to use, clean, troubleshoot, and understand warranty information for this advanced skincare tool. Includes specifications and safety guidelines.</p>