DOOGEE T30PRO

DOOGEE T30 PRO 11 Inch Tablet

USER MANUAL

1. Product Overview

The DOOGEE T30 PRO is an 11-inch Android tablet designed for high performance and an immersive visual experience. It features a 2.5K display, a powerful MediaTek Helio G99 octa-core processor, and ample memory for multitasking and storage. This manual provides essential information to help you get the most out of your device.

5G WIFI
Android 13
2.5K
Helio G99
15GB+256GB

Figure 1.1: Front and rear view of the DOOGEE T30 PRO tablet, showcasing its key specifications.

2. Setup Guide

2.1 Initial Charging

Before first use, fully charge the tablet using the provided 33W fast charger. The tablet is equipped with an 8580mAh battery for extended usage.

2.2 Power On/Off

- **To Power On:** Press and hold the Power button until the DOOGEE logo appears.
- **To Power Off:** Press and hold the Power button, then select 'Power off' from the options.

2.3 SIM and TF Card Installation

The DOOGEE T30 PRO supports dual 4G LTE and TF card expansion up to 2TB. Locate the SIM/TF card tray on the side of the tablet. Use the provided ejector tool to open the tray. Insert your Nano-SIM cards and/or TF card into the designated slots, ensuring correct orientation. Close the tray securely.

2.4 First-Time Setup

Upon first power-on, follow the on-screen prompts to complete the initial setup. This includes selecting your language, connecting to a Wi-Fi network, and signing in with your Google account. The tablet is GMS certified, ensuring full access to the Google Play Store and Google services.

Video 2.1: An unboxing video of the DOOGEE T30 PRO tablet, demonstrating the initial setup and contents.

3. Operating Your Tablet

3.1 Display and Visuals

Experience stunning visuals on the 11-inch 2.5K (2560x1600) display. The tablet features TÜV SÜD Eye Safety Certification for low blue light, reducing eye strain during prolonged use.

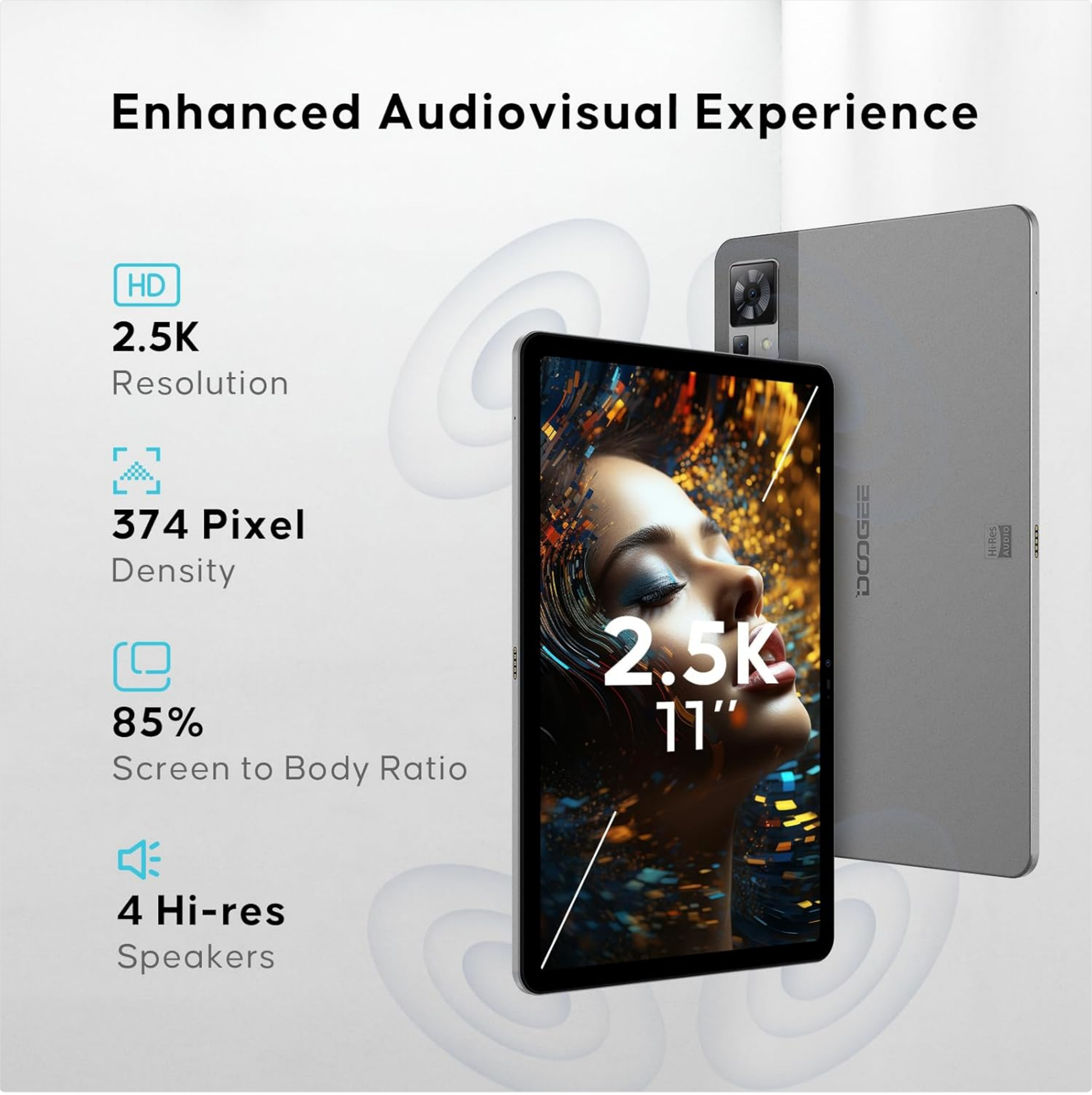
Enhanced Audiovisual Experience
HD
2.5K
Resolution
374 Pixel
Density
85%
Screen to Body Ratio
4 Hi-res
Speakers
2.5K
11"
DOOGEE
Hi-Res Audio

Figure 3.1: The tablet's display capabilities, emphasizing its high resolution and immersive viewing experience.

3.2 Performance and Storage

Powered by the MediaTek Helio G99 octa-core processor, the T30 PRO delivers smooth performance for gaming, multitasking, and demanding applications. It comes with 15GB RAM (8GB physical + 7GB virtual) and 256GB of internal storage, expandable up to 2TB via TF card.

Helio G99 Octa-Core Processer
Unmatched Performance and Connectivity
Helio G99
2.2 GHz
6nn
Octa-Core Processer
Frequency
Process Tech
MediaTek
helio | G99

Figure 3.2: Illustration of the MediaTek Helio G99 processor, highlighting its core specifications.

3.3 Camera Functions

The tablet features a 20MP main camera, an 8MP front camera, and a 2MP macro camera. These cameras are suitable for capturing photos, video conferencing, and e-learning.

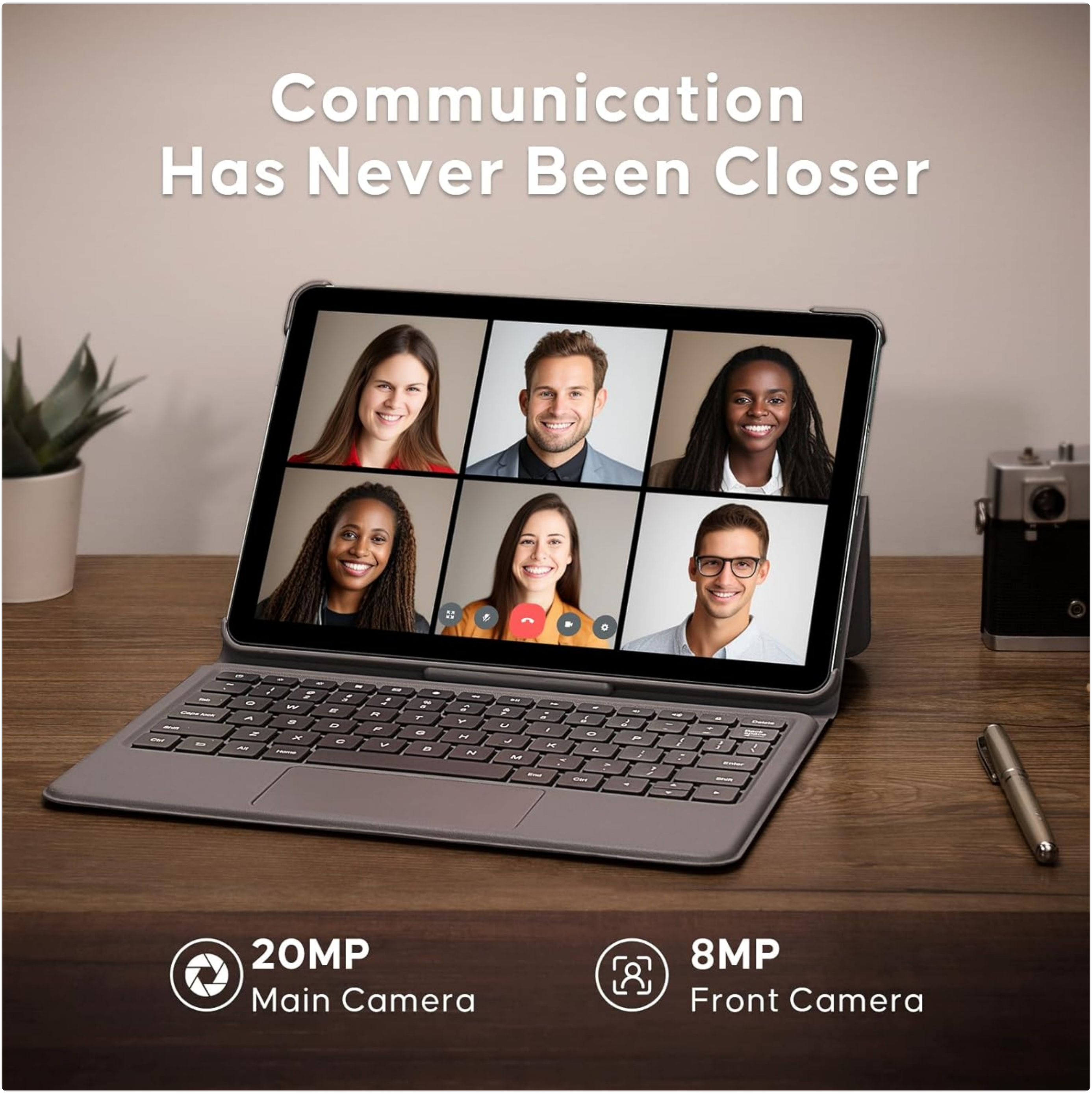
Communication
Has Never Been Closer
20MP
Main Camera
8MP
Front Camera

Figure 3.3: The tablet's camera capabilities, ideal for video calls and capturing moments.

3.4 Audio System

Enjoy rich audio with the tablet's four Hi-res Stereo Speakers, providing an enhanced sound experience for media consumption.

3.5 Connectivity

Stay connected with dual 4G LTE support, dual-band Wi-Fi (2.4G/5G), and Bluetooth 5.0. The tablet also supports Widevine L1 for high-quality streaming from services like Prime Video, Disney+, and Hulu.

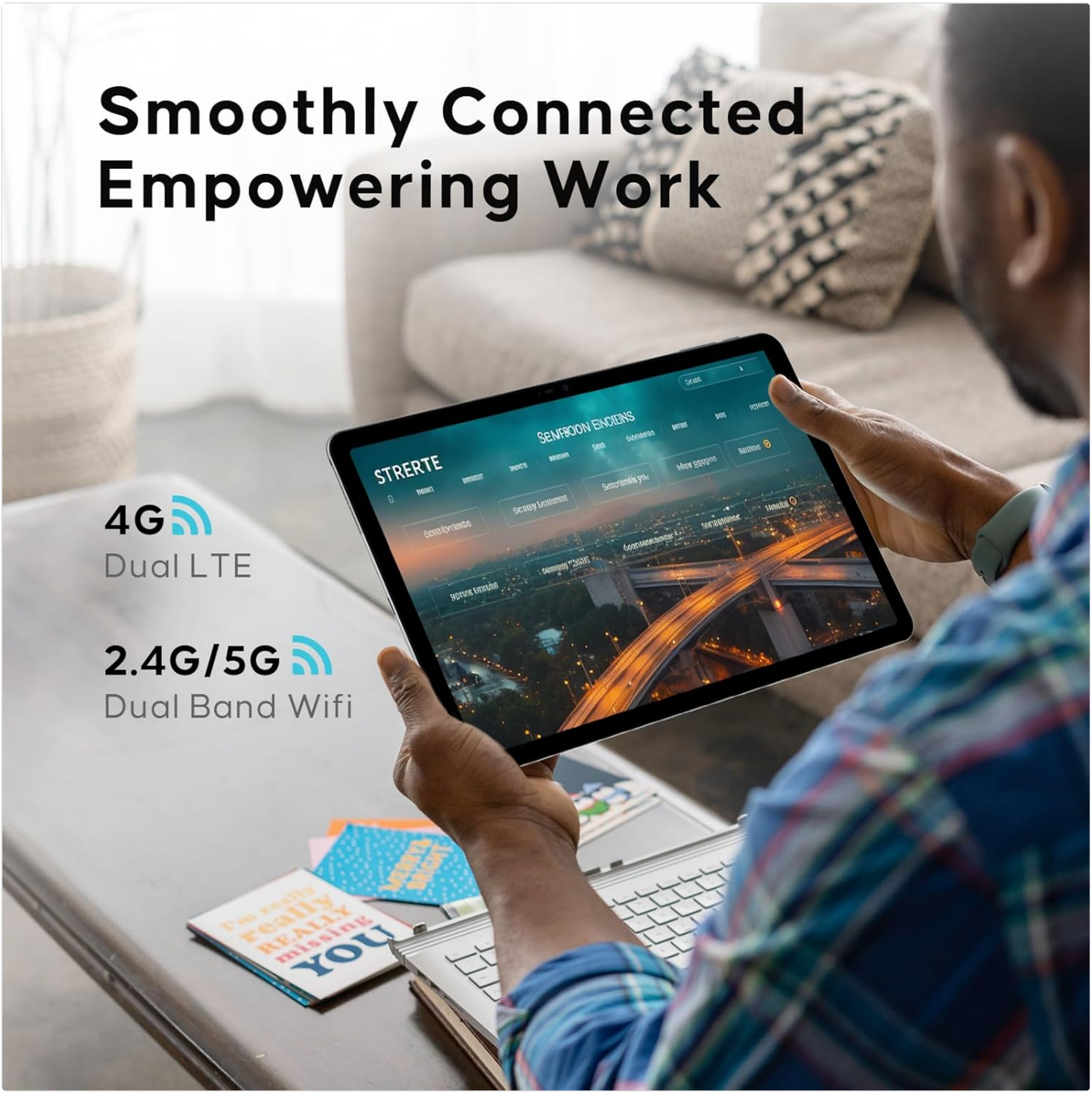
Smoothly Connected
Empowering Work
4G
Dual LTE
2.4G/5G
Dual Band Wifi

Figure 3.4: The tablet's robust connectivity options for seamless work and entertainment.

3.6 Multitasking and Productivity

The Android 13 operating system allows for efficient multitasking, including split-screen functionality, enabling you to run multiple applications simultaneously.

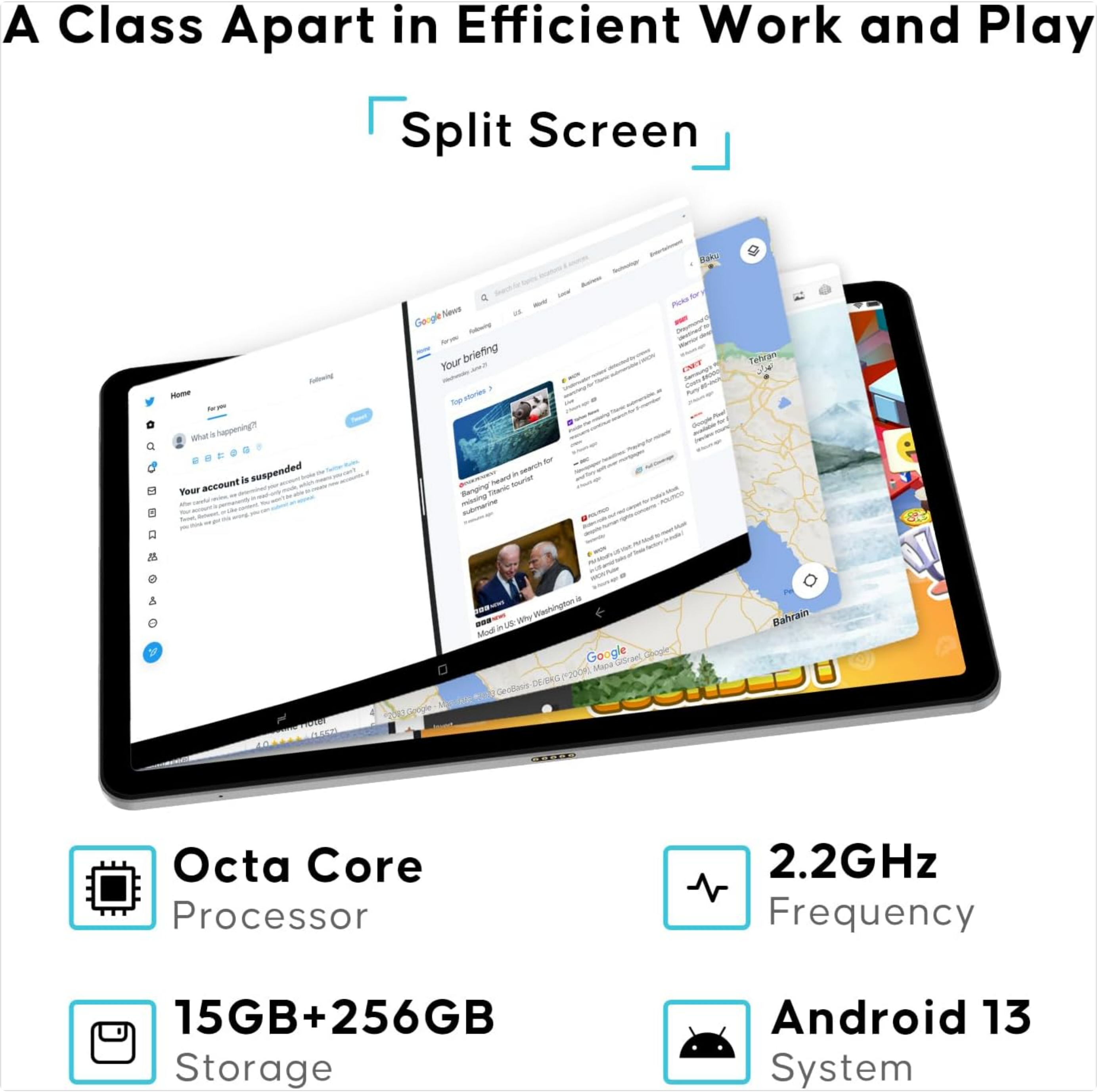
A Class Apart in Efficient Work and Play
Split Screen
Octa Core
Processor
2.2GHz
Frequency
15GB+256GB
Storage
Android 13
System

Figure 3.5: The tablet's split-screen feature for enhanced productivity.

4. Maintenance and Care

4.1 Battery Care

- Avoid extreme temperatures, as they can degrade battery life.
- For optimal battery longevity, avoid fully discharging the battery frequently.
- Use only the original charger or a certified compatible charger.

4.2 Cleaning Your Tablet

- Use a soft, lint-free cloth to clean the screen and body.
- For stubborn smudges, slightly dampen the cloth with water or a screen cleaner.
- Avoid using harsh chemicals, abrasive materials, or aerosol sprays directly on the tablet.

5. Troubleshooting

This section addresses common issues you might encounter with your DOOGEE T30 PRO tablet.

Problem	Possible Cause	Solution
Tablet does not power on	Low battery; System crash	Charge the tablet for at least 30 minutes. If still unresponsive, press and hold the Power button for 10-15 seconds to force restart.
Slow performance	Too many apps running in background; Low storage space	Close unnecessary applications. Clear cache and data for frequently used apps. Free up storage by deleting unused files or apps.
Wi-Fi connectivity issues	Incorrect password; Router issues; Out of range	Ensure correct Wi-Fi password. Restart your Wi-Fi router. Move closer to the Wi-Fi router.
Battery drains quickly	High screen brightness; Background apps; Frequent network usage	Reduce screen brightness. Disable Wi-Fi/Bluetooth when not in use. Close background apps. Check battery usage in settings to identify power-hungry apps.

6. Specifications

Feature	Detail
Model Name	T30PRO
Operating System	Android 13
Processor	MediaTek Helio G99 Octa-core (2.2 GHz)
RAM	15GB (8GB + 7GB Virtual)
Internal Storage	256GB
Expandable Storage	Up to 2TB (TF Card)
Screen Size	11 Inches
Screen Resolution	2.5K (2560x1600)
Rear Camera	20 MP
Front Camera	8 MP
Battery Capacity	8580mAh
Charging	33W Fast Charging
Wireless Connectivity	802.11a/b/g/n/ac (2.4G/5G Wi-Fi), Bluetooth 5.0
Cellular Connectivity	Dual 4G LTE (TD-LTE, FDD-LTE)

Feature	Detail
Dimensions (LxWxH)	10.11 x 0.3 x 6.64 inches
Item Weight	11.1 ounces

7. Warranty and Support

The DOOGEE T30 PRO comes with a 2-year warranty. DOOGEE provides lifetime technical support and full 24/7 customer service to assist you with any inquiries or issues you may encounter. For support, please refer to the contact information provided on the official DOOGEE website or your purchase documentation.

Related Documents - T30PRO

	DOOGEE Tablet User Manual User manual for the DOOGEE tablet, covering setup, messaging, language settings, safety, and maintenance.
	DOOGEE S61 / S61 PRO Rugged Industrial Smartphone - Technical Specifications Explore the detailed technical specifications of the DOOGEE S61 and S61 PRO rugged industrial smartphones. Learn about their Helio G35 processor, 6.0" IPS HD+ display, advanced camera systems (including SONY IMX350), 5180mAh battery, and robust IP68/IP69K/MIL-STD-810H durability.
	DOOGEE eSIM Functions Quick Guide Learn how to download, switch, delete, and top up eSIMs on your DOOGEE smartphone with this comprehensive quick guide. Covers step-by-step instructions and important cautions.
	DOOGEE T30 PRO Tablet User Manual Comprehensive user manual for the DOOGEE T30 PRO tablet, covering setup, basic operations, safety guidelines, and maintenance. Includes instructions in multiple languages.
	DOOGEE T30 Max User Manual: Setup, Safety, and Maintenance Guide Comprehensive user manual for the DOOGEE T30 Max tablet, covering device overview, SIM card insertion, basic operations, language settings, SAR information, safety precautions, and maintenance tips.

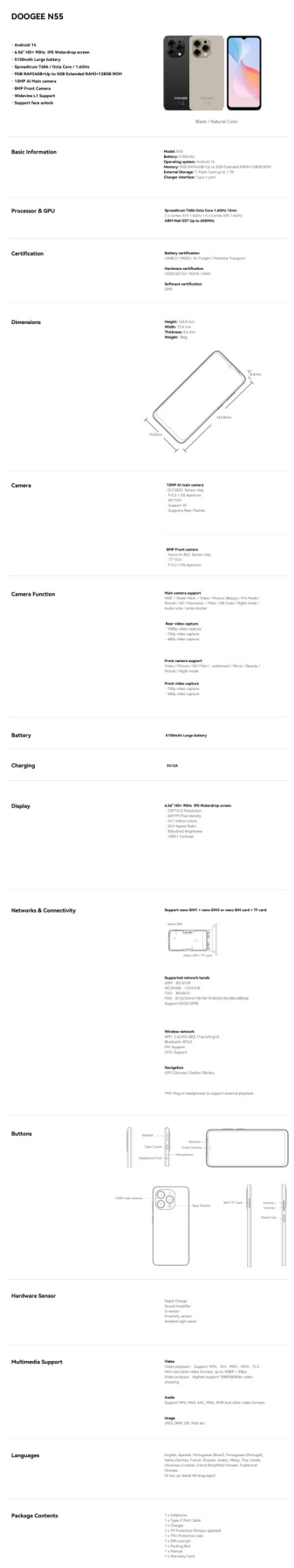	DOOGEE N55 Smartphone Specifications and Features Detailed specifications for the DOOGEE N55 smartphone, including display, camera, processor, battery, connectivity, dimensions, and package contents. Learn about its Android 14 OS, 13MP AI main camera, and 5150mAh battery.