

Manuals+

[Q & A](#) | [Deep Search](#) | [Upload](#)

[manuals.plus](#) /

› [SOKANY](#) /

› [SOKANY SK-3071B Mini Travel Steam Iron User Manual](#)

SOKANY SK-3071B

SOKANY SK-3071B Mini Travel Steam Iron User Manual

Model: SK-3071B | Brand: SOKANY

INTRODUCTION

This manual provides essential instructions for the safe and efficient operation, maintenance, and care of your SOKANY SK-3071B Mini Travel Steam Iron. Please read this manual thoroughly before first use and retain it for future reference.



IMPORTANT SAFETY INSTRUCTIONS

When using electrical appliances, basic safety precautions should always be followed to reduce the risk of fire, electric shock, and personal injury.

- Always ensure the voltage indicated on the appliance corresponds to your mains voltage.
- Do not leave the iron unattended while it is switched on or connected to a power outlet.
- Keep the iron and its cord out of reach of children.
- Never immerse the iron, power cord, or plug in water or other liquids.
- Do not operate the iron with a damaged cord or plug, or if the iron has been dropped or damaged. Contact customer service for repair.
- Use the iron only for its intended purpose.
- Exercise caution when filling or emptying the water tank, as hot water may be present.
- The soleplate and surrounding areas become very hot during use and can cause burns. Avoid direct contact.
- Always unplug the iron before filling with water, cleaning, or when not in use.

PRODUCT OVERVIEW

The SOKANY SK-3071B is a compact and powerful 1200W mini steam iron designed for convenience and portability. It features a 125ml water tank and a sharp-edge design for precise ironing.

Key Features:

- **High Power:** 1200W for quick heating.
- **Fast Heat-up:** Reaches operating temperature in approximately 15 seconds.
- **Compact Design:** Ideal for travel and small spaces, measuring 14.5 cm x 7 cm.
- **Water Tank:** Integrated 125ml capacity for steam ironing.
- **Sharp Edge Soleplate:** Allows for precise ironing around buttons, collars, and seams.
- **Versatile:** Suitable for various fabrics including silk, cotton, wool, linen, plush, and nylon.

ANTI-SCALDING BASE

easy to iron and put away



Image: The SOKANY SK-3071B iron placed on its anti-scalding base, designed for safe resting and storage.



Image: A size comparison showing the compact dimensions of the SOKANY SK-3071B iron relative to a typical smartphone.

SETUP

1. **Unpacking:** Carefully remove the iron and all accessories from the packaging. Retain packaging for storage or transport.
2. **First Use Preparation:** Before first use, wipe the soleplate with a soft, damp cloth to remove any manufacturing residues.
3. **Filling the Water Tank:**
 - Ensure the iron is unplugged from the power outlet.
 - Open the water tank cover.
 - Using a measuring cup (not included), carefully pour clean tap water into the tank, up to the MAX fill line. The tank capacity is 125ml.

- Close the water tank cover securely.
- For optimal performance and to prevent mineral buildup, distilled or demineralized water is recommended.

OPERATING INSTRUCTIONS

General Operation:

1. **Power On:** Plug the iron into a suitable power outlet. The iron will begin to heat up immediately, indicated by a light (if present). It reaches operating temperature in approximately 15 seconds.
2. **Dry Ironing:** For dry ironing, ensure the water tank is empty or the steam function is off (if applicable). Glide the hot soleplate over the fabric.
3. **Steam Ironing:**
 - Ensure the water tank is filled as described in the "Setup" section.
 - Once the iron is hot, press the steam button (if available) or select the steam setting. Steam will be emitted from the soleplate.
 - Move the iron slowly over the fabric, allowing the steam to penetrate and relax the fibers.



Image: A close-up view of the iron's soleplate releasing steam, demonstrating its steam function.

4. **Using the Sharp Edge:** The pointed tip and sharp edges of the soleplate are designed for reaching difficult areas such as collars, cuffs, pleats, and around buttons. Use these edges for precise wrinkle removal.



Image: The SOKANY SK-3071B iron being used to iron a small, intricate area, highlighting its sharp-edge design for precision.

5. **Fabric Suitability:** The iron is suitable for a variety of fabrics. Always check the garment's care label before ironing.
- Suitable for: Silk, Cotton, Wool, Linen, Plush, Nylon, and other synthetic fibers.
 - For delicate fabrics, consider using a pressing cloth or ironing on the reverse side.

Suitable for a Variety of Fabrics



Silk



Plush



Linen



Nylon



Wool



Cotton



Image: A visual guide illustrating different fabric types (Silk, Plush, Linen, Nylon, Wool, Cotton) that can be safely ironed with the SOKANY SK-3071B.

6. **Power Off:** To turn off the iron, unplug it from the power outlet. There is no dedicated on/off switch.

MAINTENANCE

Cleaning:

- Always ensure the iron is unplugged and completely cool before cleaning.
- **Soleplate:** Wipe the soleplate with a soft, damp cloth. For stubborn stains, use a mild, non-abrasive cleaner specifically designed for iron soleplates. Do not use abrasive pads or harsh chemicals.
- **Exterior:** Clean the exterior of the iron with a soft, damp cloth.
- **Water Tank:** After each use, empty any remaining water from the tank to prevent mineral buildup and odors.

Storage:

- Ensure the iron is completely cool and dry before storing.
- Empty the water tank.
- Store the iron in an upright position on its anti-scalding base in a safe, dry place, away from direct sunlight and moisture.

TROUBLESHOOTING

- **Iron does not heat up:**
 - Check if the iron is properly plugged into a working power outlet.
 - Ensure the power outlet itself is functional by testing it with another appliance.
- **No steam or insufficient steam:**

- Check if the water tank is filled.
- Ensure the iron has reached its full operating temperature.
- Mineral buildup might be blocking steam vents. Refer to maintenance for cleaning.

• **Water leakage from soleplate:**

- The water tank might be overfilled. Do not exceed the MAX fill line.
- The iron might not be hot enough for steam. Allow it to heat fully before using the steam function.

• **Iron leaves marks on fabric:**

- The soleplate might be dirty. Clean it as per maintenance instructions.
- The fabric might be too delicate for direct ironing. Use a pressing cloth.

SPECIFICATIONS

Brand	SOKANY
Model Number	SK-3071B
Power	1200 W
Water Tank Capacity	125 ml
Dimensions (L x W x H)	14.5 x 7 x 0.1 cm
Item Weight	700 g
Soleplate Material	Stainless Steel
Voltage	24 Volts
Special Feature	Compact

WARRANTY AND SUPPORT

The SOKANY SK-3071B Mini Travel Steam Iron comes with a**One-Year Warranty** from the date of purchase, covering manufacturing defects.






If you receive a defective product or are not satisfied with your purchase, please contact SOKANY customer service. We are committed to assisting you and finding the best possible solution.

For support, please refer to the contact information provided with your product packaging or visit the official SOKANY website.



Related Documents - SK-3071B

	<p>SOKANY Steam Surge Pro 2400W Instruction Manual - User Guide</p> <p>Comprehensive instruction manual for the SOKANY Steam Surge Pro 2400W steam iron. Learn about safety instructions, core maintenance, troubleshooting, and usage guidelines for optimal performance.</p>
--	--

<div><p>SOKANY PICADORA DE ALIMENTOS</p><p>MODELO: SK-7020 MANUAL DE INSTRUCCIONES</p></div>	<p>SOKANY SK-7020 Food Chopper User Manual</p> <p>This manual provides instructions for the safe and effective use of the SOKANY SK-7020 Food Chopper, including safety precautions, operating instructions, cleaning, maintenance, and troubleshooting.</p>
<div><p>SOKANY[®]</p><p>220-240V 50-60Hz 6000W 6000W 1.1L 1.1L 1.1L</p></div>	<p>SOKANY SK-999 Multi-Purpose Blender User Manual and Instructions</p> <p>Comprehensive guide for the SOKANY SK-999 Multi-Purpose Blender, covering setup, operation, cleaning, maintenance, and troubleshooting. Features 6000W power.</p>
<div><p>SOKANY[®]</p><p>220-240V 50-60Hz 600W 600W 1.1L 1.1L 1.1L</p></div>	<p>SOKANY Multi-Purpose Blender SK-666 User Manual</p> <p>Comprehensive user manual for the SOKANY Multi-Purpose Blender SK-666, covering product overview, usage instructions, troubleshooting, cleaning, maintenance, and safety guidelines.</p>
<div><p>SOKANY[®] MEAT GRINDER MODEL:SK-088 INSTRUCTION MANUAL</p><p>220-240V 50/60Hz 1200W MADE IN P.R.C RoHS CE CCC</p></div>	<p>SOKANY SK-088 Meat Grinder Instruction Manual</p> <p>Comprehensive instruction manual for the SOKANY SK-088 Meat Grinder, covering assembly, operation, cleaning, safety, and specifications. Learn how to use your SOKANY meat grinder effectively and safely.</p>
<div><p>SOKANY MÁQUINA PARA HACER GOFRES Y SANDWICHES</p><p>MODELO: SK-128 MANUAL DE INSTRUCCIONES</p></div>	<p>Manual de Usuario SOKANY SK-128 Máquina para Gofres y Sandwiches</p> <p>Manual de usuario completo para la máquina SOKANY SK-128 para hacer gofres y sandwiches. Incluye instrucciones de seguridad, guía de uso, precauciones y consejos de limpieza.</p>