



[Manuals.plus](#) /

› [WOWGO](#) /

› WOWGO Pioneer-4 Electric Skateboard User Manual

WOWGO Pioneer-4

WOWGO Pioneer-4 Electric Skateboard User Manual

Model: Pioneer-4 | Brand: WOWGO

1. INTRODUCTION

Welcome to the WOWGO Pioneer-4 Electric Skateboard user manual. This guide provides essential information for the safe operation, maintenance, and troubleshooting of your new electric longboard. Please read this manual thoroughly before your first ride to ensure optimal performance and safety.



The WOWGO Pioneer-4 Electric Skateboard and its wireless remote control.

2. SAFETY INFORMATION

Your safety is paramount. Electric skateboards can be dangerous if not operated correctly. Always wear appropriate safety gear, including a helmet, knee pads, and elbow pads. Ride within your skill level and be aware of your surroundings.

- Always wear a helmet and protective gear.
- Do not ride in traffic or on busy roads.

- Maintain a safe distance from pedestrians and other vehicles.
- Avoid riding in wet conditions or on slippery surfaces. While the board has an IPX5 rating, prolonged exposure to water is not recommended and can damage components.
- Ensure the board is fully charged before each use.
- Regularly inspect your board for any damage or loose components.
- The maximum load capacity is 330 lbs (150 kg). Do not exceed this limit.
- This product is UL 2272 certified, ensuring compliance with electrical safety standards.

3. PACKAGE CONTENTS

Upon unboxing your WOWGO Pioneer-4, please verify that all the following items are included:

- WOWGO Pioneer-4 Electric Skateboard
- OLED Remote Control
- 50.4V-2A Charger
- DC Cable
- USB Cable (for remote charging)
- T Allen Key Tool
- Allen Wrench
- User Manual (this document)

Your browser does not support the video tag.

Official unboxing video for the Pioneer-4 Electric Longboard, demonstrating the contents of the package.

Ultra Power Brushless Dual Motor

Super motor takes you anywhere, without worrying about hills or gravel

28MPH

Max Speed

680W*2

Hub Motor Power



Hobbywing 2*680W

22 Miles

Great Mileage

30 Degrees

Climb Steep Hill



Visual representation of the included components and key dimensions of the skateboard.

4. PRODUCT FEATURES

The WOWGO Pioneer-4 is engineered for a powerful and smooth riding experience:

- **Powerful Dual Hub Motors:** Equipped with two 680W brushless hub motors, providing strong acceleration and a top speed of up to 28 mph (45 km/h). Capable of climbing hills with up to a 30° incline.
- **Extended Range Battery:** Features a high-capacity 8.0Ah 12S/2P battery, offering an impressive range of up to 22 miles (35 km) on a single charge.
- **IPX5 Water Resistance:** Designed with IPX5 water resistance, protecting key electronic components from splashes and light rain.
- **Durable Deck Construction:** The 38.5-inch long and 9.4-inch wide deck is constructed from 8-ply maple wood with fiberglass, ensuring both stability and flexibility.
- **Comfortable Concave Design:** The concave shape of the deck reduces foot fatigue during long rides and enhances turning control.
- **90mm Polyurethane Wheels:** Equipped with durable 90mm polyurethane wheels for a smooth ride over various surfaces.
- **Hobbywing V5.0 ESC:** Utilizes a Hobbywing V5.0 Electronic Speed Controller for reliable and responsive performance.

28MPH

Top Speed

680W*2

Hub Motor Power

22.0 Miles

Long Range

30°

Climbing Steep Hill




Stable



Safety

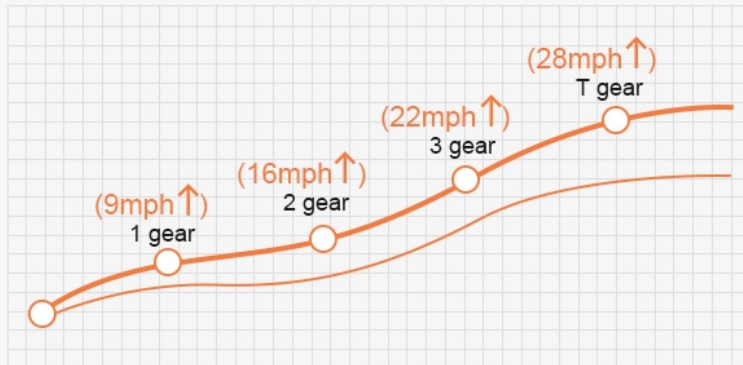


Efficient



Sensitive braking with 4 modes


You can switch between 4 modes to adapt to your daily activities, 1 gear is use-friendly for beginners.



Detailed view of the powerful brushless dual hub motors.




Internal view of the dual hub motors.



The 8-ply maple wood and fiberglass deck construction.



The Hobbywing 5.0 Electronic Speed Controller.



Demonstration of the IPX5 water resistance on the battery enclosure.



The ergonomic concave design of the deck for improved comfort and control.




The battery enclosure, designed for durability and protection.

5. SETUP

Before your first ride, follow these steps to set up your WOWGO Pioneer-4:

1. **Unpack:** Carefully remove all components from the packaging.
2. **Initial Charge:** Connect the 50.4V-2A charger to the skateboard's charging port (located on the battery enclosure) and then plug it into a power outlet. The charging time is approximately 3.5 hours. The indicator light on the charger will change when fully charged.
3. **Charge Remote:** Use the provided USB cable to charge the OLED remote control.
4. **Pairing:** Ensure both the skateboard and remote are powered on. Follow the instructions in the quick start guide (included in the box) to pair the remote with the skateboard.
5. **Inspection:** Before each ride, perform a quick visual inspection. Check for any loose screws, damaged wheels, or signs of wear on the deck. Ensure the trucks are properly tightened.

Detail-oriented SKATEBOARD-Pioneer 4



Nose Guard Protect



8Ply Maple Wood:0.6'



IPX5 Waterproof

Key dimensions of the skateboard, including length, width, and height.

6. OPERATING INSTRUCTIONS

The Pioneer-4 offers versatile riding modes for different skill levels and preferences:

- **Power On/Off:** Press and hold the power button on the skateboard and the remote to turn them on or off.
- **Riding Modes:** The digital remote allows you to switch between 4 riding modes:
 - **Mode 1 (Beginner):** Lowest speed (approx. 9 mph), gentle acceleration and braking. Ideal for new riders.
 - **Mode 2 (Intermediate):** Moderate speed (approx. 16 mph), balanced acceleration and braking.
 - **Mode 3 (Advanced):** Higher speed (approx. 22 mph), stronger acceleration and braking.
 - **T Mode (Turbo/Pro):** Maximum speed (approx. 28 mph), most aggressive acceleration and braking. For experienced riders only.
- **Acceleration & Braking:** Use the throttle wheel on the remote to control speed. Push forward to accelerate, pull back to brake. The sensitive braking system allows for precise control.

- **Turning:** Lean your body in the desired direction to turn the skateboard.



Illustration of the four riding modes and their corresponding speed profiles.

7. MAINTENANCE

Regular maintenance will prolong the life of your electric skateboard:

- **Cleaning:** Wipe down the board with a damp cloth after use. Avoid using harsh chemicals. Do not use high-pressure water jets directly on electronic components.
- **Wheel Inspection:** Check wheels for wear, cracks, or debris. Replace worn wheels as needed.
- **Trucks & Bushings:** Periodically check the tightness of truck bolts and the condition of bushings. Adjust for desired turning responsiveness.
- **Battery Care:** Store the board in a cool, dry place. If storing for extended periods, charge the battery to about 50-60% every 1-2 months to maintain battery health.
- **Grip Tape:** Clean grip tape with a stiff brush to remove dirt and maintain traction.

Trusted Brand + Durable Electric Skateboard



22.0 Miles
Long Range



8000mAh Capacity
Lasting for Years



Concave Deck for
Beginners



Key structural and protective features of the skateboard.

8. TROUBLESHOOTING

If you encounter issues with your WOWGO Pioneer-4, refer to the following common problems and solutions:

Problem	Possible Cause	Solution
Board not turning on	Low battery; Power button not pressed correctly	Charge the board; Press and hold the power button firmly.
Remote not connecting	Remote battery low; Not paired; Interference	Charge remote; Re-pair remote (refer to quick start guide); Move away from sources of interference.
Reduced range/power	Battery degradation; Overload; Riding uphill frequently	Ensure full charge; Reduce load; Adjust riding style. If issues persist, contact support.

Problem	Possible Cause	Solution
Unusual noises	Loose components; Debris in motors/wheels	Inspect and tighten all screws; Clean wheels and motor areas. If noise persists, contact support.
Charging issues (e.g., charger sparking)	Faulty charger; Internal board issue	Immediately unplug and discontinue use. Contact WOWGO customer service for assistance. Do not attempt to repair yourself.

For any issues not listed here or if solutions do not resolve the problem, please contact WOWGO customer support.

9. SPECIFICATIONS

Feature	Specification
Brand	WOWGO
Model Name	Pioneer 4-90mm
Color	Black
Age Range (Description)	Teenager, Youth, Adult
Skill Level	All
Deck Length	38.5 Inches
Deck Width	9.4 Inches
Material	Bamboo, Fiberglass, Maple Wood
Load Capacity	330 Pounds
Wheel Size	90 Millimeters
Charging Time	3.5 Hour
Ply Rating	8 Ply
Power Source	Battery Powered
Wheel Material	Polyurethane Rubber
Durometer Hardness	75A
Item Dimensions LxWxH	38.5 x 11 x 5.7 inches
Manufacturer	Dongguan Tuxing Electronic Technology Co., Ltd
Model Year	2022

10. WARRANTY AND SUPPORT

WOWGO provides a manufacturer's warranty for 180 days (6 months) from the date of purchase. This

warranty covers manufacturing defects. For any warranty claims or technical support, please contact us directly.

Contact Information:

- **Email:** wowgoboard@163.com
- **Seller Name:** WOWGOBOARD
- **Official User Manual (PDF):** [Download PDF](#)

FEATURED ON



WOWGO Online Support Team contact details.