

MEWOOFUN QM053

MEWOOFUN 4-Tier Door-Mounted Cat Climbing Shelf User Manual

Model: QM053

INTRODUCTION

Thank you for choosing the MEWOOFUN 4-Tier Door-Mounted Cat Climbing Shelf. This product is designed to provide a versatile and space-saving climbing and resting area for your indoor cats. Made from high-quality wood and metal, it offers a sturdy and durable structure for multiple cats. Please read this manual carefully before assembly and use to ensure proper installation and safe operation.

SAFETY INFORMATION

- Ensure the door gap is greater than 3 mm and the door thickness is between 40-45 mm for proper and secure installation.
- Each individual platform is designed to support a cat weighing up to 10 kg (22 lbs). The entire structure can safely support up to 4 cats simultaneously.
- Regularly inspect all components for signs of wear, damage, or loosening. Tighten screws and connections as needed.
- Keep small parts and packaging materials away from children and pets during assembly to prevent choking hazards.
- Do not allow children to climb on or play with the cat shelf.
- Place the cat shelf in a stable location, ensuring the door is securely closed when in use.
- Allow your cats a few days to acclimate to the new climbing shelf. You may use treats to encourage them to explore the different levels.

PACKAGE CONTENTS

Before beginning assembly, please verify that all parts listed below are present and undamaged. If any parts are missing or damaged, please contact MEWOOFUN customer support.

- Main vertical support beam(s)
- 4 x Multi-level platforms
- Door hanging brackets

- Silicone anti-slip stickers
- Screw hole stickers
- Assembly hardware (screws, bolts, etc.)
- Assembly tools (if included, e.g., Allen wrench)
- Ball toy (optional accessory)

SETUP AND ASSEMBLY

Follow these steps to assemble your MEWOOFUN Door-Mounted Cat Climbing Shelf. An English instruction manual is included with the product for detailed visual guidance.

1. **Prepare the Door:** Ensure your door meets the required specifications: thickness of 40-45 mm (1.5"-1.7") and a minimum door gap of 3 mm (0.1").

WHICH DOOR FITS?



1.5"-1.7"
Door Thickness



0.1"
Minimum Door Gap



Image: Door compatibility requirements, illustrating door thickness and minimum door gap for installation.

2. **Assemble the Main Frame:** Connect the vertical support beams according to the included instructions.
3. **Attach Platforms:** Securely attach the four multi-level platforms to the main support beam using the provided hardware. Ensure the stable triangular supports are correctly positioned.

Sturdy & Holding up Well



Image: Details of the sturdy construction, highlighting silicone protection, seamless fixation, and stable triangular supports, with a cat on a platform demonstrating the 10kg weight capacity.

4. **Install Door Hanging Brackets:** Attach the door hanging brackets to the top of the assembled frame.
5. **Mount to Door:** Carefully hang the assembled cat shelf over the top of your chosen door. Ensure it is level and stable.
6. **Apply Protection:** Apply the silicone anti-slip stickers and screw hole stickers to reduce friction and protect your door from scratches.
7. **Attach Ball Toy:** If included, attach the ball toy to the designated spot at the bottom of the shelf.



Image: The MEWOOFUN 4-Tier Door-Mounted Cat Climbing Shelf fully assembled and installed on a door, with cats demonstrating its use.

USAGE AND OPERATION

The MEWOOFUN cat climbing shelf provides a multi-level activity area for your cats to climb, view, rest, and scratch.

- **Encouraging Use:** Initially, place your cat's favorite treats or toys on the lower platforms to encourage exploration. Gradually move them to higher levels as your cat becomes comfortable.
- **Activity Zone:** Cats can use the various platforms for climbing, observing their surroundings, napping, and scratching.
- **Mobility:** The door-mounted design allows for easy relocation of the cat shelf from one room to another as needed.


Multi-level Platform for Entertainment



Climbing



Viewing&Resting



Scratching

Image: Cats engaging with the multi-level platforms for climbing, viewing, resting, and scratching activities.

Product Details Presentation



Widened & Thickened Platform
Rounded edges, safe to climb and jump.



Basswood Multilayer Board
Sturdy and durable, safe for cats.



Bottom with a ball toy.

Image: Close-up details of the product, including the widened and thickened platforms with rounded edges for safety, the basswood multilayer board material, and the integrated ball toy.

MAINTENANCE

Proper maintenance will extend the lifespan of your cat climbing shelf.

- **Cleaning:** For wood and metal parts, regularly clean them with a damp cloth. If necessary, use an appropriate cleaner. Be careful to avoid scratching surfaces during cleaning.
- **Metal Parts:** Occasionally, metal parts may need to be polished to restore their original shine.
- **Inspection:** Periodically check all screws and connections to ensure they remain tight. Re-tighten as needed.
- **Carpeted Surfaces:** If any platforms have carpeted surfaces, vacuum them regularly to remove cat hair and debris. Spot clean with a pet-safe cleaner if necessary.

TROUBLESHOOTING

Problem	Possible Cause	Solution
Shelf is wobbly or unstable.	Loose screws or improper installation on the door.	Ensure all screws are tightened. Verify door thickness and gap meet specifications. Re-adjust the shelf on the door for a secure fit. Apply silicone anti-slip stickers if not already done.
Cats are not using the shelf.	Cats need time to adjust or are not enticed.	Place treats, catnip, or favorite toys on the platforms. Encourage them gently. Give them a few days to get used to the new furniture.
Door is getting scratched or damaged.	Insufficient protection or improper installation.	Ensure silicone anti-slip stickers and screw hole stickers are correctly applied to all contact points with the door. Check for any sharp edges on the shelf that might be rubbing against the door.

SPECIFICATIONS

Feature	Detail
Model Number	QM053
Dimensions (H x W x D)	166 cm x 64.5 cm x 30 cm (65.35 in x 25.39 in x 11.81 in)
Weight	5.91 kg (13.03 lbs)
Material	Wood (Basswood Multilayer Board), Metal
Number of Tiers	4
Mounting Type	Door Mount
Max Weight Capacity (per platform)	10 kg (22 lbs)
Recommended Door Thickness	40-45 mm (1.5"-1.7")
Minimum Door Gap	3 mm (0.1")
Special Features	Durable, Easy to Use, Adjustable Platforms, Space-saving

Product Size Information

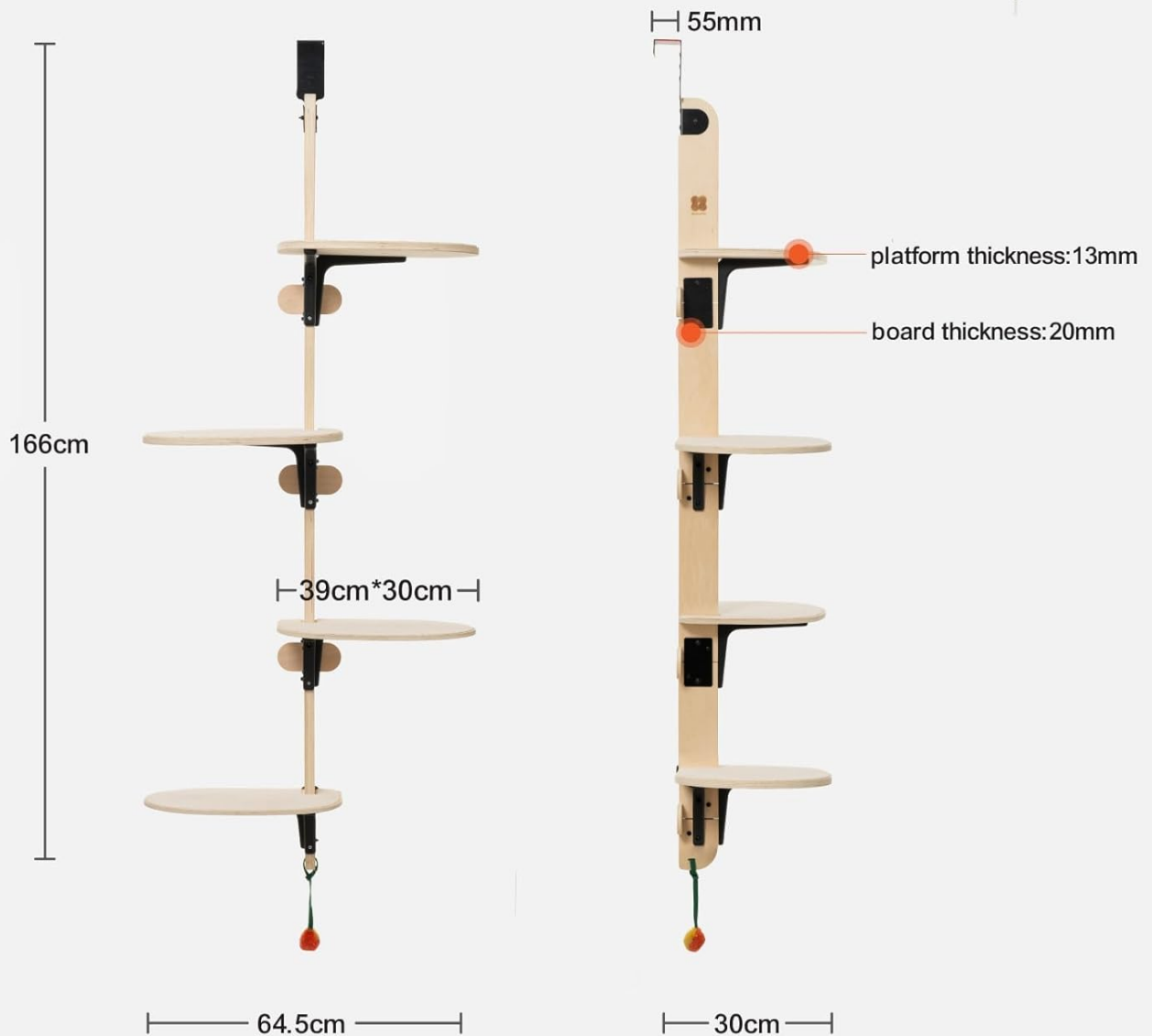


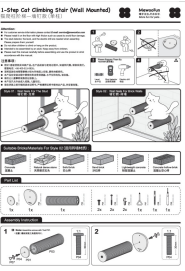

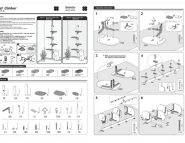
Image: Detailed product dimensions and component thicknesses.

WARRANTY AND SUPPORT

MEWOOFUN products are designed for durability and customer satisfaction. For any questions, concerns, or warranty claims, please contact MEWOOFUN customer support through the retailer where you purchased the product or visit the official MEWOOFUN website for contact information.

Please retain your proof of purchase for warranty purposes.

© 2023 MEWOOFUN. All rights reserved.

	<p>1-Step Cat Climbing Stair (Wall Mounted) - MewooFun Assembly Instructions</p> <p>Assembly instructions for the MewooFun 1-Step Cat Climbing Stair (Wall Mounted). Learn how to safely install this pet furniture using wall studs or brick walls. Includes parts list and step-by-step guidance.</p>
	<p>MewooFun Pet Water Bottle - 580ML Portable and Detachable</p> <p>Discover the MewooFun Pet Water Bottle, a 580ML capacity, portable, and detachable water dispenser designed for pets. Features easy usage, assembly, and versatile use cases for rinsing, drinking, and food.</p>
	<p>MewooFun Cat Climber Assembly Instructions</p> <p>Detailed assembly instructions for the MewooFun Cat Climber, including part lists and step-by-step guidance for installation on studded or brick walls. This guide ensures proper setup for your pet's climbing structure.</p>