

## Smartpower 6101201

# EcoLab SMARTPOWER Dishmachine Detergent User Manual

**MODEL: 6101201**

**Brand: Smartpower**

## 1. PRODUCT OVERVIEW

SMARTPOWER Dishmachine Detergent is a high-performing machine warewashing detergent designed for use in soft to moderate water conditions. It is highly effective on all types of food soils. This concentrated formula features powerful, non-corrosive chemistry and is 99.7% phosphate-free. It is effective on all dishware and can significantly reduce rewash rates, contributing to lower operational costs. Its innovative design also leads to a 97% reduction in packaging compared to traditional solid detergents.

### Key Features:

- Effective in the toughest water conditions and soils.
- Helps reduce rewashing by up to 60%.
- Effective on all dishware.
- Achieves a 97% reduction in packaging waste.
- Non-corrosive formulation.



Figure 1: EcoLab SMARTPOWER Dishmachine Detergent, showing the large roll of concentrated detergent.

## 2. SAFETY INFORMATION

Always read and understand the product label and Safety Data Sheet (SDS) before use. This product is intended for professional use only. Keep out of reach of children.

### Warnings:

- Causes serious eye irritation.
- Wash skin thoroughly after handling.
- **IF IN EYES:** Rinse cautiously with water for several minutes. Remove contact lenses, if present and easy to do. Continue rinsing. If eye irritation persists: Get medical advice/attention.

For emergency health information, contact 1-800-328-0026 (within the United States and Canada). For additional information, refer to the Safety Data Sheet (SDS) for this product.

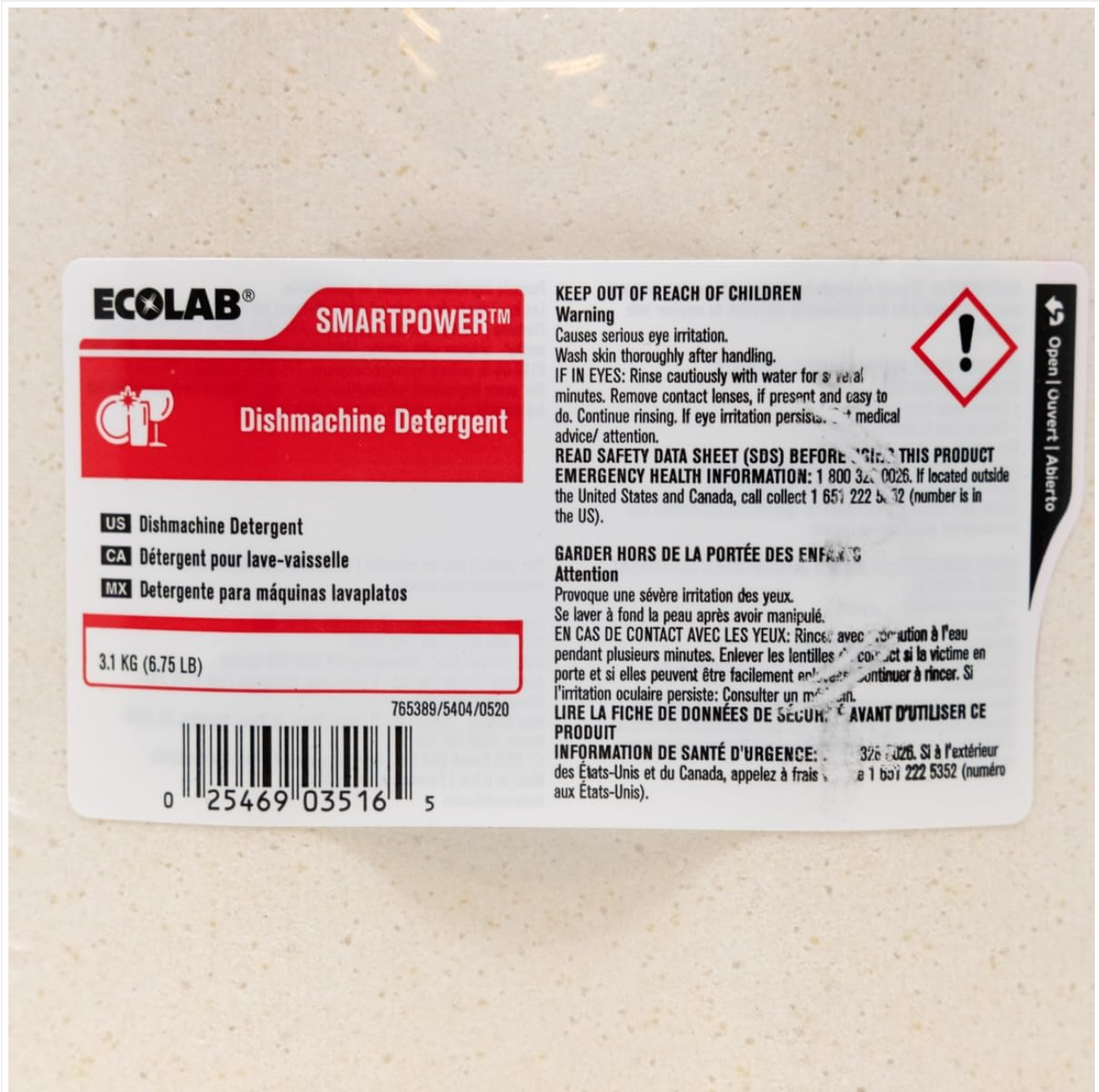


Figure 2: Close-up view of the product label, highlighting safety warnings and handling instructions.

### 3. SETUP AND PREPARATION

The EcoLab SMARTPOWER Dishmachine Detergent is typically supplied in a case containing multiple units. Ensure you have the correct dispensing equipment for solid detergents before installation.



Figure 3: A case of EcoLab SMARTPOWER Dishmachine Detergent, indicating bulk packaging for commercial use.

### Installation into Dispenser:

1. Ensure the dishmachine and detergent dispenser are turned off and safe to access.
2. Open the detergent dispenser compartment according to your dishmachine's instructions.
3. Carefully unwrap one unit of EcoLab SMARTPOWER Dishmachine Detergent.
4. Place the detergent unit into the designated slot within the dispenser. Ensure it is seated correctly to allow for proper dissolution.
5. Close the dispenser compartment securely.
6. Turn on the dishmachine and dispenser, if applicable.

## 4. OPERATING INSTRUCTIONS

This detergent is designed for automatic dispensing systems in commercial dishmachines. The following steps outline the general process for using the detergent with your dishmachine.

### General Usage:

1. Ensure the EcoLab SMARTPOWER Dishmachine Detergent is properly loaded into the dishmachine's automatic dispenser.
2. Load dishes, glassware, and utensils into the dishmachine according to the manufacturer's guidelines, ensuring proper water circulation.
3. Select the appropriate wash cycle for the soil level and type of items being washed.
4. Start the dishmachine. The detergent will be automatically dispensed during the wash cycle.
5. Monitor the wash results. Adjust detergent concentration or cycle settings if necessary, in consultation with your EcoLab service representative.

For optimal performance, ensure your dishmachine is regularly maintained and water hardness levels are appropriate for the detergent's formulation.

## 5. MAINTENANCE AND STORAGE

---

### Detergent Storage:

- Store EcoLab SMARTPOWER Dishmachine Detergent in its original packaging in a cool, dry place.
- Keep containers tightly closed when not in use to prevent moisture absorption.
- Avoid extreme temperatures and direct sunlight.
- Store away from incompatible materials, as specified in the Safety Data Sheet.

### Dispenser Maintenance:

- Regularly inspect the detergent dispenser for any blockages or residue buildup.
- Clean the dispenser as recommended by the dishmachine or dispenser manufacturer to ensure proper flow and dissolution of the detergent.
- Ensure the water supply to the dispenser is clean and free of debris.

## 6. TROUBLESHOOTING

---

If you encounter issues while using EcoLab SMARTPOWER Dishmachine Detergent, consider the following common troubleshooting steps. For persistent problems, contact your EcoLab service representative.

### Common Issues and Solutions:

- **Dishes are not clean / Food soils remain:**
  - Check if the detergent unit is properly loaded and dissolving in the dispenser.
  - Verify that the dishmachine's water temperature is at the recommended level for effective cleaning.
  - Ensure spray arms are not clogged and are rotating freely.
  - Confirm proper loading of dishes to allow water and detergent to reach all surfaces.
  - Assess the soil level; a pre-rinse may be necessary for heavily soiled items.
- **White film or residue on dishes:**
  - This may indicate hard water issues. Consult with EcoLab for water treatment solutions or alternative products.
  - Ensure the rinse aid dispenser is full and functioning correctly.
  - Check for proper detergent concentration; too much or too little can cause issues.
- **Detergent not dissolving:**
  - Verify that the water supply to the dispenser is adequate and at the correct temperature.
  - Inspect the dispenser for blockages or mechanical issues.
  - Ensure the detergent unit is not expired or improperly stored (e.g., exposed to excessive moisture).

## 7. PRODUCT SPECIFICATIONS

---

Attribute	Detail
-----------	--------



Product Name	SMARTPOWER Dishmachine Detergent
Model Number	6101201
Brand	Smartpower (Ecolab)
Item Form	Tablet (Solid)
Scent	Unscented
Material Feature	Concentrated
Package Dimensions	14.5 x 12 x 12 inches
Item Weight	27 Pounds (approx. 6.75 lbs per unit, 4 units per case)
Number of Items	1 (referring to the case quantity)
ASIN	B0C4D3TXF8
UPC	<a href="#">0025469035165</a>
Date First Available	October 20, 2022


## 8. WARRANTY AND SUPPORT






For specific warranty information regarding EcoLab SMARTPOWER Dishmachine Detergent, please refer to your purchase agreement or contact your EcoLab sales representative. As a consumable product, direct product warranties typically cover manufacturing defects.

### Customer Support:

For technical assistance, product inquiries, or to report any issues, please contact EcoLab customer support. Contact information can typically be found on your invoice, EcoLab's official website, or by calling the emergency health information number provided on the product label (1-800-328-0026 for US and Canada). You can also visit the [EcoLab official website](#) for more resources and product information.

### Related Documents - 6101201

	<p><a href="#">Ecolab Lodging Program &amp; Product Guide: Comprehensive Cleaning and Hygiene Solutions</a></p> <p>Explore Ecolab's comprehensive Lodging Program &amp; Product Guide, featuring advanced cleaning, hygiene, and operational solutions for hotels. Discover products and programs for laundry, housekeeping, kitchen, water safety, and pest elimination designed to enhance guest satisfaction and optimize operations.</p>
---	--

	<p><a href="#">Bosch SmartPower MFW25... MMWP2... Fleischwolf Bedienungsanleitung</a></p> <p>Die offizielle Bedienungsanleitung für den Bosch SmartPower Fleischwolf (Modelle MFW25... und MMWP2...). Finden Sie detaillierte Anleitungen zur sicheren und effektiven Nutzung Ihres Geräts.</p>
	<p><a href="#">Bosch SmartPower MFW25... MMWP2... Navodila za uporabo</a></p> <p>Ta uporabniški priročnik vsebuje navodila za uporabo, varnostne napotke in informacije o vzdrževanju za nastavke za mlin za meso Bosch SmartPower, modeli MFW25... in MMWP2....</p>
	<p><a href="#">Cuisinart Mini-Prep Plus Processor DLC-2A Series: Instruction and Recipe Booklet</a></p> <p>User manual and recipe collection for the Cuisinart Mini-Prep Plus Processor (DLC-2A Series), covering unpacking, safety, assembly, operation, processing tips, cleaning, troubleshooting, and a variety of recipes.</p>
	<p><a href="#">Cuisinart SmartPower Duet Blender/Food Processor BFP-703 Series Instruction Manual</a></p> <p>Comprehensive instruction booklet for the Cuisinart SmartPower Duet Blender/Food Processor (Model BFP-703 Series), covering safety, assembly, operation, cleaning, and recipes.</p>
	<p><a href="#">Cuisinart SmartPower Hand Mixers Instruction and Recipe Booklet</a></p> <p>This booklet provides instructions and recipes for Cuisinart SmartPower Electronic Hand Mixers, models HTM-3 and HTM-5. It includes important safety information, features, usage guidelines, and a variety of recipes.</p>