

1HVAC SC-18Z-HH-M2 / SC-09FM-HP230-2

1HVAC Stealth 18000 BTU Ductless Mini Split AC/Heating System User Manual

Model: SC-18Z-HH-M2 / SC-09FM-HP230-2

1. INTRODUCTION

This manual provides comprehensive instructions for the installation, operation, and maintenance of your 1HVAC Stealth 18000 BTU Ductless Mini Split AC/Heating System. Please read this manual thoroughly before operating the unit to ensure proper function and safety. Keep this manual for future reference.

2. SAFETY INFORMATION

WARNING: Improper installation, adjustment, alteration, service, or maintenance can cause property damage, injury, or death. Consult a qualified installer, service agency, or the gas supplier for information or assistance.

- Ensure the unit is installed by a qualified HVAC technician.
- Always disconnect power before performing any maintenance or service.
- Do not block air inlets or outlets on indoor or outdoor units.
- Keep children and pets away from the outdoor unit.
- Use only specified refrigerant (R410a).
- Do not attempt to repair the unit yourself. Contact qualified service personnel.

3. PRODUCT OVERVIEW

The 1HVAC Stealth 18000 BTU Ductless Mini Split AC/Heating System is a high-efficiency dual-zone system designed for versatile climate control. It features advanced technology for optimal performance and user convenience.

3.1 Key Features

- **Energy Efficiency:** The Stealth Pinnacle SC-18Z-HH-M2 heat pump condenser offers up to 23 SEER and 10.5 HSPF, ensuring high energy efficiency and lower operating costs.
- **Extreme Temperature Range:** Operates efficiently in temperatures ranging from -31°F (heating) to

118°F (cooling), providing reliable performance in harsh climates.

- **Pre-Charged and Easy Installation:** Comes pre-charged with R410a refrigerant, requiring only a line set for installation. Additional accessories like line sets and control wires are needed.
- **Durability:** Built with rugged construction and acrylic resin fin coating for enhanced durability, ensuring reliable operation over an extended service life.
- **I-Feel Temp Sensing:** Advanced temperature sensing for precise climate control.

3.2 System Components



Figure 1: Overview of the 1HVAC Stealth 18000 BTU Dual Zone Mini Split System. This image displays two indoor floor/ceiling mounted units, one outdoor condenser unit with a fan, and two remote controls for individual zone management.

4. SETUP AND INSTALLATION

The 1HVAC Stealth Mini Split system is designed for professional installation. While the outdoor condenser comes pre-charged with R410a refrigerant for up to 66 feet of total line set length, proper installation requires specialized tools and knowledge.

- **Professional Installation:** It is highly recommended that a certified HVAC technician performs the installation to ensure compliance with local codes and optimal system performance.
- **Mounting Options:** The indoor air handlers offer flexible mounting options, suitable for both vertical (floor) or horizontal (ceiling) installation. This allows for integration into various spaces, including tight

areas like attics.

- **Required Accessories:** Installation requires connection to household power, line sets, and control wires, which are typically purchased separately.

Your browser does not support the video tag.

Video 1: This video demonstrates the installation and features of a one-way ceiling cassette mini-split unit. While the brand shown is Cooper&Hunter, this video is relevant as the 1HVAC Stealth system supports ceiling cassette indoor units as an air handler option.

For detailed installation steps, please refer to the separate installation guide provided with your unit or consult a professional installer.

5. OPERATING INSTRUCTIONS

Your 1HVAC Stealth system can be controlled via the included remote controls or through the Smart Kit app on your smartphone.

5.1 Remote Control Operation

Each indoor unit is controlled by its dedicated remote. The remote allows you to select operating modes, adjust temperature, fan speed, and access special features.

Your browser does not support the video tag.

Video 2: This video demonstrates the functionality of a mini floor console unit and its remote control. While the brand shown is Cooper&Hunter, this video is relevant as the 1HVAC Stealth system supports floor-mounted indoor units and utilizes similar remote control features.

- **Power Button:** Turns the unit ON or OFF.
- **Mode Button:** Cycles through operating modes: Cool, Heat, Fan, Dry, Auto.
- **Temperature Adjustment:** Use the Up/Down arrows to set the desired temperature.
- **Fan Speed:** Adjusts the fan speed (Low, Medium, High, Auto).
- **Swing:** Activates or deactivates the automatic louver swing for even air distribution.
- **Turbo Mode:** Provides rapid cooling or heating.
- **Sleep Mode:** Adjusts temperature settings for comfortable sleep and energy saving.

5.2 Smart Kit App Control

The system includes a built-in Smart Kit for remote control via a dedicated smartphone application. Download the app from your device's app store to enjoy full control of your unit from anywhere.

- Download the "Smart Kit" app from the Apple App Store or Google Play Store.
- Follow the in-app instructions to connect your unit to your home Wi-Fi network.
- Once connected, you can control all functions of your mini-split system remotely.

6. MAINTENANCE

Regular maintenance ensures the longevity and efficiency of your 1HVAC Stealth Mini Split system. Always disconnect power before performing any maintenance.

- **Air Filter Cleaning:** Clean the indoor unit's air filters every 2-4 weeks, or more frequently if the unit is used heavily or in dusty environments. Wash with mild detergent and warm water, then dry thoroughly.

before reinstallation.

- **Outdoor Unit Cleaning:** Keep the outdoor condenser coil free of debris, leaves, and dirt. Periodically rinse the coil with a garden hose. Ensure the area around the outdoor unit is clear for proper airflow.
- **Professional Inspection:** Schedule an annual professional inspection and cleaning by a certified HVAC technician to check refrigerant levels, electrical connections, and overall system health.

7. TROUBLESHOOTING

Before contacting customer support, please refer to the following common issues and solutions:

Problem	Possible Cause	Solution
Unit does not turn on.	No power, remote control batteries low, circuit breaker tripped.	Check power supply, replace remote batteries, reset circuit breaker.
Insufficient cooling/heating.	Dirty air filters, blocked outdoor unit, incorrect mode setting, low refrigerant.	Clean filters, clear obstructions, verify mode, contact technician for refrigerant check.
Unusual noise.	Loose parts, debris in fan, refrigerant flow noise (normal).	Inspect for loose parts, remove debris, consult technician if noise is persistent or loud.
Water leakage from indoor unit.	Clogged drain pipe, improper installation.	Clear drain pipe, contact installer for inspection.

If the issue persists after attempting these solutions, please contact 1HVAC customer support or a qualified service technician.

8. SPECIFICATIONS

Feature	Detail
Brand Name	1HVAC
Model Info	SC-18Z-HH-M2 / SC-09FM-HP230-2
Product Dimensions	14.6 x 36.2 x 31.1 inches (Outdoor Unit)
Efficiency	23 SEER, 10.5 HSPF
Installation Type	Split System
Form Factor	Mini-Split (Floor/Ceiling Mount)
Special Features	I-Feel Temp Sensing
Refrigerant	R-410A
Power Source	Corded Electric
Heating Range	-31°F to 75°F
Cooling Range	0°F to 118°F

9. WARRANTY AND SUPPORT




Your 1HVAC Stealth Mini Split system comes with a comprehensive warranty:




- **Standard Warranty:** 5-year parts and 7-year compressor warranty.
- **Extended Warranty:** Register your product online to extend the compressor warranty to 14 years. Extended coverage is subject to proper installation by a certified professional.
- **First-Year Unit Replacement:** Includes a 12 + 1 warranty with first-year unit replacement.

For warranty claims, technical support, or to register your product, please visit the official 1HVAC website or contact their customer service department. Ensure you have your model number and proof of purchase readily available.

© 2023 1HVAC. All rights reserved. Information in this manual is subject to change without notice.

Related Documents - SC-18Z-HH-M2 / SC-09FM-HP230-2

 <p>1HVAC PHP-50 / PHP-65 / PHP-80 / PHP-110 / PHP-140 Inverter Heat Pump for Swimming Pools Please read the manual in real time.</p> <p>AIR-CONDITIONING & HEATING SYSTEM</p>	<p>1HVAC Inverter Heat Pump for Swimming Pools: User Manual</p> <p>Comprehensive user manual for 1HVAC Inverter Heat Pumps (PHP-50, PHP-65, PHP-90, PHP-110, PHP-140) for swimming pools, covering installation, operation, maintenance, troubleshooting, and warranty.</p>
 <p>STEALTH PINNACLE MULTI-ZONE SERIES HIGH-WALL DUCTLESS AIR CONDITIONING & HEATING SYSTEM OWNER'S MANUAL</p> <p>Models: SC-09W-HP230 SC-12W-HP230 SC-18W-HP230 SC-24W-HP230</p>	<p>Stealth Pinnacle Multi-Zone Series High-Wall Ductless Air Conditioning & Heating System Owner's Manual</p> <p>Comprehensive owner's manual for the Stealth Pinnacle Multi-Zone Series high-wall ductless air conditioning and heating systems. Covers installation, operation, system functions, remote control, troubleshooting, care, and energy-saving tips for models SC-09W-HP230, SC-12W-HP230, SC-18W-HP230, and SC-24W-HP230.</p>
 <p>STEALTH PINNACLE WALL MOUNT DUCTLESS AIR CONDITIONING & HEATING SYSTEM OWNER'S MANUAL</p> <p>Models: SC-09W-HP230 SC-12W-HP230 SC-18W-HP230 SC-24W-HP230</p>	<p>Stealth Pinnacle Wall Mount Ductless Air Conditioning & Heating System Owner's Manual</p> <p>Comprehensive owner's manual for the Stealth Pinnacle series of wall mount ductless air conditioning and heating systems. Covers safety precautions, system functions, remote control operation, smart control features, troubleshooting common issues, care and cleaning instructions, energy saving tips, and warranty information.</p>

	<p>Stealth Pinnacle Multi-Zone Series Installation Manual: SC-09W-HP230 to SC-24W-HP230</p> <p>Comprehensive installation manual for the Stealth Pinnacle Multi-Zone Series high-wall ductless air conditioning and heating systems. Covers safety, system requirements, installation procedures, testing, troubleshooting, and diagnostic codes for models SC-09W-HP230, SC-12W-HP230, SC-18W-HP230, and SC-24W-HP230.</p>
	<p>STEALTH Multi-Room Ductless Heat Pump System SC-27Z-HH-M3 Submittal Data</p> <p>Detailed submittal data for the STEALTH SC-27Z-HH-M3 24000 BTU Multi-Room Ductless Heat Pump System, including general features, system ratings, outdoor unit specifications, dimensions, performance data, and capacity combinations.</p>
	<p>ACiQ 6K-60K Extreme Heat Single-Zone Condensers: Nominal Capacity Performance Data</p> <p>Detailed nominal capacity performance data for ACiQ 6K-60K Extreme Heat Single-Zone Condensers, including heating and cooling performance tables and charts for various air handler models across a wide range of outdoor temperatures. Covers Ceiling Cassette, Concealed Duct, Console/Floor-Ceiling, Slim Ceiling Cassette, and Wall Mounted air handlers.</p>