



[Manuals.plus](#) /

› [PawHut](#) /

› PawHut Dog Crate Furniture for Large Dogs or Double Dog Kennel for Small Dogs with Shelves, Sliding Doors, 47" x 23.5" x 35", White
- Instruction Manual

PawHut D02-089V80WT

PawHut Dog Crate Furniture Instruction Manual

Model: D02-089V80WT

INTRODUCTION

This manual provides essential information for the safe and effective assembly, operation, and maintenance of your PawHut Dog Crate Furniture. Designed to serve as both a comfortable living space for your pet and a functional piece of furniture, this unit features a versatile design with a removable divider and convenient sliding doors. Please read all instructions carefully before beginning assembly or use.



PawHut
by AOSOM

The PawHut Dog Crate Furniture integrated into a home environment, showcasing its dual functionality as a pet enclosure and a stylish furniture piece.

SAFETY INFORMATION

WARNING: This product contains chemicals known to the State of California to cause cancer and birth defects or other reproductive harm. For more information, go to www.P65Warnings.ca.gov.

- Ensure all parts are present and undamaged before assembly.
- Do not allow children to climb on or play inside the crate.
- Place the furniture on a flat, stable surface.
- Do not exceed the recommended weight capacity for pets or items on shelves.
- Keep small parts and packaging materials away from children and pets.

COMPONENTS OVERVIEW

The PawHut Dog Crate Furniture is constructed from engineered wood and alloy steel components. Key features include a spacious tabletop, two open shelves, and two sliding doors with secure locks. A removable divider panel is

included for flexible configuration.



A detailed front view of the dog crate furniture, highlighting its design and features.

SETUP AND ASSEMBLY

Assembly of the PawHut Dog Crate Furniture is required. Please follow the included step-by-step instructions provided in the packaging for detailed guidance. Ensure all screws and fasteners are securely tightened before use.

Key Assembly Features:

- **Removable Divider Panel:** The unit includes a divider panel that can be installed to create two separate compartments for smaller dogs, or removed to form a single large space for a larger dog.




TWO-ROOM DESIGN



It comes with a divider panel, which is removable.



Without
Divider Panel:
Large Dogs



With
Divider Panel:
2 Small Dogs

Illustration of the removable divider panel, allowing the crate to be configured for one large dog or two small dogs.

- **Sliding Doors:** The front features two sliding doors that operate on a track system. These doors provide easy access to the interior and save space compared to traditional hinged doors.

**EASY
ACCESS**

2 Sliding Doors



Lock



Handles

Detailed view of the sliding doors, highlighting the handles and secure latch for pet containment.



A close-up of the smooth-gliding track system for the sliding doors, ensuring easy operation.

Official product video demonstrating the features and functionality of the PawHut Dog Crate Furniture, including its use in a home setting.

OPERATING AND USAGE

This furniture piece is designed for indoor use and can accommodate pets based on its configuration. The open shelves above the crate provide additional storage or display space.

Pet Accommodation:

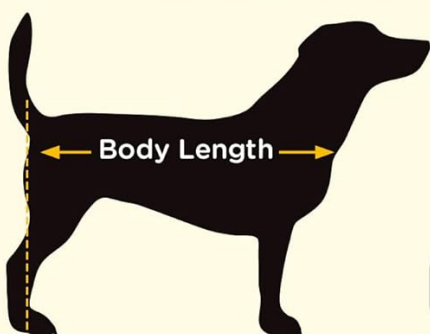


- **Large Single Room:** Suitable for dogs under 23.5 inches in body length, up to 66 lbs.
- **Two Rooms (with divider):** Each room is suitable for small dogs under 13.75 inches in body length, up to 18 lbs.

Always measure your pet's body length before purchasing to ensure proper fit and comfort.

LARGE SINGLE ROOM 2 SMALL ROOMS

Suitable for large dogs

Suitable for small dogs 



NOTE:

Please measure the body length of your pet before purchasing.

Body length < 23.5"



Suitable for dogs up to **66** lbs

Visual guide for selecting the appropriate crate configuration based on your dog's size and body length.

MAINTENANCE

To maintain the appearance and longevity of your PawHut Dog Crate Furniture, regular cleaning is recommended.

- **Cleaning:** Simply wipe the surfaces with a soft, damp cloth. Avoid using harsh chemicals or abrasive cleaners, as these may damage the finish.
- **Inspection:** Periodically check all screws and connections to ensure they remain tight. Re-tighten if necessary.

EASY TO CLEAN



Just wipe it with a cloth



The smooth surface of the furniture allows for easy cleaning with a simple wipe.

TROUBLESHOOTING

If you encounter any issues with your PawHut Dog Crate Furniture, consider the following common solutions:

- **Wobbly Structure:** Ensure all assembly screws are fully tightened. Check that the unit is placed on a level surface.
- **Sliding Doors Sticking:** Inspect the tracks for any debris or obstructions. Ensure the doors are properly aligned on the tracks.
- **Pet Discomfort:** Ensure the crate size is appropriate for your pet. Provide comfortable bedding and toys inside. Never force a pet into the crate.

For persistent issues or concerns not addressed here, please contact customer support.

SPECIFICATIONS

Feature	Detail
---------	--------

Overall Dimensions	47.25" W x 23.5" D x 34.75" H
Interior Dimensions	44.75" L x 20.25" W x 23.75" H
Item Weight	114.8 pounds
Material	Alloy Steel, Engineered Wood
Specific Uses	Indoor
Model Number	D02-089V80WT



Comprehensive dimension diagram for the PawHut Dog Crate Furniture.

WARRANTY AND SUPPORT

Your PawHut Dog Crate Furniture comes with a 30-day easy return policy. For specific warranty details or to inquire about customer support, please refer to the documentation included with your purchase or contact Aosom Direct, the seller, directly. Their customer support team is available to assist with any product-related questions or

concerns.

For general inquiries, you may visit the PawHut Store on Amazon or contact Aosom Direct customer service.

© 2023 PawHut. All rights reserved.