

TCL 43C645

TCL 43C645 43-inch 4K Ultra HD Smart QLED Google TV User Manual

Model: 43C645 | Brand: TCL

1. INTRODUCTION

This manual provides essential information for setting up, operating, and maintaining your TCL 43C645 43-inch 4K Ultra HD Smart QLED Google TV. Please read it thoroughly before using the product to ensure safe and optimal performance. Keep this manual for future reference.

2. IMPORTANT SAFETY INFORMATION

Always follow basic safety precautions when using this television to reduce the risk of fire, electric shock, and injury.

- **Power Source:** Connect the TV only to an AC power outlet of the specified voltage.
- **Ventilation:** Ensure adequate ventilation around the TV. Do not block ventilation openings.
- **Water and Moisture:** Do not expose the TV to rain or moisture. Do not place objects filled with liquids, such as vases, on the TV.
- **Cleaning:** Unplug the TV from the power outlet before cleaning. Use a soft, dry cloth. Do not use liquid cleaners or aerosol cleaners.
- **Placement:** Place the TV on a stable, level surface. Avoid placing it in direct sunlight or near heat sources.
- **Cables:** Route all cables safely to prevent tripping hazards.
- **Servicing:** Do not attempt to service this product yourself. Refer all servicing to qualified service personnel.

3. WHAT'S IN THE BOX

Verify that all components are present upon unpacking:

- 1 LED TV (TCL 43C645)
- 1 Table Top Stand

- 1 User Manual (this document)
- 1 Remote Control
- 2 AAA Batteries (for remote control)
- 1 Wall Mount (for optional wall installation)



Image: Front view of the TCL 43C645 QLED Google TV.

4. SETUP GUIDE

4.1 Attaching the Stand

If you are not wall-mounting the TV, attach the included table-top stand:

1. Carefully place the TV face-down on a soft, clean surface to prevent screen damage.
2. Align the stand brackets with the screw holes on the bottom of the TV.
3. Secure the stand using the provided screws. Ensure the stand is firmly attached.



Image: Side and bottom views of the TV, illustrating stand attachment points.

4.2 Wall Mounting (Optional)

If you choose to wall-mount your TV, use the included wall mount and follow its specific instructions. Professional installation is recommended for wall mounting.

4.3 Connecting Peripherals

Connect your devices to the TV using the available ports:

- **HDMI Ports (3):** For set-top boxes, Blu-ray players, gaming consoles.
- **USB Port (1):** For external storage devices.
- **Headphone Output:** For connecting headphones.
- **LAN Port:** For wired internet connection.
- **Optical Audio Output:** For connecting to external audio systems.



See details in a detail



Image: Detailed view of the TV's rear panel, highlighting USB, LAN, HDMI, Cable/Antenna, AV In, Headphone, and Optical ports.

4.4 Initial Power On and Configuration

1. Plug the power cord into an electrical outlet.
2. Press the power button on the remote control or on the TV.
3. Follow the on-screen instructions to complete the initial setup, including language selection, network connection (Wi-Fi or Ethernet), and Google account sign-in.

5. OPERATING INSTRUCTIONS

5.1 Remote Control

The included remote control provides access to all TV functions. Insert the two AAA batteries into the remote control, ensuring correct polarity.




Image: The TV remote control, showing dedicated buttons for Netflix, Prime Video, YouTube, and TCL Channel, along with Google Assistant functionality.

- **Power Button:** Turns the TV on or off.
- **Navigation Buttons:** Use the directional pad to navigate menus.
- **OK Button:** Confirms selections.
- **Back Button:** Returns to the previous screen.
- **Home Button:** Accesses the Google TV home screen.
- **Volume Buttons:** Adjusts volume.
- **Channel Buttons:** Changes channels.
- **Quick Access Buttons:** Dedicated buttons for Netflix, Prime Video, YouTube, and TCL Channel.
- **Google Assistant Button:** Activates voice control.

5.2 Google TV Interface

Your TCL 43C645 runs on Google TV, offering a personalized experience with content recommendations and easy access to streaming services.

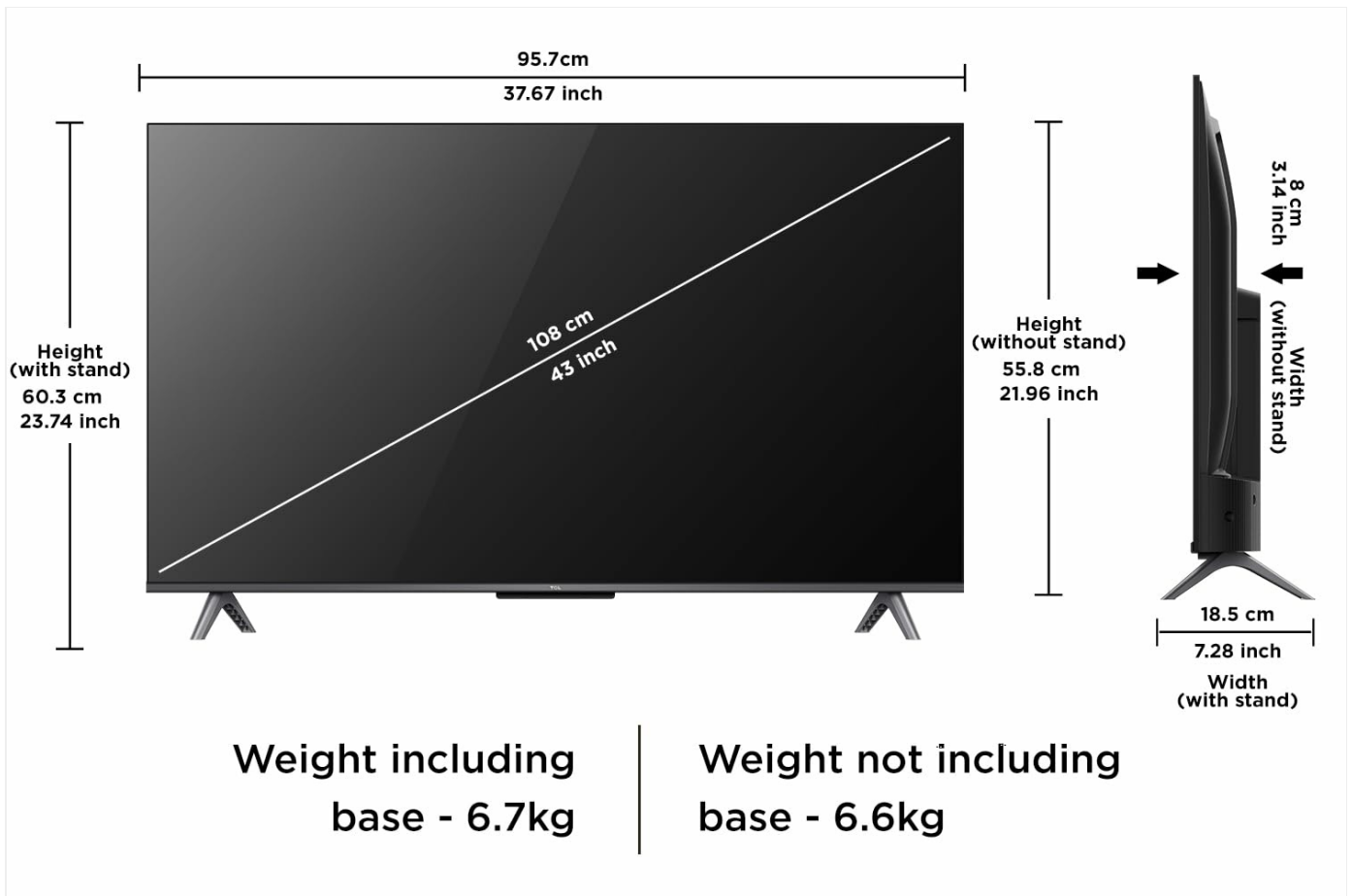


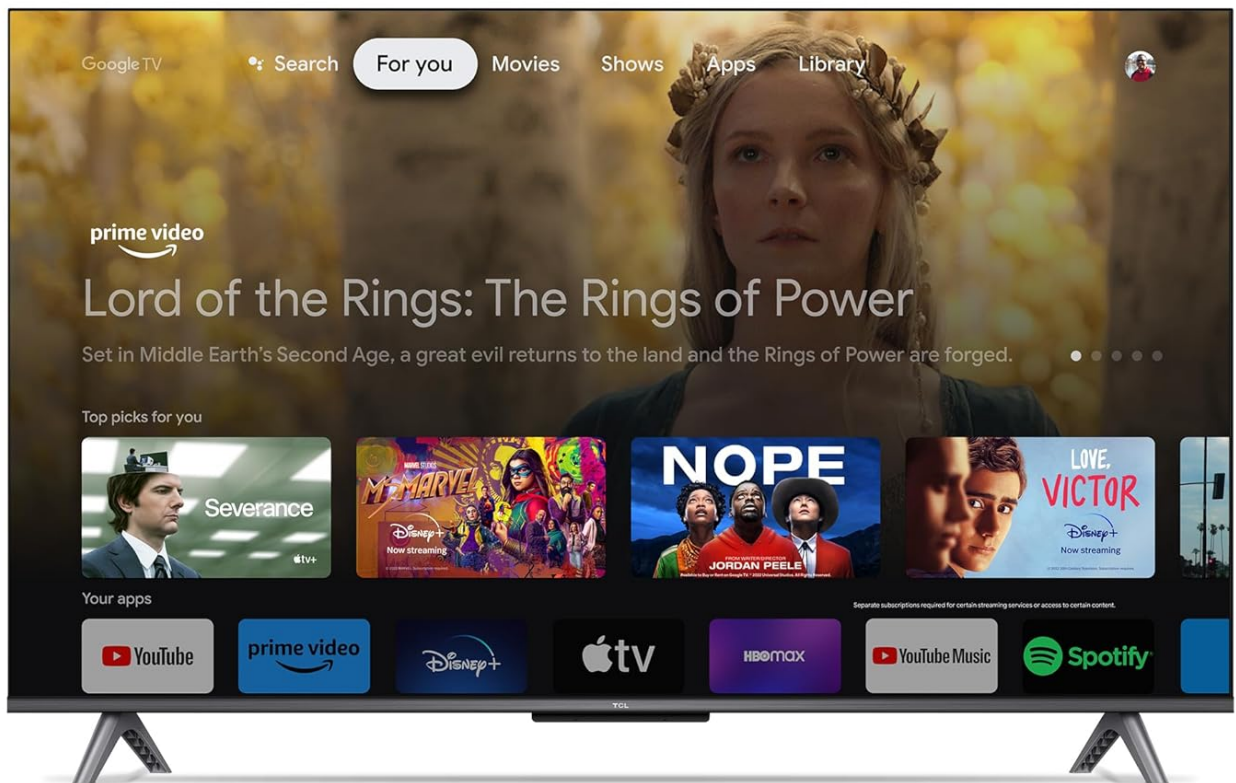
Image: The Google TV home screen displaying popular streaming applications like YouTube, Prime Video, Disney+ Hotstar, SonyLIV, Netflix, ZEE5, ALTBalaji, Voot Select, Google Play, and JioCinema.

- **Home Screen:** Provides quick access to recommended content, installed apps, and settings.
- **Apps:** Download and manage applications from the Google Play Store.
- **Voice Control:** Use the Google Assistant button on your remote for hands-free voice commands.

6. KEY FEATURES

6.1 Display Technology

- **4K Ultra HD (3840 x 2160):** Delivers sharp, detailed images.
- **QLED Display:** Quantum Dot technology provides vibrant colors and improved brightness.
- **Dolby Vision & HDR 10+:** Enhances contrast and color accuracy for a more dynamic viewing experience.
- **4K HDR Pro:** Optimizes HDR content for superior picture quality.
- **AI PQ 3.0 Engine:** Artificial Intelligence Picture Quality engine for real-time image optimization.
- **MEMC (Motion Estimation, Motion Compensation):** Reduces motion blur in fast-moving scenes.
- **178 Degree Wide Viewing Angle:** Ensures consistent picture quality from various positions.



Google TV




Image: A split screen comparison demonstrating the enhanced detail and color provided by HDR10+ technology on the QLED display.

6.2 Audio Technology

- **30 Watts Output:** Provides clear and powerful sound.
- **Dolby Atmos:** Delivers immersive, three-dimensional audio.
- **DTS Virtual:X:** Creates a virtual surround sound experience.
- **Integrated Speaker Boxes (Bottom Side):** Optimized speaker placement for enhanced audio.



Image: A visual representation of Dolby Atmos audio technology, showing sound waves emanating from the TV for an immersive experience.

6.3 Smart TV Capabilities

- **Google TV OS:** Access to a vast library of apps and content.
- **2GB RAM / 16GB Flash Memory:** Ensures smooth operation and ample storage for apps.
- **64-bit Quad Core Processor:** Powers fast performance and responsiveness.
- **Game Master 2.0:** Features like ALLM (Auto Low Latency Mode) for optimized gaming.
- **Wi-Fi & Bluetooth:** Wireless connectivity for internet and peripherals.
- **Hands-free Voice Control:** Control your TV and smart home devices using voice commands.
- **Works with Alexa:** Integrates with Amazon Alexa for additional control options.

7. CONNECTIVITY

The TCL 43C645 offers a range of connectivity options:

- **HDMI 2.1 (3 Ports):** Supports high-bandwidth connections for 4K content and gaming consoles. One port supports eARC for enhanced audio return channel.
- **USB (1 Port):** For connecting USB drives to play media or update firmware.
- **Ethernet (LAN):** For a stable wired internet connection.
- **Wi-Fi:** Built-in wireless connectivity for internet access.
- **Bluetooth:** For connecting wireless headphones, soundbars, or other Bluetooth devices.
- **AV In:** For connecting older devices with composite video and stereo audio outputs (adapter may be required).
- **Optical Digital Audio Out:** For connecting to external audio receivers or soundbars.
- **Headphone Out:** For private listening.

8. MAINTENANCE AND CARE

- **Cleaning the Screen:** Gently wipe the screen with a soft, lint-free cloth. For stubborn marks, lightly dampen the cloth with water or a specialized screen cleaner (do not spray directly on the screen).
- **Cleaning the Cabinet:** Use a soft, dry cloth to wipe the TV cabinet.
- **Ventilation:** Keep the ventilation openings clear of dust and obstructions.
- **Power Cord:** Regularly check the power cord for any damage.
- **Long-Term Storage:** If storing the TV for an extended period, unplug it and cover it to protect from dust.

9. TROUBLESHOOTING

Refer to the following table for common issues and their solutions:

Problem	Possible Cause	Solution
No power	Power cord unplugged; no power to outlet.	Check power cord connection; test outlet with another device.
No picture, but sound is present	Incorrect input source; display settings issue.	Press the "Input" button on the remote to select the correct source; check picture settings.
No sound, but picture is present	Volume muted or too low; audio cable loose.	Unmute volume or increase level; check audio cable connections.
Remote control not working	Batteries depleted or incorrectly inserted; obstruction.	Replace batteries; ensure clear path to TV's IR sensor.
Wi-Fi connection issues	Incorrect password; router issues; TV too far from router.	Re-enter password; restart router; move TV closer or use Ethernet.
Slow performance / App crashes	Too many apps running; system cache full.	Close unused apps; clear cache in settings; restart TV.

If the problem persists after trying these solutions, please contact TCL customer support.

10. PRODUCT SPECIFICATIONS

Feature	Detail
Brand	TCL
Model	43C645
Screen Size	43 Inches (108 cm)
Display Technology	QLED
Resolution	4K Ultra HD (3840 x 2160)
Refresh Rate	60 Hz
Operating System	Google TV
Processor	64-bit Quad Core Processor

Feature	Detail
RAM	2 GB
Storage	16 GB Flash Memory
Audio Output	30 Watts
Audio Technology	Dolby Atmos, DTS Virtual:X
Video Technology	Dolby Vision, HDR 10+, 4K HDR Pro, AI PQ 3.0 Engine, MEMC
Connectivity	3 HDMI Ports (HDMI 2.1), 1 USB Port, Wi-Fi, Bluetooth, Ethernet, Headphone Out, Optical Out, AV In
Voice Control	Hands-Free Voice Control, Works with Alexa
Dimensions (with stand)	95.7 cm (W) x 60.3 cm (H) x 18.5 cm (D)
Weight (with stand)	6.7 kg
Power Consumption (On-mode)	130 Watts
Model Year	2023

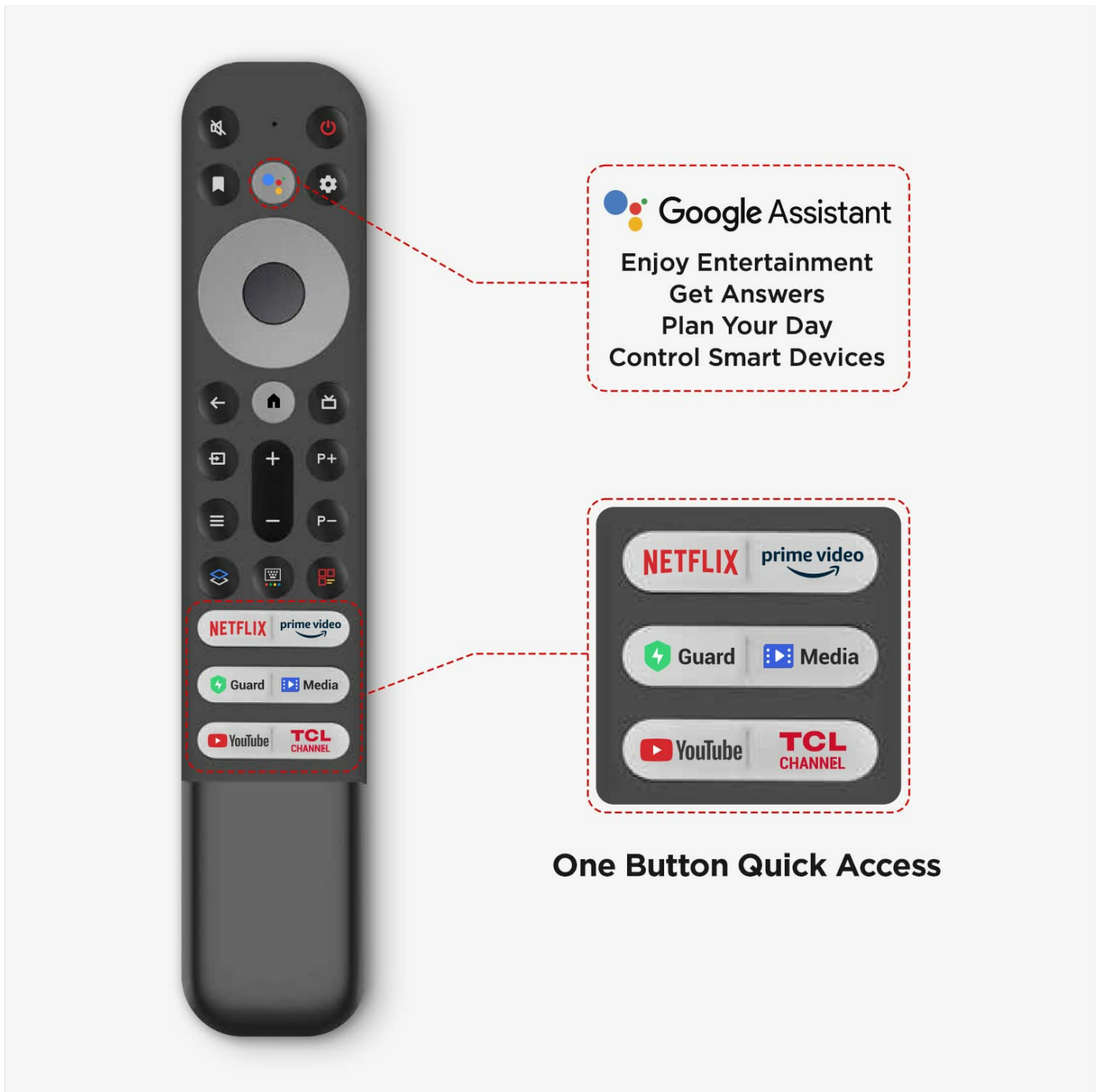


Image: Diagram showing the dimensions of the TCL 43C645 TV, including height, width, and depth with and without the stand, and weight information.

11. WARRANTY AND SUPPORT

Warranty Information: Your TCL 43C645 television comes with a 2-year warranty provided by the manufacturer from the date of purchase. Please retain your purchase invoice for warranty claims.

Installation and Demo: For installation, wall mounting, or product demonstration requests, please contact TCL brand support directly. Refer to the brand's official website for toll-free numbers and provide your product's model name (43C645) and seller details from your invoice.

Returns: This product is eligible for replacement within 10 days of delivery in case of any product defects, damage, or features not matching the description. Refer to the retailer's return policy for details.

For further assistance, visit the official TCL support website or contact their customer service.



