

## Vente-unique VELONA

# Vente-unique VELONA Bed with 2 Drawers (140 x 190 cm) - Instruction Manual

Model: VELONA | Brand: Vente-unique

## 1. PRODUCT OVERVIEW

The Vente-unique VELONA Bed is a contemporary bed frame designed for a 140 x 190 cm mattress. It features a natural and black finish, constructed from particle board with a melamine coating. This model includes two integrated sliding drawers for storage, a slatted base, and a mattress.

### Key Features:

- Bed size: 140 x 190 cm (2-person)
- Integrated storage: 2 sliding drawers
- Material: Particle board with melamine finish
- Color: Natural light and black
- Includes: Slatted base and mattress



Image 1.1: The Vente-unique VELONA Bed, showcasing its two integrated storage drawers, included mattress, and slatted base.

## 2. SAFETY INFORMATION

Please read and understand all safety instructions before assembling or using the bed. Failure to follow these instructions may result in injury or damage to the product.

- **Assembly:** Assemble the bed on a soft, clean surface to prevent scratches. Ensure all components are present before starting. Do not overtighten screws.
- **Stability:** Ensure the bed is placed on a level surface. Regularly check all fasteners to ensure they remain tight.
- **Weight Capacity:** Do not exceed the recommended weight capacity for the bed frame and drawers. The drawers have a maximum weight capacity of 11 kg (25 lb) each.
- **Children:** Keep small parts away from children during assembly. This product is not a toy.
- **Moving the Bed:** If you need to move the bed, lift it rather than dragging it to prevent damage to the frame and floor.



Image 2.1: Illustration of drawer weight capacity. Each drawer can hold a maximum of 11 kg (25 lb).

## 3. ASSEMBLY INSTRUCTIONS

The Vente-unique VELONA Bed is designed for self-assembly. It is recommended to have two people for assembly. Please follow the steps below carefully.

### 3.1. Unpacking and Preparation

1. Open all packages and lay out the components on a clean, soft surface (e.g., a rug or blanket) to prevent scratches.
2. Verify that all parts and hardware listed in the included assembly guide are present.

### 3.2. Bed Frame Assembly

1. Begin by attaching the side rails to the headboard and footboard using the provided hardware. Ensure all connections are secure but do not fully tighten until the frame is complete.
2. Once the main frame is assembled, gently tighten all screws and bolts.

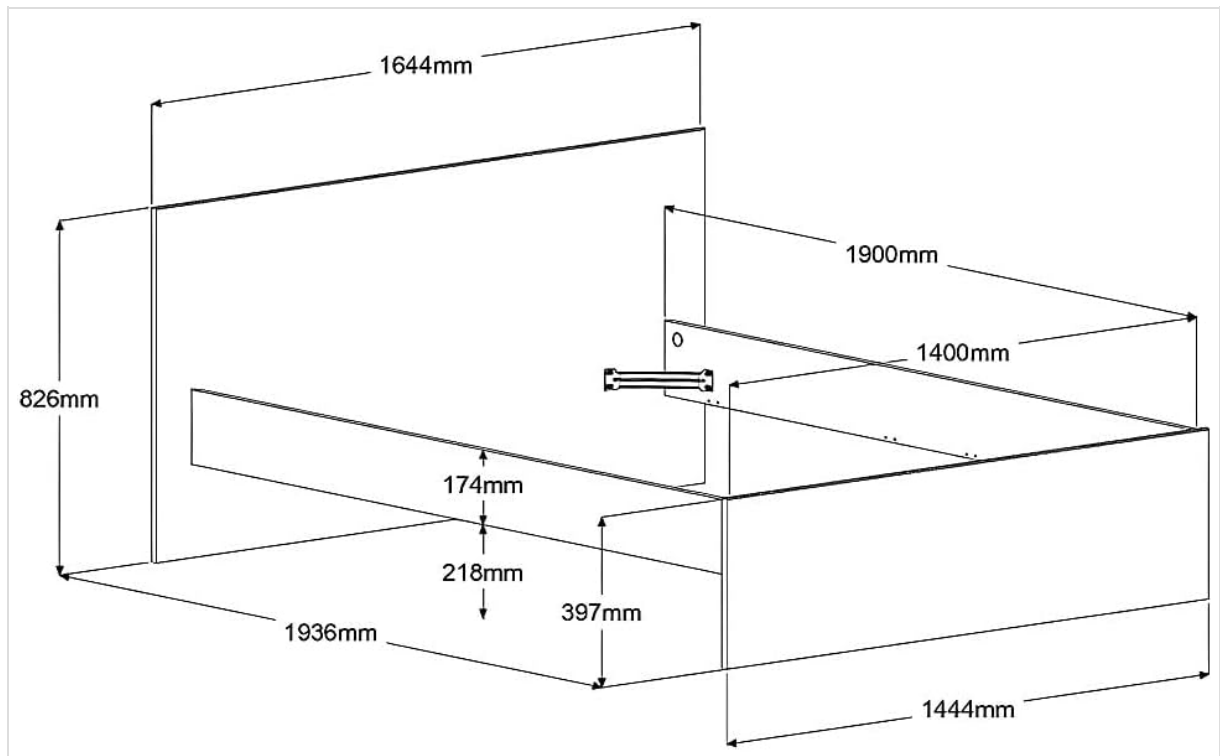


Image 3.1: Bed frame dimensions (Length: 193.6 cm, Width: 164.4 cm, Height: 82.6 cm).

### 3.3. Drawer Assembly

1. Assemble the two storage drawers according to the separate drawer assembly instructions provided in the packaging.
2. Install the drawer slides onto the bed frame and the drawers.
3. Insert the assembled drawers into their respective compartments under the bed frame.

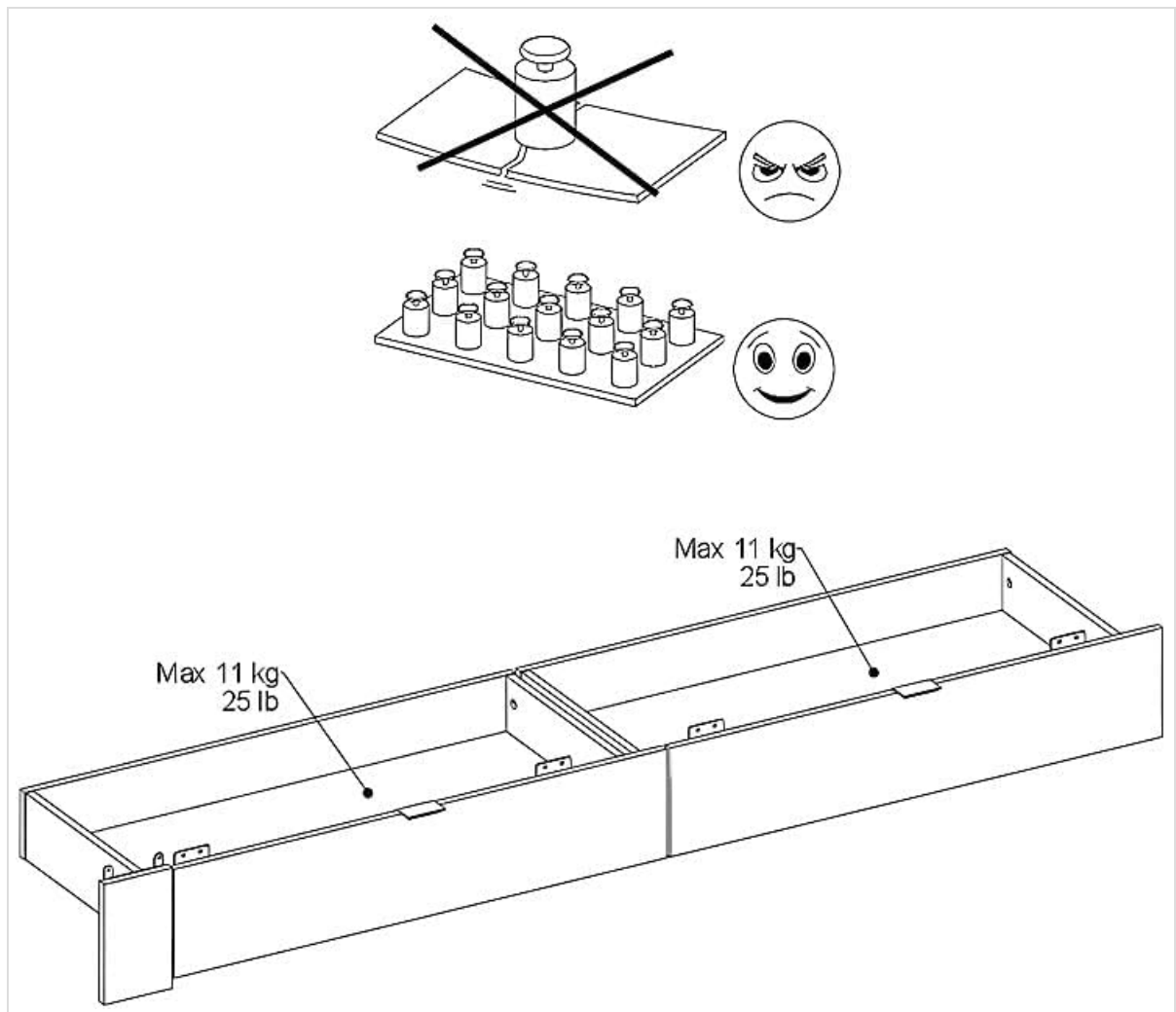


Image 3.2: Drawer dimensions (Length: 92.9 cm, Width: 50.8 cm, Height: 19.6 cm).

### 3.4. Slatted Base and Mattress Installation

1. Place the slatted base onto the bed frame supports. Ensure it is securely seated.
2. Unpack the mattress and place it on top of the slatted base. Allow the mattress to fully expand if it was compressed for shipping.

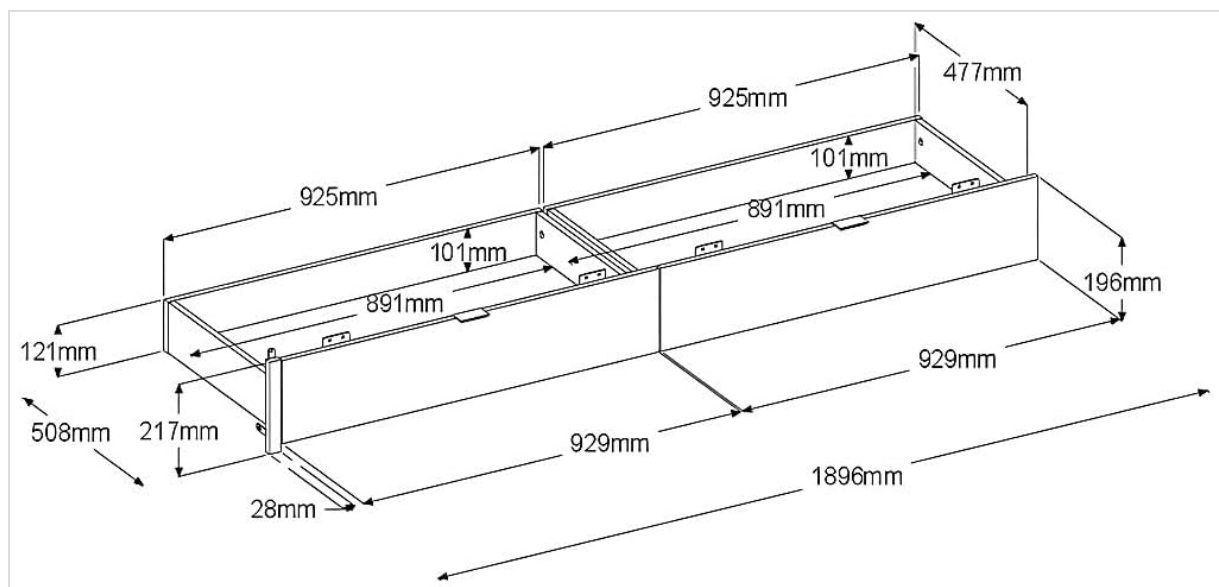


Image 3.3: The included slatted bed base.

## 4. USAGE

---

The Vente-unique VELONA Bed is designed for sleeping and relaxation. The integrated drawers provide convenient storage for bedding, clothing, or other personal items.

- **Drawer Operation:** The drawers slide smoothly on their runners. Pull gently to open and push firmly to close.
- **Storage:** Distribute weight evenly within the drawers and do not overload them beyond 11 kg (25 lb) each.



Image 4.1: The bed with one drawer open, illustrating its storage functionality.

## 5. MAINTENANCE

---

Proper care will extend the life and appearance of your Vente-unique VELONA Bed.

- **Cleaning:** Wipe surfaces with a soft, damp cloth. Avoid abrasive cleaners or harsh chemicals, as these can damage the melamine finish.
- **Spills:** Clean up spills immediately to prevent staining or damage to the particle board.
- **Fasteners:** Periodically check all screws and bolts and tighten them if necessary to maintain stability.
- **Sunlight:** Avoid prolonged exposure to direct sunlight, which can cause fading or discoloration.

## 6. TROUBLESHOOTING

---

If you encounter any issues with your Vente-unique VELONA Bed, refer to the following common solutions:

- **Wobbly Frame:** Check all assembly screws and bolts. Tighten any that are loose. Ensure the bed is on a level surface.

- **Drawers Not Sliding Smoothly:**
  - Ensure the drawers are not overloaded.
  - Check that the drawer runners are clean and free of debris.
  - Verify that the drawers were assembled correctly and are aligned with the bed frame runners.
- **Missing Parts:** If you find any parts missing during assembly, contact Vente-unique customer service immediately.

## 7. SPECIFICATIONS

Feature	Detail
Brand	Vente-unique
Model Number	VELONA
Bed Dimensions (L x W x H)	193.6 cm x 164.4 cm x 82.6 cm (76.2 in x 64.7 in x 32.5 in)
Sleeping Dimensions	140 x 190 cm (55.1 x 74.8 in)
Sleeping Height	39.7 cm (15.6 in)
Material	Particle board
Finish	Melamine
Color	Natural light, Black
Storage Type	2 sliding drawers
Drawer Max Weight Capacity	11 kg (25 lb) per drawer
Included Components	Bed frame, slatted base, mattress, 2 drawers
Assembly Required	Yes, self-assembly
Product Weight	90.5 kg (199.5 lb)
Style	Contemporary

## 8. WARRANTY AND SUPPORT

Specific warranty information for the Vente-unique VELONA Bed is not provided in the product details. For warranty claims, missing parts, or technical support, please contact Vente-unique customer service directly.

You can typically find contact information on the Vente-unique official website or through your point of purchase.