

## Innoteck Pack of 4

# Innoteck Essentials 4pc Glass Storage Container Set User Manual

Model: Pack of 4

## INTRODUCTION

Thank you for choosing the Innoteck Essentials 4pc Glass Storage Container Set. This set is designed for versatile food storage, meal preparation, and baking, offering convenience and durability for your kitchen needs. The containers feature snap-lock lids for a watertight and airtight seal, ensuring your food stays fresh. Made from heat and cold-resistant glass, they are safe for use in the microwave, oven, freezer, and dishwasher.

## SAFETY INFORMATION

- Always handle glass containers with care to prevent breakage.
- Avoid sudden temperature changes, such as moving a hot container directly into a cold freezer, as this may cause thermal shock and breakage. Allow hot containers to cool before freezing.
- Do not place lids in the oven or microwave. Lids are designed for storage and are dishwasher safe (top rack recommended).
- When using in the microwave, ensure the lid is unlatched or removed to allow steam to escape.
- Do not use abrasive cleaners or scouring pads on the glass or lids, as this may scratch the surfaces.
- Keep out of reach of children when hot.

## PRODUCT OVERVIEW

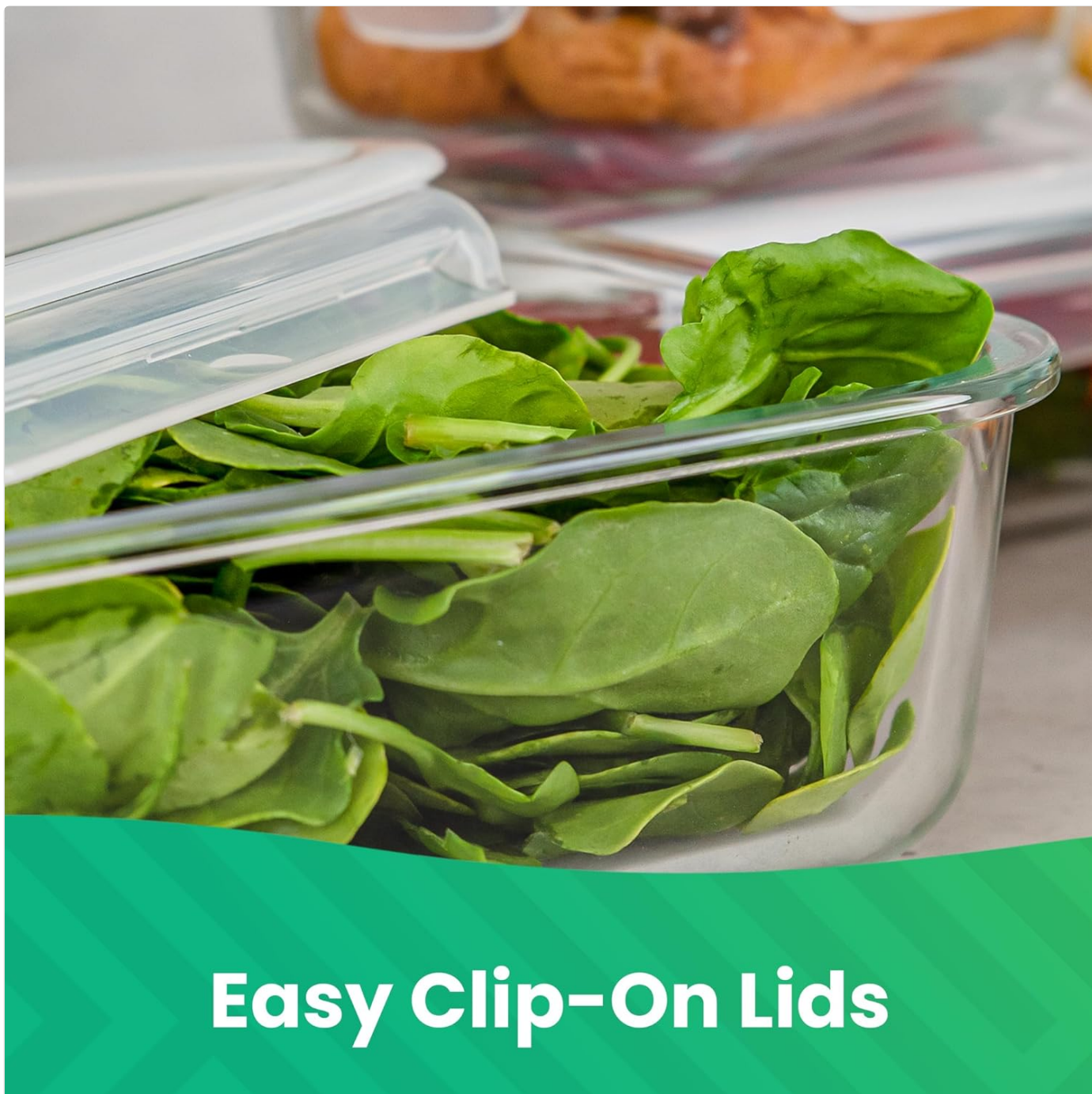
The Innoteck Essentials 4pc Glass Storage Container Set includes four rectangular glass containers of varying sizes, each with a clear snap-lock lid. These containers are designed for efficient storage and versatile use.



Image: The complete set of four Innoteck Essentials glass food storage containers, shown stacked from smallest to largest, each filled with different types of food, demonstrating their practical use for meal preparation and storage.

### Components:

- **Glass Containers (4):** Made from durable, heat-resistant borosilicate glass.
- **Snap-Lock Lids (4):** Clear plastic lids with four locking tabs and a silicone gasket for an airtight and watertight seal.



# Easy Clip-On Lids

Image: A close-up view of the easy clip-on lid for the Innoteck Essentials glass containers, highlighting the clear plastic construction and the secure snap-lock mechanism designed for airtight sealing.

## SETUP

---

Before first use, wash all glass containers and lids thoroughly with warm, soapy water or place them in the dishwasher. Rinse well and dry completely.

## OPERATING INSTRUCTIONS

---

### Storing Food:

1. Place food inside the glass container.
2. Align the lid with the container and press down firmly.
3. Engage all four snap-lock tabs to create an airtight and watertight seal.



## Microwave Use:

- Only the glass base is microwave safe.
- Remove the lid or unlatch all four tabs before placing the container in the microwave to allow steam to escape and prevent pressure buildup.
- Heat food to desired temperature.

## Oven Use:

- Only the glass base is oven safe.
- Do not use the lid in the oven.
- Place the glass container directly into a preheated oven.
- Allow the container to cool before handling or washing.



# Microwave, Oven & Freezer Safe

Image: A visual demonstration of the versatility of the Innoteck Essentials glass containers, showing them safely used in a microwave for reheating, in an oven for baking, and stacked neatly in a freezer for storage, highlighting their multi-functional design.



# Heat Resistant Glass Base

Image: A close-up view of an Innoteck Essentials glass container inside an oven, demonstrating its heat-resistant glass base suitable for baking and cooking directly in the oven.

## Freezer Use:

- The glass base is freezer safe.
- Ensure food has cooled to room temperature before placing in the freezer to prevent thermal shock.
- When freezing liquids, leave some space at the top to allow for expansion.

## Stackable Design:

- The containers are designed to stack neatly, saving space in your refrigerator, freezer, or pantry.



# Stackable Design Saves Space

Image: A person demonstrating the stackable design of the Innoteck Essentials glass containers, showing how they can be neatly piled on top of each other to save space in the kitchen or for meal prep organization.

## MAINTENANCE AND CLEANING

### Dishwasher Safe:

- Both the glass containers and the lids are dishwasher safe.
- For best results and to prolong the life of the lids, place them on the top rack of the dishwasher.





# Dishwasher Safe for Easy Cleaning

Image: A hand placing an Innoteck Essentials glass container lid into the top rack of a dishwasher, illustrating that the product is dishwasher safe for easy cleaning.

## Hand Washing:

- Wash with warm, soapy water using a soft sponge or cloth.
- Rinse thoroughly and dry completely before storing.
- For stubborn food residue, soak the container in warm soapy water before cleaning.

## TROUBLESHOOTING

Problem	Possible Cause	Solution
Lid does not seal properly.	Lid or container rim is dirty; silicone gasket is dislodged or damaged; lid is not aligned correctly.	Clean lid and rim; re-seat the silicone gasket; ensure lid is aligned before snapping tabs.

Problem	Possible Cause	Solution
Glass breaks or cracks.	Thermal shock (sudden temperature change); impact damage; pre-existing hairline crack.	Avoid extreme temperature changes; handle with care; discontinue use if cracked.
Food odor or stains on lid.	Strongly colored or odorous foods.	Wash immediately after use; for stubborn stains, soak lid in a mixture of water and baking soda.

## SPECIFICATIONS

Feature	Description
Brand	Innoteck
Model	Pack of 4
Material	Borosilicate Glass (containers), BPA-free Plastic (lids), Silicone (gasket)
Container Shape	Rectangular
Closure Type	Snap Lock
Special Features	Dishwasher Safe, Stackable, Durable, Airtight, Watertight, Heat Resistant, Cold Resistant
Microwave Safe	Yes (Glass base only)
Oven Safe	Yes (Glass base only)
Freezer Safe	Yes (Glass base only)
Dishwasher Safe	Yes (Glass base and lids)

### Container Dimensions (Approximate):

- **Large:** L23cm x H7.6cm (with Lid) x W17.5cm, 1500ml
- **Medium-Large:** L20.7cm x H7cm (with Lid) x W15.4cm, 1040ml
- **Medium-Small:** L17.6cm x H6.4cm (with Lid) x W13.2cm, 630ml
- **Small:** L15.3cm x H5.8cm (with Lid) x W11.2cm, 370ml






## WARRANTY AND SUPPORT

Innoteck stands behind the quality of its products. For any questions, concerns, or warranty inquiries regarding your Essentials Glass Storage Container Set, please contact Innoteck customer support through the retailer's platform or the official Innoteck website. Please retain your proof of purchase for warranty claims.

For further assistance, please visit: [Innoteck Official Website](#) (Note: This is a placeholder link as no specific support link was provided in the data. User should verify the correct support channel.)



Related Documents - Pack of 4

	<p><a href="#">Innoteck Kitchen Pro 6-in-1 Air Fryer Oven with Digital Timer - Instruction Manual</a></p> <p>This document provides comprehensive instructions for the Innoteck Kitchen Pro 6-in-1 Air Fryer Oven (Model DS-5179). It covers important safety precautions, usage conditions, product features, accessory guide, control panel operation, cooking presets, care and cleaning, troubleshooting, and warranty information.</p>
	<p><a href="#">Innoteck Kitchen Pro 1.7L Electric Kettle - Instruction Manual, Features, and Warranty</a></p> <p>Comprehensive user manual for the Innoteck Kitchen Pro 1.7L Electric Kettle (Models DS-5365, DS-5366, DS-5367, DS-5368). Includes important safeguards, operating instructions, cleaning, descaling, and warranty information.</p>
	<p><a href="#">Innoteck DS-5344 Multi-Functional Panini Press &amp; Health Grill Instruction Manual</a></p> <p>Official instruction manual for the Innoteck DS-5344 Multi-Functional Panini Press &amp; Health Grill. Includes safety instructions, parts identification, usage guides, cleaning, storage, and warranty information.</p>
	<p><a href="#">Innoteck Kitchen Pro DS-5392 4-in-1 Multifunctional Soup Maker Instruction Manual</a></p> <p>Official instruction manual for the Innoteck Kitchen Pro DS-5392 4-in-1 Multifunctional Soup Maker. Learn about safety precautions, product features, specifications, operating instructions, cleaning, and warranty.</p>
	<p><a href="#">Innoteck 4.5L Tilt-Head Stand Mixer DS-5523 Instruction Manual</a></p> <p>Comprehensive instruction manual for the Innoteck Kitchen Pro 4.5L Tilt-Head Stand Mixer (Model DS-5523), covering safety guidelines, product description, usage instructions, cleaning and maintenance, cookery tips, recipes, and warranty information.</p>



### [Innoteck 12 Litre Digital Air Fryer Oven DS-5894: User Manual & Features](#)

Comprehensive user manual for the Innoteck 6-in-1 12 Litre Digital Air Fryer Oven (Model DS-5894). Includes safety instructions, quick start guide, operating procedures, cooking presets, troubleshooting, warranty, and terms & conditions.