



Manuals.plus /

- › COBI /
- › COBI Armed Forces BAE Hawk T1 Plane Building Set (Model 5845) Instruction Manual

COBI 5845

COBI Armed Forces BAE Hawk T1 Plane Building Set Instruction Manual

Model: 5845

1. INTRODUCTION

This manual provides detailed instructions for the assembly, operation, and maintenance of your COBI Armed Forces BAE Hawk T1 Plane Building Set. The BAE Hawk T1 is a British trainer aircraft, replicated in a 1:48 scale model using 362 high-quality building elements. This set is designed for enthusiasts of aviation and military technology, offering an engaging construction experience.

Key features of this model include an opening cockpit, working wheels that can be removed for display, and a dedicated display stand with a model name plate. The finished model measures approximately 24 cm (9.4 inches) in length, 19.5 cm (7.7 inches) in wingspan, and 9.5 cm (3.7 inches) in height.



Image 1.1: The COBI BAE Hawk T1 Plane Building Set box, showcasing the assembled model on its display stand.

2. SAFETY INFORMATION

Please read the following safety information carefully before beginning assembly.

- **CHOKING HAZARD:** This product contains small parts and is not suitable for children under 3 years of age. Keep all small components away from young children.
- Recommended minimum age for assembly is 8 years (96 months).
- Ensure all parts are handled carefully to avoid accidental ingestion or injury.
- This product is made from non-toxic plastic materials.

3. PACKAGE CONTENTS

The COBI Armed Forces BAE Hawk T1 Plane Building Set includes the following components:

- 362 high-quality building elements.
- 1 display stand.
- 1 model name plate.
- 1 product manual (this document).
- Simplified pilot figures.

4. ASSEMBLY INSTRUCTIONS

Assembly of the BAE Hawk T1 model requires careful attention to the included step-by-step directions. The instructions are designed to be clear and intuitive, utilizing illustrations to guide you through each stage of construction.

4.1 General Assembly Steps

1. **Unpack Components:** Carefully open the packaging and ensure all 362 elements are present. Refer to the parts list provided in the main instruction booklet.
2. **Follow Illustrated Steps:** Begin assembly by following the numbered steps and corresponding illustrations in the primary instruction booklet.
3. **Connect Elements Securely:** Ensure each building block is firmly connected to the previous one to create a stable structure.
4. **Install Landing Gear:** The model features working wheels. These can be installed during assembly or optionally removed for display on the brick stand. Refer to the specific steps for landing gear attachment/removal.
5. **Place Pilot Figures:** Simplified pilot figures are included and can be placed within the opening cockpit.
6. **Attach Display Stand:** Once the aircraft is fully assembled, attach it to the provided display stand for presentation.

4.2 Visual Guides for Assembly



Image 4.1: A side view of the fully assembled COBI BAE Hawk T1 aircraft model.

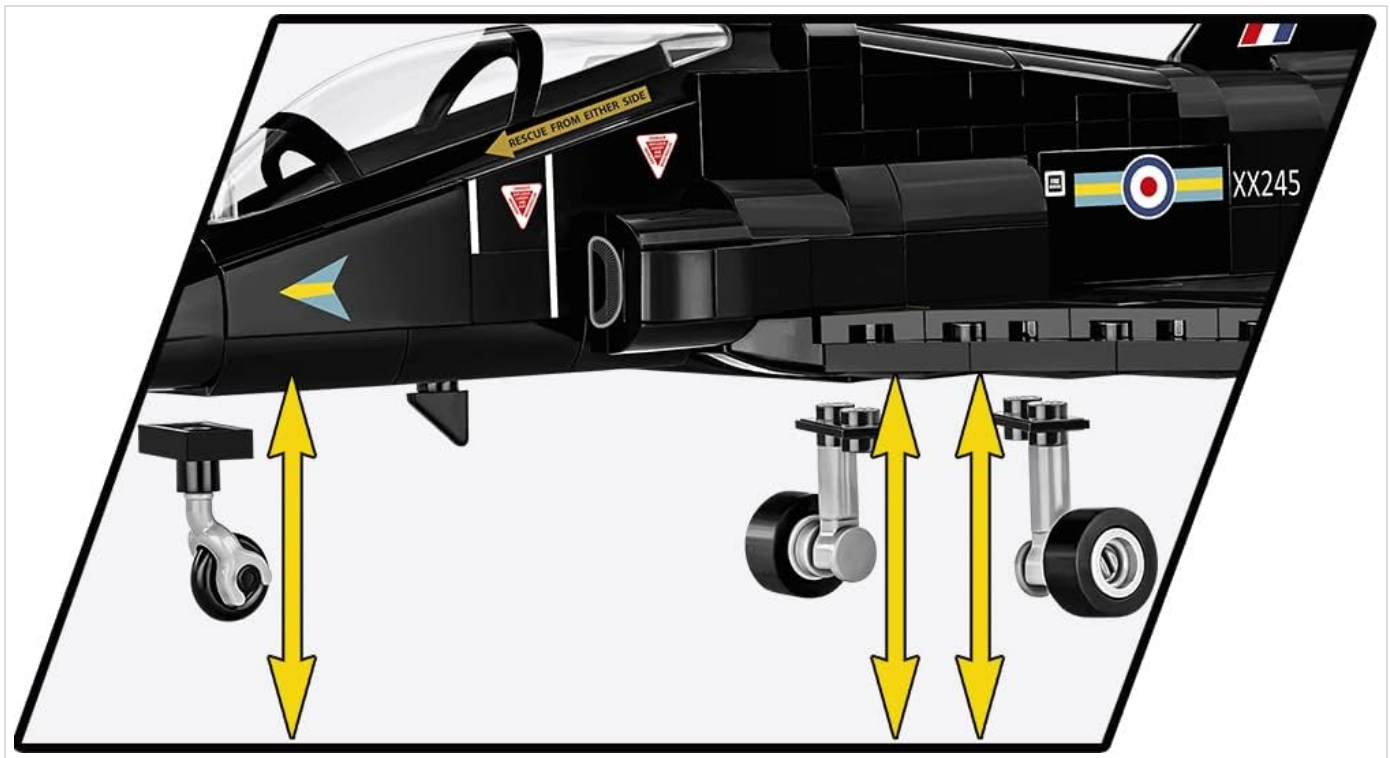


Image 4.2: Detail showing the removable landing gear mechanism for the BAE Hawk T1 model. The wheels can be attached for ground display or removed for flight display.




Image 4.3: A view of the detailed cockpit interior, which can be opened to place pilot figures.

5. OPERATING THE MODEL (DISPLAY AND PLAY)

Once assembled, your COBI BAE Hawk T1 model can be enjoyed in various ways.

- **Display Stand:** The included display stand allows for an elevated presentation of the aircraft, simulating flight. The model name plate can be attached to the stand.



Image 5.1: The COBI BAe Hawk T1 model mounted on its dedicated display stand.

- **Ground Display:** For a ground display, ensure the working wheels are attached. The model can then be placed on a flat surface.
- **Interactive Features:** The opening cockpit allows for placement and removal of the pilot figures, enhancing play scenarios.

6. MAINTENANCE AND CARE

To ensure the longevity and appearance of your COBI BAe Hawk T1 model, follow these care guidelines:

- **Cleaning:** Dust the model regularly with a soft, dry cloth. For more thorough cleaning, use a slightly damp cloth with mild soap and water, then dry immediately. Avoid harsh chemicals or abrasive cleaners.
- **Storage:** Store the model in a cool, dry place away from direct sunlight to prevent discoloration or material degradation.
- **Handling:** Handle the model by its main body or base to avoid stressing smaller components.

7. TROUBLESHOOTING

If you encounter any issues during assembly or with your completed model, refer to the following common solutions:

- **Missing Parts:** In the rare event of missing parts, please contact COBI customer support. Provide the model number (5845) and a description of the missing components.
- **Difficulty Connecting Blocks:** Ensure blocks are aligned correctly and apply firm, even pressure. If a block is particularly difficult, check for any obstructions or deformities.
- **Unstable Structure:** Re-examine previous steps to ensure all connections are secure. Loose connections can lead to instability.

8. SPECIFICATIONS

Detailed specifications for the COBI BAE Hawk T1 Plane Building Set (Model 5845):

| Feature | Detail |
|--------------------------|--------------------------------|
| Brand | COBI |
| Model Name | Armed Forces BAE Hawk T1 Plane |
| Model Number | 5845 |
| Number of Elements | 362 |
| Scale | 1:48 Scale |
| Material Type | Plastic |
| Item Weight | 0.3 Kilograms |
| Assembled Length | 24 cm (9.4 inches) |
| Assembled Wingspan | 19.5 cm (7.7 inches) |
| Assembled Height | 9.5 cm (3.7 inches) |
| Manufacturer Minimum Age | 96 months (8 years) |
| Assembly Required | Yes |
| Batteries Required | No |




Image 8.1: Side profile of the BAE Hawk T1 model with key dimensions indicated.

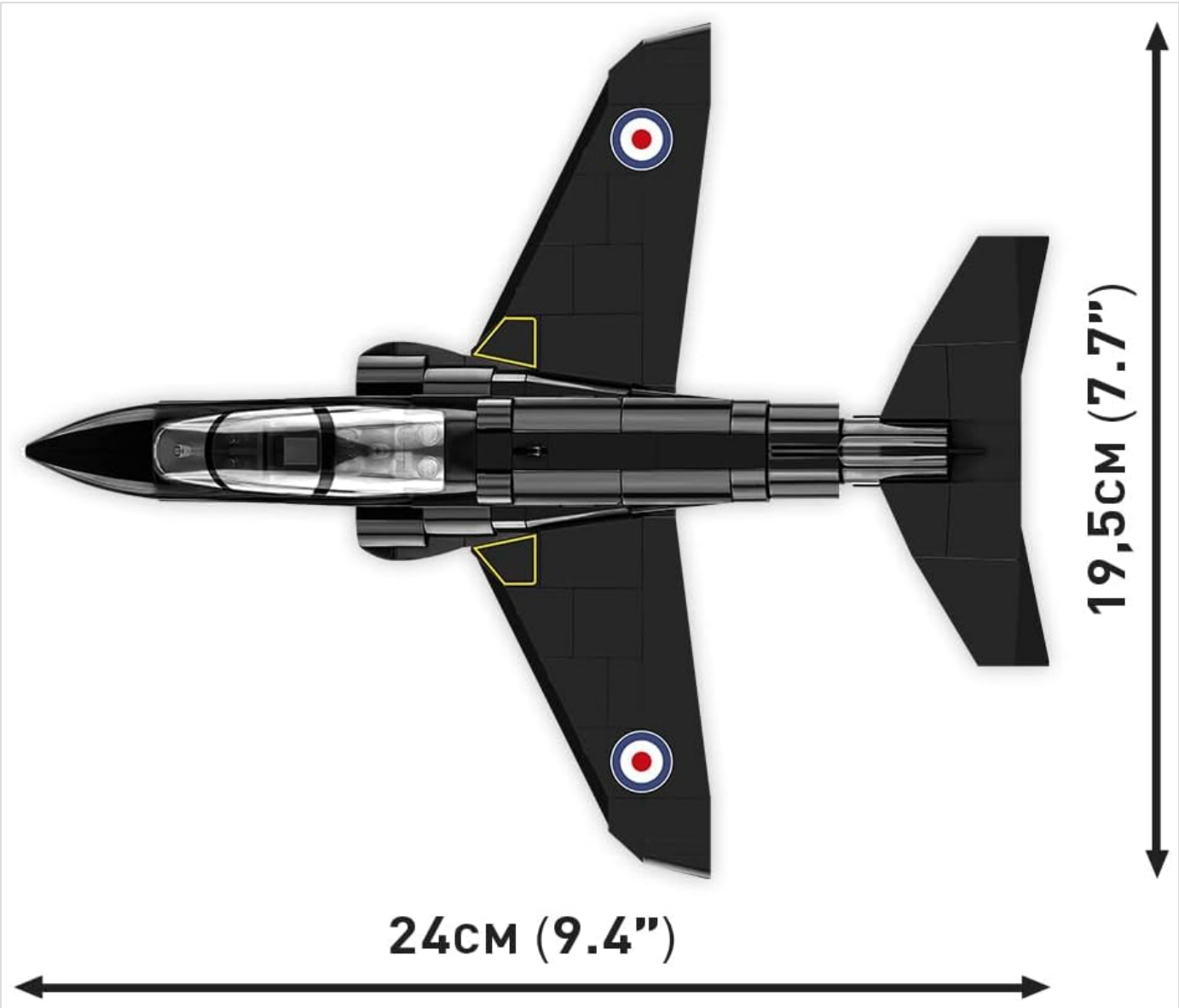


Image 8.2: Top-down view of the BAE Hawk T1 model with wingspan and length dimensions.

BAe HAWK T1

IN THE UK SERVICE - 1974 - PRESENT

PLACE OF ORIGIN - UNITED KINGDOM

ROLE - ADVANCED TRAINER AIRCRAFT

WINGSPAN - 9,94M (32' 7")

LENGTH - 12,43M (40' 9")

HEIGHT - 3,98M (13' 1")

EMPTY WEIGHT - 4 480KG (9 880 LB)

**ENGINE - 1x ROLLS-ROYCE TURBOMECA ADOUR MK. 951
TURBOFAN WITH FADEC, 29kN (6 500LBF)**

RATE OF CLIMB - 47M/S (9 300FT/MIN)

MAXIMUM SPEED - 0,84MACH (1 028KM/H, 639MPH, 555KN)

RANGE - 2 520KM (1 360NMI, 1 565MI)

CREW - 2



Image 8.3: Informational graphic detailing the real BAE Hawk T1 aircraft specifications, including service history, dimensions, engine type, and performance data.

9. WARRANTY AND SUPPORT

COBI provides a **90-day warranty** against manufacturer defects for this product. This warranty covers any defects in materials or workmanship under normal use during the warranty period.

For warranty claims, missing parts, or any other support inquiries, please contact COBI customer service. Ensure you have your model number (5845) and proof of purchase available when contacting support.

For further information or to explore other COBI products, please visit the official COBI website or their store on Amazon.