

## Kokido XTROJET 320, XTROVAC 210

# KOKIDO Cordless Pool Cleaning Bundle Instruction Manual

XTROJET 320 Robotic Pool Cleaner & XTROVAC 210 Handheld Pool Vacuum

Model: XTROJET 320, XTROVAC 210

## IMPORTANT SAFETY INFORMATION

Please read all instructions carefully before operating the KOKIDO Cordless Pool Cleaning Bundle. Failure to follow these instructions may result in property damage or personal injury.

- Always ensure the devices are fully charged before use.
- Do not operate the cleaners out of water.
- Keep hands, hair, and loose clothing away from moving parts.
- Store the cleaners in a cool, dry place when not in use.
- Only use the original charger provided with the product.

## XTROJET 320 ROBOTIC POOL CLEANER

The XTROJET 320 is a cordless robotic pool cleaner designed for efficient cleaning of large debris such as sand, twigs, and leaves up to 5 inches in size. It offers strong suction power and a wide cleaning range.

### Setup

1. **Charging:** Before first use, fully charge the XTROJET 320 according to the charging instructions in the separate charging guide.
2. **Deployment:** Gently lower the XTROJET 320 into the pool. Ensure it is fully submerged before activation.

### Operation

Once submerged, the XTROJET 320 will begin its automatic cleaning cycle. It is designed to navigate the pool floor, collecting debris into its internal filter system.

- **Cleaning Cycle:** The XTROJET 320 operates for approximately 90 minutes per cycle.
- **Debris Collection:** It effectively picks up large debris, including leaves, sand, and small twigs.




Image: The XTROJET 320 robotic pool cleaner partially submerged in water, demonstrating its operation.



Image: Visual representation of XTROJET 320's key performance metrics: 90 minutes automatic cleaning, 4,430 feet cleaning range, and ability to handle up to 5-inch debris.



# Direct Flow Filtration



**All Purpose  
Filter  
250micron**

## Types of Debris



**SMALL  
TWIGS**



**BUGS**



**SAND**



**COARSE  
SAND**



**LEAVES**



**LARGER  
LEAVES**

### Max Leaf Size

**XTROJET 320**

**5"**

**Competition**

**4"**

### Water Flow Rate

**XTROJET 320**

**19gal/min**

**Competition**

**11gal/min**

**Not for Algae**

Image: Diagram illustrating the XTROJET 320's direct flow filtration system with a 250-micron all-purpose filter, showing its effectiveness against small twigs, bugs, sand, leaves, and coarse sand.

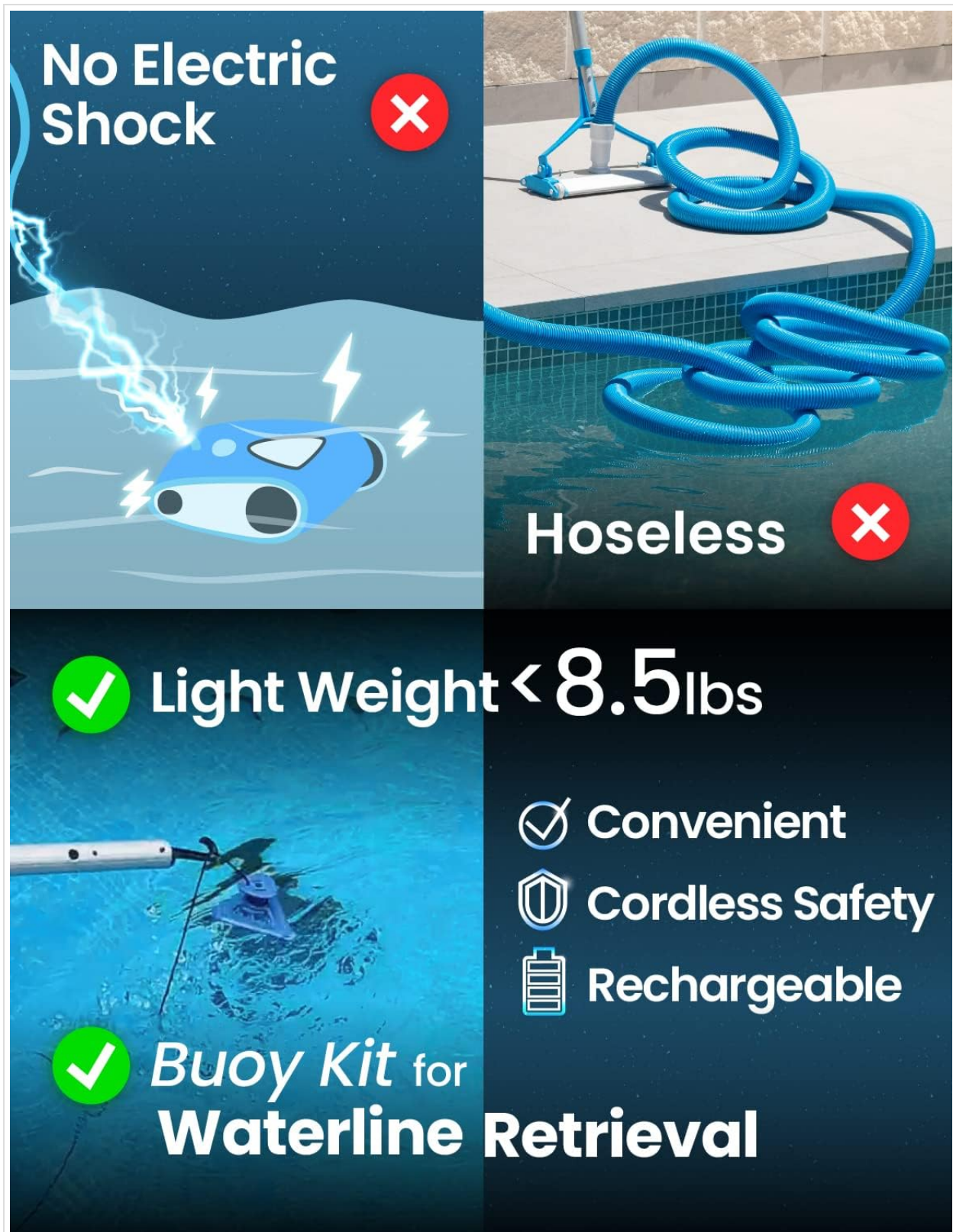


Image: Infographic highlighting the XTROJET 320's safety and convenience features, including no electric shock risk, hoseless operation, lightweight design (under 8.5 lbs), cordless safety, rechargeable battery, and an included buoy kit for waterline retrieval.

## Maintenance

- **Filter Cleaning:** After each use, remove and clean the internal filter to maintain optimal suction. Rinse thoroughly with a garden hose.
- **Storage:** Store the XTROJET 320 in a dry, shaded area when not in use. Ensure it is clean and fully charged before long-term storage.

## Specifications (XTROJET 320)

- **Suction Power:** 18.7 gallons per minute
- **Cleaning Range:** Up to 4,430 square feet per cycle
- **Max Debris Size:** Up to 5 inches
- **Automatic Cleaning Time:** Approximately 90 minutes
- **Weight:** Less than 8.5 lbs

## XTROVAC 210 HANDHELD POOL VACUUM

The XTROVAC 210 is a cordless handheld pool vacuum ideal for spot cleaning and removing small debris. Its adjustable pole design allows access to hard-to-reach areas.

### Setup

1. **Assembly:** Attach the pole sections to the XTROVAC 210 unit. Ensure all connections are secure. The 5-section pole extends from 2.25ft to 5.5ft.
2. **Charging:** Fully charge the XTROVAC 210 before initial use. Refer to the separate charging instructions.

### Operation

Submerge the XTROVAC 210 into the pool and activate it using the waterproof magnetic switch. Guide the vacuum over areas requiring spot cleaning, such as steps, corners, and small debris concentrations.

- **Working Time:** Provides approximately 40 minutes of continuous cleaning.
- **Debris Capacity:** Features a transparent debris canister with a capacity of 0.21 gallons.





Image: The XTROVAC 210 handheld pool vacuum shown alongside its multi-section pole for extended reach.

# Light Duty & Spot Cleaning

Working  
Time  
**40**  
minutes

Debris  
Capacity  
**0.21**  
Gal

Dual  
Filter

Hard-to-Reach  
Corners & Steps

Image: Infographic detailing the XTROVAC 210's performance: 40 minutes working time, 0.21 gallon debris capacity, and dual filter system for effective light duty and spot cleaning, including hard-to-reach corners and steps.



# Light Weight < 3.6lbs



Removeable  
Fine Filter Sock




**50** Micron  
Filtration



All-Purpose  
Stainless Steel Filter



**380** Micron  
Filtration



**Not for Algae**

Image: Detailed view of the XTROVAC 210's filtration system, showing the removable 50 micron fine filter sock and the 380 micron all-purpose stainless steel filter, capable of capturing dead bugs, coarse sand, small twigs, leaves, and sand. Note: Not for algae.

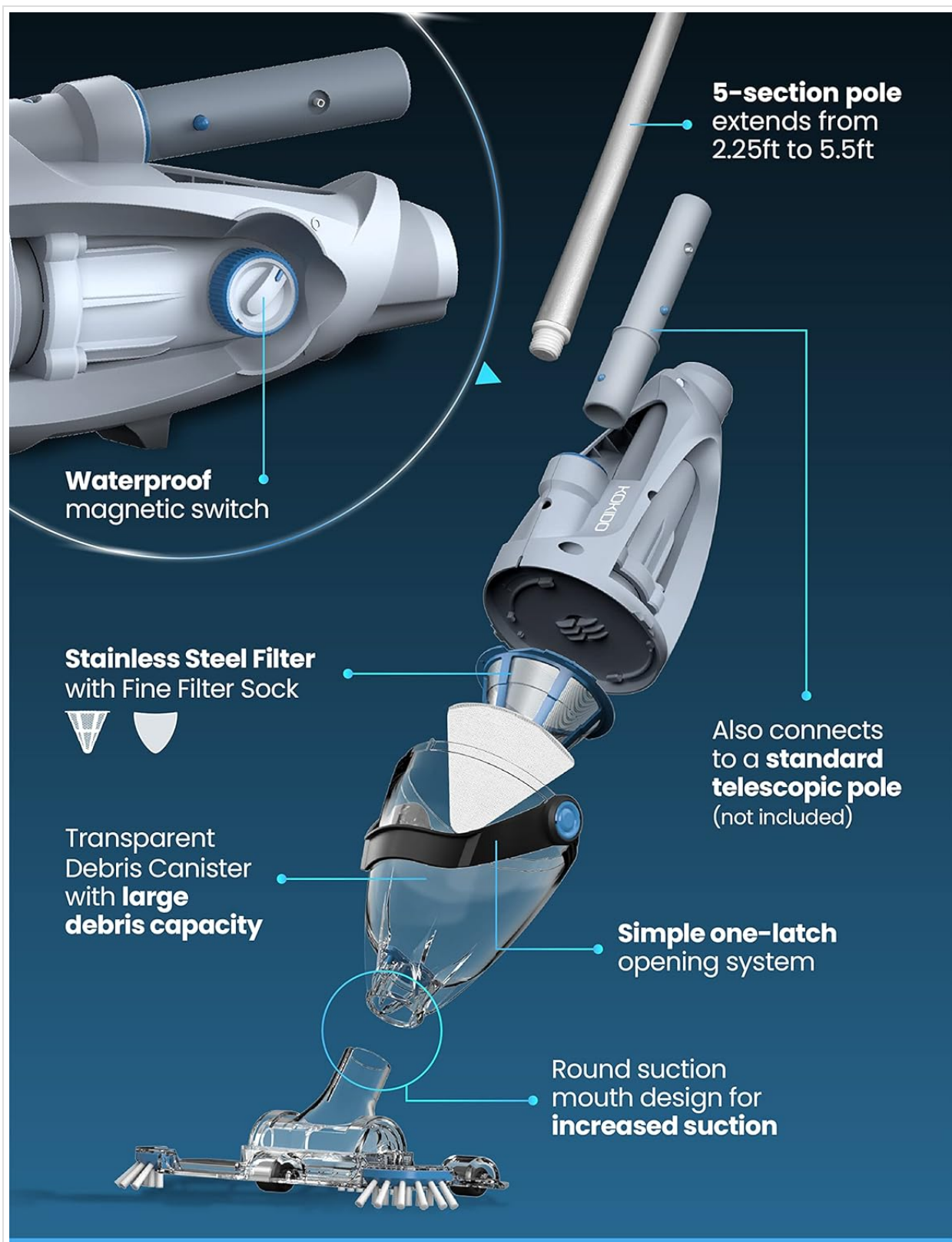


Image: Exploded view diagram of the XTROVAC 210, highlighting its key components: the 5-section extendable pole, waterproof magnetic switch, stainless steel filter with fine filter sock, transparent debris canister with large capacity, simple one-latch opening system, and round suction mouth design for increased suction.

## Maintenance

- **Debris Canister:** Empty the transparent debris canister after each use.
- **Filter Cleaning:** Remove and rinse the stainless steel filter and fine filter sock thoroughly.
- **Storage:** Store the XTROVAC 210 in a dry, cool place, ensuring it is clean and charged.

## Specifications (XTROVAC 210)

- **Working Time:** Approximately 40 minutes
- **Debris Capacity:** 0.21 gallons
- **Filtration:** Dual filter system (50 micron fine filter sock, 380 micron stainless steel filter)
- **Weight:** Less than 3.6 lbs
- **Pole Length:** Extends from 2.25 ft to 5.5 ft

## TROUBLESHOOTING

If you encounter issues with your KOKIDO Pool Cleaning Bundle, refer to the common problems and solutions below:

| Problem                               | Possible Cause  | Solution   |
|---------------------------------------|---|--|
| Cleaner not turning on.               | Low battery; magnetic switch not engaged (XTROVAC 210). | Charge the battery fully. Ensure the magnetic switch is properly activated.                  |
| Poor suction.                         | Clogged filter/debris canister; large obstruction.      | Clean the filter and empty the debris canister. Check for and remove any large obstructions. |
| Cleaner moving slowly or erratically. | Low battery; wheels/brushes obstructed.                 | Recharge the cleaner. Inspect and clear any debris from wheels or brushes.                   |

## WARRANTY AND SUPPORT

The KOKIDO Cordless Pool Cleaning Bundle comes with a **1-year warranty** from the date of purchase. This warranty covers manufacturing defects and ensures worry-free customer support. For warranty claims, technical assistance, or any questions regarding your product, please contact KOKIDO customer support through the official brand website or your retailer. Please retain your proof of purchase for warranty validation.