

RENPHO R-HAP62

RENPHO King Size Heating Pad R-HAP62 User Manual

Model: R-HAP62 | Brand: RENPHO

INTRODUCTION

This manual provides comprehensive instructions for the safe and effective use of your RENPHO King Size Heating Pad, Model R-HAP62. Designed for targeted heat therapy, this extra-large electric heating pad (24"x37") covers the back, neck, and shoulders, offering relief from muscle soreness and fatigue. Please read all instructions carefully before use.

IMPORTANT SAFETY INFORMATION

- Do not use while sleeping.
- Do not use directly on bare skin. Always wear a piece of clothing underneath.
- Avoid sharp creases, bunching, sitting on, laying on, or squeezing the pad, as this may cause short circuits and burns.
- Do not use for more than 90 minutes at a time.
- The applicable voltage is 120V and the rated power is 135W.
- This unit should not be used by children without adult supervision.
- Do not use with generators, power converters, or inverters.
- Never pull the pad by the supply cord.
- Do not use the cord as a handle.
- Do not use on areas of insensitive skin or with poor blood circulation.
- Check skin under pad frequently.
- Do not use in an oxygen atmosphere.
- Do not use pins or other metallic means to fasten this pad in place.
- Unplug when not in use.
- Do not attempt to modify this plug or defeat this safety feature.

PACKAGE CONTENTS

Your RENPHO King Size Heating Pad package should contain the following items:

- 1 x RENPHO King Size Heating Pad (24"x37")
- 1 x LED Controller with Power Cord
- 1 x User Manual



Image: The RENPHO King Size Heating Pad, showing its large size and integrated controller.

SETUP INSTRUCTIONS

1. Unpack the heating pad and controller from the packaging.
2. Ensure the heating pad and controller are free from any damage.
3. Connect the controller to the heating pad by plugging the cord securely into the pad's port.
4. Plug the power cord into a standard 120V AC electrical outlet.

Full Body Relief & Extra Large Size



Warms Up
Instantly



Pain Relief
Effectively



Image: A man demonstrating the use of the heating pad, highlighting its coverage for the back, neck, and shoulders.

OPERATING INSTRUCTIONS

Wearing the Heating Pad:

- Drape the heating pad over your back, ensuring the neck collar is comfortably positioned.
- Fasten the two straps around your waist to secure the pad in place.

- Use the snap buttons at the front of the neck collar to adjust for a snug fit around your neck and shoulders.

Fast Heating & Safety Satisfied

ETL Certified and safety material make it safe to use



Image: A woman wearing the heating pad, illustrating its ergonomic design for neck and shoulder coverage.

Using the LED Controller:

The LED controller allows you to customize your heat therapy experience:

- **Power Button:** Press to turn the heating pad ON/OFF.
- **Heat Settings:** Use the '+' and '-' buttons to select from 6 heat settings (100°F, 110°F, 120°F, 130°F, 140°F, 150°F).

The current temperature is displayed on the LED screen.

- **Timer Settings:** Press the timer button to cycle through 3 timer settings (30, 60, or 90 minutes). The pad will automatically shut off after the selected time for safety.



Image: Close-up of the LED controller, detailing the temperature and timer adjustment buttons and digital display.

The 7-foot-long power cord provides ample movement while using the heating pad.

CARE AND MAINTENANCE

Cleaning Instructions:

- The heating pad is machine-washable. Before washing, ensure the controller is removed from the pad.
- Wash in cold water (40°C/104°F) with mild detergent.
- Alternatively, spot clean using a damp washcloth with mild detergent.
- Do not tumble dry.
- Do not iron at high temperatures.
- Do not dry clean.
- Do not bleach.
- Avoid frequent machine washing to prolong product life.



Image: The heating pad being prepared for washing, emphasizing its easy-to-clean design after removing the controller.

TROUBLESHOOTING


If you encounter any issues with your RENPHO King Size Heating Pad, please refer to the following common solutions:

- **Display shows "F2":** This indicates that the cable of the hand controller is disconnected from the shawl. Please plug the cable securely between the shawl and the hand controller.


- **No Heat:** Ensure the power cord is securely plugged into both the heating pad and a working electrical outlet. Check if the power button on the controller is pressed and a heat setting is selected.
- **Uneven Heat:** Ensure the heating pad is laid flat and not bunched or folded during use, as this can affect heat distribution.

Safe to Use


Upgraded double-layer heating wire to ensure safety




PTC/NTC Heating Wire



ETL Certified



Overheat Protection






Image: A visual guide showing warm tips and troubleshooting steps, including how to resolve an "F2" error.

SPECIFICATIONS

Model Number	R-HAP62
Dimensions	24" x 37"
Material	Polyester (Flannel)
Color	H-gray
Rated Voltage	120V AC, 60Hz
Rated Power	135W
Heat Settings	6 levels (100°F - 150°F)
Timer Settings	3 levels (30, 60, 90 minutes) with auto-shutoff
Safety Certification	ETL Certified
Item Weight	1.5 Kilograms (3.31 Pounds)

WARRANTY AND SUPPORT

This product comes with a standard warranty. You may be able to extend the warranty up to three years by registering your product. Please refer to the warranty information included in your package for specific details and registration instructions.

For further assistance, product support, or to inquire about warranty claims, please contact RENPHO customer service. Contact information can typically be found in the product packaging or on the official RENPHO website.

OFFICIAL PRODUCT VIDEOS

Your browser does not support the video tag.

Video: A demonstration of the RENPHO Heating Pad for Full Body, showcasing its features and how it can be worn.


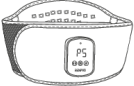


Your browser does not support the video tag.



Video: A short clip highlighting the RENPHO Heating Pad as a "Perfect Gift for Your Loved One," demonstrating its comfort and ease of use.



© 2025 RENPHO. All rights reserved.

Related Documents - R-HAP62

<div><div>RENPHO</div><div>User Manual</div><div></div><div>Model: R-HAP65 Embrace Dorsi</div></div>	<p>RENPHO Embrace Dorsi R-HAP65 User Manual: Heating Pad for Comfort</p> <p>Comprehensive user manual for the RENPHO Embrace Dorsi (Model R-HAP65) heating pad. Discover features, operating instructions, safety precautions, and warranty information for this personal comfort device.</p>
<div><div>RENPHO</div><div></div><div>Embrace Dorsi Red</div><div>User manual Model: R-WTR01</div></div>	<p>RENPHO Embrace Dorsi Red (R-WTR01) User Manual: Heat & Red Light Therapy</p> <p>Comprehensive user manual for the RENPHO Embrace Dorsi Red (Model R-WTR01). Learn about its features, safety, operation, and maintenance for effective heat and red light therapy for back comfort.</p>
<div><div>RENPHO</div><div>User Manual</div><div>Shoulder & Neck Massager</div><div></div><div>Model: RP-SNM067</div></div>	<p>RENPHO Shoulder & Neck Massager User Manual - Model RP-SNM067</p> <p>Comprehensive user manual for the RENPHO Shoulder & Neck Massager (Model RP-SNM067). Learn about safety instructions, product overview, specifications, usage, troubleshooting, care, and warranty information.</p>
<div><div>RENPHO</div><div>User Manual</div><div>Foot Massager</div><div>Model: RF-FM059R</div><div></div></div>	<p>RENPHO Foot Massager RF-FM059R User Manual</p> <p>User manual for the RENPHO Foot Massager, model RF-FM059R. Includes important safety instructions, product specifications, operating instructions, care and maintenance, troubleshooting, warranty policy, and customer service information.</p>

<div data-bbox="118 91 309 360"><div>RENPHO User Manual</div><div>Shoulder & Neck Massager</div><div>Model: RF-SNM060</div></div>	<div data-bbox="341 174 1075 203">RENPHO RF-SNM060 Shoulder & Neck Massager User Manual</div> <div data-bbox="341 215 1390 284">User manual for the RENPHO RF-SNM060 Shoulder & Neck Massager, providing operating instructions, safety precautions, troubleshooting, and warranty information for personal use.</div>
<div data-bbox="118 400 309 672"><div>RENPHO User Manual</div><div>Leg Massager with Heat</div><div>Model: RP-ALM070H</div></div>	<div data-bbox="341 490 888 519">RENPHO Leg Massager with Heat User Manual</div> <div data-bbox="341 530 1473 600">User manual for the RENPHO Leg Massager with Heat, model RP-ALM070H. Provides instructions on usage, safety precautions, maintenance, and troubleshooting.</div>