

## Manuals+

[Q & A](#) | [Deep Search](#) | [Upload](#)

[manuals.plus](#) /

› [YeeSite](#) /

› [LED Stage Wash Light Bar - YeeSite 60W 144LEDs RGB DJ Light Bar Instruction Manual](#)

## YeeSite YS-144led

# LED Stage Wash Light Bar - YeeSite 60W 144LEDs RGB DJ Light Bar

## INSTRUCTION MANUAL

### Product Overview

The YeeSite 60W 144LEDs RGB DJ Light Bar is a versatile stage lighting fixture designed to create dynamic and impressive lighting effects for various events. It features 144 RGB SMD LEDs arranged in 12 segments, providing homogenized color output without visible individual LED "eyes." This light bar offers extensive control options and built-in effects for creative lighting designs.

- **144 LED DJ Pixel Light Bar:** Features 12 segments with 12 RGB SMD LEDs each, ensuring completely homogenized color for bright, seamless light output.
- **Chase Effects:** Each 12-LED segment acts as a pixel, enabling complex "eye candy" effects and numerous built-in programs with adjustable speed.
- **Versatile DMX Control:** Compatible with various lighting consoles via 3/5/8/36/40 DMX channels, allowing for seamless daisy-chaining and coordinated effects.
- **Excellent Heat Dissipation:** Constructed with a full aluminum body, this 60-watt light bar ensures efficient heat dissipation without the need for noisy cooling fans.
- **Locking Power Connections:** Features upgraded locking power In/Out connections for daisy-chaining up to 6 units, simplifying power distribution.



Figure 1: YeeSite LED Stage Wash Light Bar

### Setup and Installation

Proper setup ensures optimal performance and safety. Follow these steps for installation and initial power-on.

## Package Contents

Verify that all components are present in the package:

- YeeSite LED Stage Wash Light Bar
- Adjustable Mounting Brackets
- Power Cable (3-pin plug)
- User Manual (PDF available online)



Figure 2: Package Contents

## Mounting the Light Bar

The light bar comes with adjustable brackets for flexible mounting options, including wall mount. Ensure the mounting surface is stable and can support the weight of the fixture (approximately 4.59 pounds).



Figure 3: Adjustable Brackets for Mounting

## Power and DMX Connections

Connect the power cable to the "Power IN" port. For DMX control, connect your DMX controller to the "DMX IN" port. Multiple units can be daisy-chained using the "Power OUT" and "DMX OUT" connections. Up to 6 units can be connected in a power daisy chain.

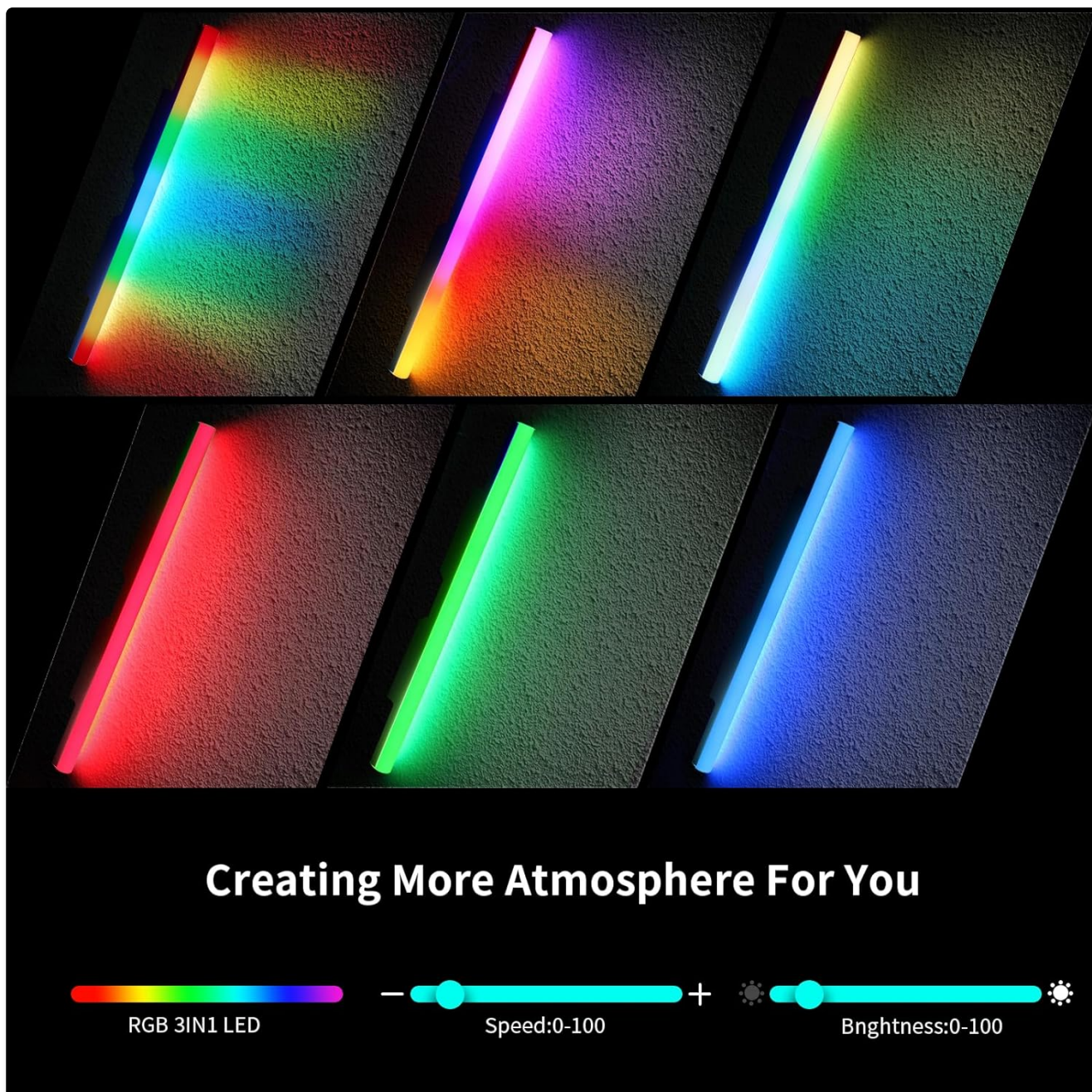


Figure 4: Connection Ports and Dimensions

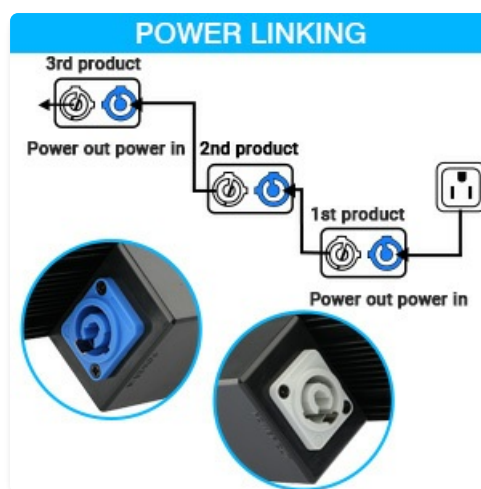


Figure 5: Power Linking Diagram

## Operating Modes

The YeeSite light bar offers several operating modes to suit various lighting needs. Control is managed via the onboard LCD display and buttons, or through a DMX controller.

### Onboard Control Panel

The light bar features an LCD display and control buttons (MENU, UP, DOWN, ENTER) for navigating through settings and modes.



*Figure 6: LCD Display and Control Buttons*

### Available Modes

- **Auto Play Mode:** Cycles through pre-programmed effects automatically.
- **Show Mode:** Pre-set lighting sequences for various scenarios.
- **DMX Mode:** Allows external control via a DMX console using 3, 5, 8, 36, or 40 DMX channels. The 36/40 channel modes enable pixel mapping for individual segment control.
- **Sound Activated Mode:** Lights react to ambient sound, ideal for music-driven events.
- **Master-Slave Mode:** Link multiple units where one acts as the master, controlling the others.
- **Static Color Mode:** Select from 37 static colors for a consistent wash.





*Figure 7: Operating Modes Overview*

### **Color and Effect Capabilities**

The 144 RGB LEDs provide 16 million color combinations and a variety of dynamic chase effects. Brightness and speed can be adjusted to create desired atmospheres.



Figure 8: 16 Million Colors and RGB Effects



Figure 9: Creating Atmosphere with Color, Speed, and Brightness






Figure 10: Lighting Effect Scene Display

### Official Product Video: Operating Modes

Your browser does not support the video tag.

*Video 1: Demonstrates various lighting effects and color changes of the 144LEDs RGB DMX Stage Light Bar.*

## Maintenance

Regular maintenance ensures the longevity and optimal performance of your light bar.

- **Cleaning:** Periodically clean the exterior of the light bar with a soft, dry cloth. Avoid using abrasive cleaners or solvents.
- **Heat Dissipation:** The light bar features excellent heat dissipation through its full aluminum body. Ensure proper airflow around the fixture and do not obstruct ventilation areas.





Figure 11: Heat Dissipation Mechanism

## Troubleshooting

If you encounter issues with your YeeSite light bar, refer to the following common troubleshooting tips:

Problem	Possible Cause	Solution
Light bar does not power on.	No power supply; loose connection.	Ensure power cable is securely connected to a working outlet and the light bar. Check power source.
Only one light bar works in a daisy chain.	Faulty power linking; incorrect master/slave setup.	Verify all power linking cables are secure. Ensure DMX master/slave settings are correctly configured for all units.
Colors are not changing or responding to DMX.	Incorrect DMX channel setting; DMX cable issue; DMX controller malfunction.	Check DMX channel settings on the light bar and controller. Ensure DMX cables are properly connected and not damaged. Test with a different DMX cable or controller if possible.
Light output is dim or inconsistent.	Power supply issue; internal component fault.	Ensure the light bar is receiving adequate power. If the problem persists, contact customer support.

## Specifications






Feature	Detail
Brand	YeeSite
Model Number	YS-144led
Light Source Type	Light Emitting Diode (LED)
Number of Light Sources	144
Light Source Wattage	60 Watts

Feature	Detail
Color	Black
Material	Aluminum
Product Dimensions	30"L x 3"W x 3"H
Item Weight	4.59 pounds
Power Source	Corded Electric
Mounting Type	Wall Mount
Bulb Features	RGB, Sound Activated
DMX Channels	3/5/8/36/40 (selectable)

### Warranty and Support

YeeSite is committed to providing high-quality products. For detailed warranty information and customer support, please refer to the following resources:

- **User Manual (PDF):** For comprehensive instructions and diagrams, download the official user manual:  
[Download User Manual](#)
- **Protection Plans:** Extended protection plans are available for purchase to cover your product beyond the standard warranty period. Options include 3-Year, 4-Year, and Complete Protect plans.
- **YeeSite Brand Store:** Visit the official YeeSite store on Amazon for more products and brand information:  
[Visit YeeSite Store](#)

	<p><a href="#">144LEDS RGB Stage Light Bar User Manual</a></p> <p>User manual for the 144LEDS RGB Stage Light Bar, covering safety instructions, DMX signal connection, technical specifications, setting menu operations, DMX modes, and maintenance.</p>
	<p><a href="#">YeeSite 60W RGB Pixel Light Bar User Manual</a></p> <p>User manual for the YeeSite 60W RGB Pixel Light Bar, covering introduction, unpacking, customer support, warranty registration, safety guidelines, product overview, dimensions, installation, rigging, setup, DMX linking, control panel, system menu, operating instructions, and specifications.</p>
	<p><a href="#">YeeSite 120W 18LEDS RGBW Stage Wash Light Bar User Manual</a></p> <p>User manual for the YeeSite 120W 18LEDS RGBW Stage Wash Light Bar, covering introduction, unpacking, customer support, safety guidelines, installation, rigging, setup, DMX operation, master-slave mode, static color mode, sound active mode, auto mode, program speed, DMX traits for various channel modes, and specifications.</p>
	<p><a href="#">144LEDS RGB Stage Light Bar User Manual</a></p> <p>User manual for the 144LEDS RGB Stage Light Bar, covering safety instructions, DMX signal connection, technical specifications, setting menu operations, DMX modes, and maintenance.</p>
	<p><a href="#">YeeSite 60W RGB Pixel Light Bar User Manual</a></p> <p>User manual for the YeeSite 60W RGB Pixel Light Bar, covering introduction, unpacking, customer support, warranty registration, safety guidelines, product overview, dimensions, installation, rigging, setup, DMX linking, control panel, system menu, operating instructions, and specifications.</p>



YeeSite

120W 18LEDs RGBW STAGE WASH LIGHT BAR

User Manual



### [YeeSite 120W 18LEDs RGBW Stage Wash Light Bar User Manual](#)

User manual for the YeeSite 120W 18LEDs RGBW Stage Wash Light Bar, covering introduction, unpacking, customer support, safety guidelines, installation, rigging, setup, DMX operation, master-slave mode, static color mode, sound active mode, auto mode, program speed, DMX traits for various channel modes, and specifications.