

GTRS W900

GTRS W900 Headless Travel Smart Electric Guitar User Manual

Model: W900 | Brand: GTRS

1. INTRODUCTION

This user manual provides detailed instructions for the setup, operation, maintenance, and troubleshooting of your GTRS W900 Headless Travel Smart Electric Guitar. Please read this manual thoroughly to ensure proper use and to maximize the potential of your instrument. The GTRS W900 combines traditional guitar craftsmanship with advanced smart technology, offering a versatile and portable playing experience.



Figure 1: GTRS W900 Headless Travel Guitar (Aurora Purple)

2. KEY FEATURES

- **Integrated Smart System:** Built-in intelligent process system with amp models, effects, drum machine, and looper accessible via the GTRS App.
- **Headless Design:** Compact and lightweight for enhanced portability and travel convenience.
- **Premium Construction:** Crafted in the GTRS Guitar Workshop with a roasted flame maple C-shaped neck, Indian rosewood fingerboard, and color-changing paint body.
- **Custom Pickups:** Features proprietary GTRS HM-2N and HM-2B Alnico V Humbucker Pickups designed for optimal performance with the smart system.
- **UHF Wireless Transmitter:** Built-in UHF wireless transmitter for cable-free playing when paired with a GWU4 receiver (sold separately).
- **Extended Battery Life:** Up to 9 hours of battery life for extended playing sessions.

3. PACKAGE CONTENTS

Upon unboxing your GTRS W900 guitar, please verify that all the following items are included:



Figure 2: GTRS W900 Package Contents

- GTRS W900 Headless Travel Smart Electric Guitar
- GTRS Gig Bag
- USB-C Charging Cable
- Hex Wrenches for adjustments
- User Manual (this document)
- GTRS Wireless Transmitter (if included in your specific package)

4. SETUP GUIDE

4.1 Initial Inspection

Before first use, carefully inspect the guitar for any signs of damage during shipping. Check the neck, body, and hardware. Ensure all controls and tuners operate smoothly.

4.2 Charging the Guitar

The GTRS W900 features an internal Lithium Ion battery. Connect the provided USB-C cable to the guitar's charging port and a compatible USB power adapter (not included). A full charge provides approximately 9 hours of battery life. The LED indicator will show charging status.

4.3 GTRS App Connection

The GTRS App is essential for accessing the full range of smart features. Download the 'GTRS' app from your device's app store (iOS/Android). Once installed, open the app and follow the on-screen instructions to connect to your GTRS W900 via Bluetooth. You may need to scan a QR code located on the back of the guitar's neck plate to pair the device.



Figure 3: GTRS App Interface

4.4 Guitar Controls Overview



Figure 4: GTRS W900 Control Layout

Control	Function
Volume Knob	Adjusts the overall output volume.
Tone Knob	Adjusts the tone (treble cut).
Pickup Selector Switch	Selects between neck, bridge, or both humbucking pickups.
GTRS Super Knob	Activates/deactivates the GTRS intelligent system and cycles through presets.
Output Jack	Connects to amplifier, audio interface, or headphones.

5. OPERATING INSTRUCTIONS

5.1 Using the GTRS App

The GTRS App provides comprehensive control over your guitar's digital features. Within the app, you can:

- Select and customize various amplifier models and effects.
- Access and manage drum machine patterns for practice.
- Utilize the looper function for creating layered performances.
- Download and share tones from the cloud community.
- Update the guitar's firmware.

5.2 Wireless Transmitter Operation

For a cable-free experience, the GTRS W900 is equipped with a built-in UHF wireless transmitter. To use this feature, you will need a compatible GTRS GWU4 wireless receiver (sold separately). Plug the receiver into your amplifier or audio interface, and ensure both the guitar and receiver are powered on and paired according to their respective manuals. The effective range is up to 15 meters.



Figure 5: GTRS Wireless Transmitter

5.3 Pickup Selection and Tone Control

The 3-way pickup selector switch allows you to choose between the neck humbucker, bridge humbucker, or both. The volume and tone knobs function as standard guitar controls, allowing for immediate adjustments to your sound even when the smart system is disengaged.



Figure 6: GTRS W900 Rear View

6. MAINTENANCE

6.1 Cleaning

Regularly wipe down your guitar with a soft, lint-free cloth. For the body, use a guitar-specific polish or a slightly damp cloth. Avoid abrasive cleaners. Clean the fretboard with a suitable fretboard conditioner periodically to prevent drying and cracking.

6.2 String Replacement

Replace strings regularly to maintain optimal tone and playability. The GTRS W900 uses 09-42 gauge strings. Refer to online resources or a qualified technician for headless guitar string replacement procedures if unfamiliar.

6.3 Battery Care

To prolong battery life, avoid fully discharging the guitar's battery frequently. Charge it regularly, and if storing for an extended period, ensure the battery is at approximately 50% charge. Do not expose the guitar to extreme temperatures.

6.4 General Storage

Store the guitar in its gig bag or a hard case when not in use to protect it from dust, humidity fluctuations, and physical damage. Keep it away from direct sunlight and heat sources.

7. TROUBLESHOOTING

Problem	Possible Cause	Solution
No sound output	Guitar not powered on; cable faulty; amplifier off; GTRS system disengaged.	Ensure guitar is charged and powered on. Check cable connections. Verify amplifier is on. Press GTRS Super Knob to engage system.
App not connecting to guitar	Bluetooth off; guitar not in pairing mode; app issue.	Ensure Bluetooth is enabled on your device. Restart both guitar and app. Re-scan QR code if necessary.
Poor tuning stability	New strings; improper string installation; environmental changes.	Stretch new strings thoroughly. Ensure strings are properly seated in the bridge. Allow guitar to acclimate to environment.
Unwanted noise/hum	Grounding issue; faulty cable; interference.	Try a different cable. Ensure proper grounding of all equipment. Move away from electronic devices.

8. SPECIFICATIONS




Feature	Detail
Model Number	W900
Item Weight	14.22 pounds
Package Dimensions	36.25 x 16.5 x 6.25 inches
Country of Origin	China
Batteries	1 Lithium Ion battery (included)
Back Material	Rosewood, Maple Wood
Body Material	Color-changing paint
Color Name	Aurora Purple
Fretboard Material	Indian Rosewood
Guitar Pickup Configuration	GTRS HM-2N/HM-2B Alnico V Humbucker Pickups
Scale Length	25-1/2"
String Material	09-42
Top Material	Maple Wood, Rosewood
Neck Material Type	Maple




Feature	Detail
Number of Strings	7
Guitar Bridge System	GTRS HL-I
Hand Orientation	Right

9. WARRANTY AND SUPPORT

The GTRS W900 Headless Travel Smart Electric Guitar is covered by a manufacturer's warranty against defects in materials and workmanship. For specific warranty terms, duration, and claim procedures, please refer to the warranty card included with your product or visit the official GTRS website. For technical support, product registration, or service inquiries, please contact GTRS customer service through their official channels. Keep your proof of purchase for warranty claims.

Related Documents - W900

	<p>GTRS W900 Intelligent Guitar Owner's Manual GTRS Tech</p> <p>Comprehensive owner's manual for the GTRS W900 Intelligent Guitar, covering precautions, layout, quick tour, instructions, and specifications. Learn how to use the GTRS App, Bluetooth features, and more.</p>
	<p>GTRS Intelligent Guitar W800/W900 Owner's Manual</p> <p>Comprehensive owner's manual for the GTRS Intelligent Guitar models W800 and W900, covering setup, features, tone options, and specifications. Learn how to use your GTRS guitar with the GTRS App and various connection modes.</p>
	<p>GTRS Intelligent Guitar Owner's Manual</p> <p>Comprehensive owner's manual for the GTRS Intelligent Guitar, covering setup, operation, features, and specifications. Includes instructions for the GTRS App, Super Knob, tuner, battery management, and wireless system.</p>

	<p>GTRS Intelligent Guitar Owner's Manual - Features, Specifications, and Operation</p> <p>Comprehensive owner's manual for the GTRS Intelligent Guitar, covering precautions, layout, quick tour, instructions for the GTRS App, Super Knob functions, connectivity options, tone settings (OD, AMP, CAB, DYNA, MOD, DELAY, REVERB), and detailed specifications. Learn how to use your GTRS guitar effectively.</p>
	<p>GTRS Intelligent Guitar Owner's Manual</p> <p>Explore the features and functionality of the GTRS Intelligent Guitar with this comprehensive owner's manual. It covers setup, operation, safety guidelines, and technical specifications for an optimal user experience.</p>
	<p>GTRS Intelligent Guitar Owner's Manual - W900/W901/S900</p> <p>Comprehensive owner's manual for the GTRS Intelligent Guitar series (W900, W901, S900), detailing setup, operation, features, and specifications. Learn about the GTRS App, Bluetooth connectivity, wireless system, and direct recording capabilities.</p>