

TIMEX TWTG73SMU02

TIMEX Analog Watch User Manual

Model: TWTG73SMU02

1. INTRODUCTION

This manual provides instructions for the proper use and care of your TIMEX Analog Watch, Model TWTG73SMU02. This timepiece features a classic design with a white round dial, silver stainless steel bracelet, and is water resistant.

Please read this manual thoroughly to ensure optimal performance and longevity of your watch.

2. WATCH COMPONENTS

Familiarize yourself with the main components of your TIMEX watch:

- **Dial:** The watch face displaying time.
- **Hands:** Hour, minute, and second hands.
- **Crown:** The knob on the side used for setting time.
- **Case:** The main body of the watch.
- **Bracelet:** The stainless steel band.
- **Clasp:** Mechanism to secure the bracelet on your wrist.



Figure 1: Front view of the TIMEX Analog Watch TWTG73SMU02.

3. SETUP

3.1 Setting the Time

1. **Pull the Crown:** Gently pull the crown (the small knob on the side of the watch case) outwards to position 2.

You may feel a slight click.

2. **Adjust the Time:** Turn the crown clockwise or counter-clockwise to move the hour and minute hands until the correct time is displayed.
3. **Push the Crown Back:** Once the time is set, push the crown back into its original position (position 1) against the watch case. The second hand will begin to move, indicating the watch is running.



Figure 2: Side view illustrating the watch crown.

3.2 Adjusting the Bracelet

The stainless steel bracelet may require adjustment to fit your wrist comfortably. This typically involves adding or removing links. For proper adjustment, it is recommended to visit a professional jeweler or watch repair service.



Figure 3: Back view of the watch, showing the bracelet and clasp.



Figure 4: The watch worn on a wrist.

4. OPERATING THE WATCH

4.1 Timekeeping

Your TIMEX watch is powered by a precise Quartz movement, ensuring accurate timekeeping. Once the time is set,

the watch will continuously display the current time.



Figure 5: Close-up view of the watch dial.

4.2 Water Resistance

This watch is water resistant up to 30 meters (3 ATM). This means it is suitable for everyday use and can withstand splashes or brief immersion in water. It is **not** suitable for swimming, showering, or diving.

Important: Do not operate the crown while the watch is wet or submerged in water, as this can compromise

the water resistance.

5. MAINTENANCE

5.1 Cleaning Your Watch

To maintain the appearance of your watch, wipe the case and bracelet regularly with a soft, dry cloth. For stainless steel, a slightly damp cloth can be used, followed by a dry cloth. Avoid using harsh chemicals or abrasive materials.

5.2 Battery Replacement

The watch is powered by a watch battery. When the watch stops running, the battery may need replacement. It is recommended to have the battery replaced by a qualified watch technician to ensure the watch's integrity and water resistance are maintained.

6. TROUBLESHOOTING

- **Watch Not Running:**
 - Ensure the crown is fully pushed in (position 1).
 - The battery may need replacement. Refer to Section 5.2.
- **Incorrect Time:**
 - Reset the time as described in Section 3.1.
 - If the time continues to be inaccurate, the watch may require servicing.

7. SPECIFICATIONS

Feature	Detail
Brand	TIMEX
Model	TWTG73SMU02
Display Type	Analog
Movement	Quartz
Dial Color	White
Case Material	Brass
Band Material	Stainless Steel
Water Resistance	30 meters (3 ATM)
Product Dimensions	10 x 10 x 10 cm (Packaging)
Item Weight	300 g (Packaging)
Battery Type	Watch battery (1 included)
Battery Cell Composition	Alkaline (Button Cell)

8. WARRANTY AND SUPPORT

8.1 Warranty Information

Your TIMEX watch comes with a one-year warranty covering manufacturing defects. Please retain your proof of purchase for warranty claims. The warranty does not cover normal wear and tear, accidental damage, or damage resulting from improper use or unauthorized repairs.

8.2 Customer Support

For any assistance, questions, or service requests, please contact TIMEX Customer Support:

- **Phone:** 1800 419 2727 (Monday to Saturday, 10 AM - 7 PM)
- **Online Product Authentication:** You can verify your product's authenticity and access more information by scanning the QR code on the watch back or visiting: <https://app.timexindia.com/pa?uid=D07hqaHqcvBgNF3MkQfCCg>











170 Years of Timeless Craftsmanship & The Legacy of Watchmaking
That Never Stops Ticking.

Figure 6: TIMEX Customer Support details and product authentication QR code.



	<p>Timex Analog Watch User Manual - Features, Settings, and Care</p> <p>Comprehensive user guide for Timex Analog watches, covering setup, features like INDIGLO® Night-Light, water resistance, alarms, perpetual calendar, and maintenance. Available in multiple languages.</p>
	<p>Timex Analog Watch User Manual</p> <p>This comprehensive user manual provides detailed instructions for operating and maintaining your Timex Analog watch. It covers setup, feature usage including INDIGLO® night-light and alarms, water resistance guidelines, bracelet adjustment, and warranty details.</p>
	<p>Timex Watch User Manual - Instructions and Guides</p> <p>Comprehensive user manual for Timex watches, providing detailed instructions, setup guides, and troubleshooting tips in multiple languages. Learn how to operate your Timex timepiece effectively.</p>
	<p>Timex Watch User Manual: Features, Operation, and Care</p> <p>Comprehensive user manual for Timex watches, detailing features like analog and digital time, multiple time zones, alarms, chronographs, timers, water resistance, and bracelet adjustment.</p>
	<p>Timex Combination Watch User Manual and Instructions</p> <p>Comprehensive user manual for the Timex Combination Analog/Digital Watch, detailing features like INDIGLO night-light, various time modes, chronograph, countdown timer, second time zone, water resistance, and warranty information.</p>
	<p>Timex Combo Watch User Manual and Guide</p> <p>Comprehensive user manual and guide for the Timex Combo Watch, covering features, basic operation, time setting, stopwatch, alarm, INDIGLO night-light, water and shock resistance, battery replacement, and international warranty.</p>