

[Manuals.plus](#) /

> [tectake](#) /

> tectake Modular Poly Rattan Garden Lounge Set 404791-2 Instruction Manual

## tectake 404791-2

# tectake Modular Poly Rattan Garden Lounge Set

Model: 404791-2

## 1. INTRODUCTION

---

This instruction manual provides important information for the safe assembly, operation, and maintenance of your tectake Modular Poly Rattan Garden Lounge Set. Please read this manual carefully before assembly and retain it for future reference.



*Image 1.1: Overview of the tectake Modular Poly Rattan Garden Lounge Set.*

## 2. SAFETY INFORMATION

---

- Assemble all components with caution, ensuring all connections are secure.
- Use the furniture set outdoors with care.
- Be aware of sharp edges on the glass table during assembly and use.
- Ensure the furniture is placed on a stable, level surface to prevent tipping.
- Do not exceed the maximum weight capacities for seating and the table.

## 3. PACKAGE CONTENTS

---

Verify that all components listed below are present in your package before beginning assembly. If any parts are missing or damaged, please contact customer support.

- 2 x Armchairs with cushions
- 2 x Corner armchairs with cushions
- 1 x Central part with cushions
- 1 x Stool with cushion
- 1 x Table with glass plate
- 6 x Connection clips
- Mounting material
- Assembly instructions

**tectake**  
jardin

## Informations sur le produit

### DIMENSIONS

**Dimensions du fauteuil**  
70 x 69 x 65 cm

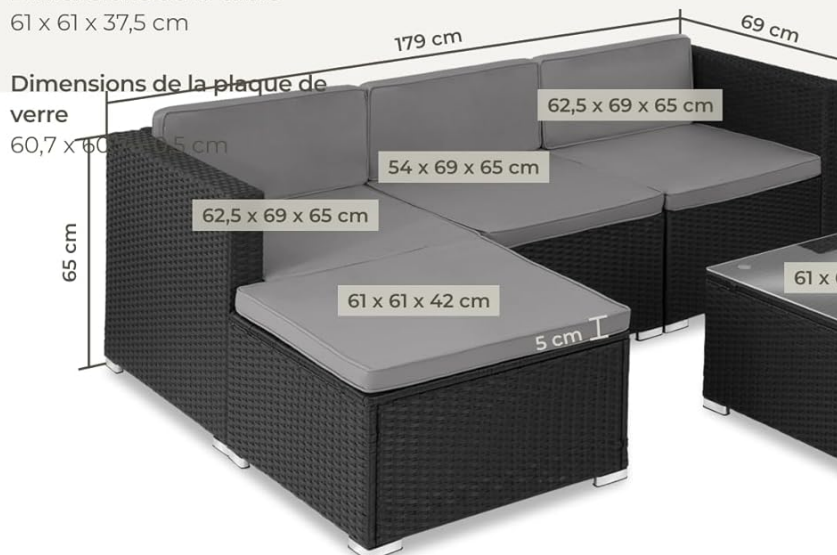
**Dimensions du fauteuil d'angle**  
62,5 x 69 x 65 cm

**Dimensions de la partie centrale**  
54 x 69 x 65 cm

**Dimensions du tabouret**  
61 x 61 x 42 cm

**Dimensions de la table**  
61 x 61 x 37,5 cm

**Dimensions de la plaque de verre**  
60,7 x 60,7 x 5 cm

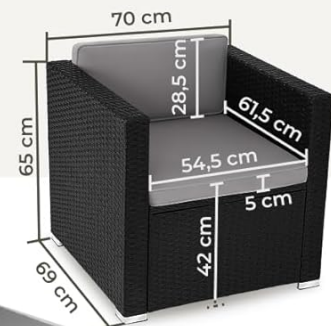


### CARACTÉRISTIQUES TECHNIQUES

**Capacité par place assise** 120 kg  
**Capacité de la table** 45 kg  
**Poids du fauteuil** env. 12 kg  
**Poids du fauteuil d'angle** env. 9,5 kg  
**Poids partie centrale** env. 7,5 kg  
**Poids du tabouret** env. 6,5 kg  
**Poids de la table** (avec la plaque de verre) env. 10 kg  
**Matériaux** acier revêtu par poudre, polyéthylène, 100 % polyester, verre

### CONTENU

2 Fauteuils avec coussins  
 2 Fauteuils d'angle avec coussins  
 Partie centrale avec coussins  
 Tabouret avec coussins  
 Table avec plaque en verre  
 6 pinces d'assemblage  
 Matériel de montage  
 Instructions de montage



Les mesures sont approximatives

Image 3.1: Product dimensions and a visual list of included components.

## 4. SETUP AND ASSEMBLY

Your tectake garden lounge set requires self-assembly. Follow the provided assembly instructions carefully. The modular design allows for flexible arrangement of the components.


## 4.1. General Assembly Steps

1. Unpack all components and verify against the package contents list.
2. Assemble each furniture module (armchairs, corner armchairs, central part, stool, table) according to the detailed assembly instructions provided in the box. Ensure all screws and fasteners are tightened securely.
3. Place the safety glass plate onto the table, ensuring it is securely held by the four suction cups.
4. Attach the anti-slip corner feet to the base of each module for optimal stability and floor protection.
5. Arrange the modular elements as desired. Use the plastic connection clips to link adjacent modules together for a stable configuration.
6. Place the cushions on the seats and backrests.



Les différents éléments peuvent être reliés entre eux à volonté à l'aide de clips pratiques en plastique.

La plaque en verre sécurisé est maintenue de manière fiable par 4 ventouses.



Les pieds d'angle antidérapants garantissent une stabilité optimale tout en protégeant vos sols.

Les housses déperlantes sont faciles d'entretien et aisément amovibles grâce aux fermetures éclair.

*Image 4.1: Details of connection clips, anti-slip feet, glass plate attachment, and cushion fabric.*

## 5. OPERATING INSTRUCTIONS

This modular lounge set is designed for versatile outdoor use. Its individual elements can be rearranged to suit

various needs and spaces, such as a patio, balcony, or garden terrace.

- **Modularity:** The seven individual modules can be configured into various layouts, from a compact seating area to an extended lounge. Use the provided connection clips to secure your chosen arrangement.
- **Multi-function Stool:** The stool can serve as an additional seat or a comfortable footrest.
- **Table Use:** The table with its safety glass plate is suitable for holding drinks, snacks, or decorative items.

## 6. MAINTENANCE

---

Proper care will extend the lifespan and appearance of your garden lounge set.

### 6.1. Cleaning

- **Poly Rattan:** Clean the poly rattan weaving with a soft cloth, mild soap, and water. Rinse thoroughly and allow to air dry. Avoid abrasive cleaners or brushes that could damage the material.
- **Cushions:** The cushion covers are removable, water-repellent, and washable. Follow the care instructions on the cushion labels, typically machine wash cold and air dry.
- **Glass Tabletop:** Clean the glass surface with a standard glass cleaner and a soft cloth.
- **Steel Frame:** Wipe the powder-coated steel frame with a damp cloth.

### 6.2. Weather Protection

While the set is designed to be weather-resistant, prolonged exposure to harsh weather conditions can affect its durability and appearance.

- We recommend using a protective cover when the furniture is not in use, especially during adverse weather or off-season storage.
- Store cushions indoors during rain or prolonged periods of non-use to maintain their quality.

RÉSISTANT AUX  
intempéries



Housses déperlantes





Image 6.1: The set is designed to be weather-resistant, but protective covers are recommended for extended durability.

## 7. TROUBLESHOOTING

- **Missing Parts:** If any parts are missing upon unpacking, refer to the 'Package Contents' section and contact customer support with your model number and a description of the missing part(s).
- **Unstable Furniture:** Ensure all assembly screws are fully tightened. Check that the furniture is placed on a flat, level surface. Verify that the anti-slip feet are correctly installed.
- **Cushion Issues:** If cushions appear flattened, fluff them regularly. For stains, follow the cleaning instructions for cushion covers.

## 8. SPECIFICATIONS

Feature	Detail
---------	--------

Feature	Detail
Model Number	404791-2
Color	Black
Seating Capacity	5-6 persons
Total Item Weight	65.4 kg
Materials	Powder-coated steel frame, polyethylene (poly rattan), 100% polyester cushions, glass tabletop
Armchair Dimensions (W x D x H)	70 x 69 x 65 cm
Corner Armchair Dimensions (W x D x H)	62.5 x 69 x 65 cm
Central Part Dimensions (W x D x H)	54 x 69 x 65 cm
Stool Dimensions (W x D x H)	61 x 61 x 42 cm
Table Dimensions (W x D x H)	61 x 61 x 37.5 cm
Glass Plate Dimensions (W x D x Thickness)	60.7 x 60.7 x 0.5 cm
Max. Seating Capacity (per seat)	120 kg
Max. Table Capacity	45 kg
Assembly Required	Yes

## 9. WARRANTY AND SUPPORT

For warranty information or technical support, please refer to the documentation included with your purchase or contact tectake customer service directly. Keep your proof of purchase for any warranty claims.