

Ray-Ban RB4264

Ray-Ban RB4264 Chromance Square Sunglasses User Manual

Brand: Ray-Ban | Model: RB4264

1. INTRODUCTION

This manual provides essential information for the proper use and care of your Ray-Ban RB4264 Chromance Square Sunglasses. These sunglasses are designed with advanced Chromance lenses, offering enhanced color, contrast, and clarity, along with 100% UV protection and polarization to reduce glare.



Figure 1: Front view of Ray-Ban RB4264 Chromance Square Sunglasses, showcasing the grey frame and mirrored gold polarized lenses.

2. KEY FEATURES


- **Chromance Lenses:** Innovative six-layer anti-reflection treatment that eliminates reflections and glare, maximizing contrast for vivid texture and contour.
- **Polarized Lenses:** Reduces glare from reflective surfaces like water, snow, and roads, improving visual comfort and clarity.
- **100% UV Protection:** Shields your eyes from harmful UVA and UVB rays.
- **Lightweight Nylon Frame:** Provides durability and comfort for extended wear.
- **Full Rim Design:** Offers robust lens protection and a classic aesthetic.
- **Optimal Fit:** Square model designed to complement oval and round face shapes.

BI-GRADIENT LENSES

WITH CHROMANCE



Clear Gradient
Dark Brown
Mirror Gradient
Silver



Clear Gradient
Dark Green
Mirror Gradient
Silver



Clear Gradient
Dark Gray Mirror
Gradient Silver



Clear Gradient
Dark Blue Mirror
Gradient Silver

Figure 2: Explanation of Chromance lens technology, highlighting enhanced contrast and color perception.

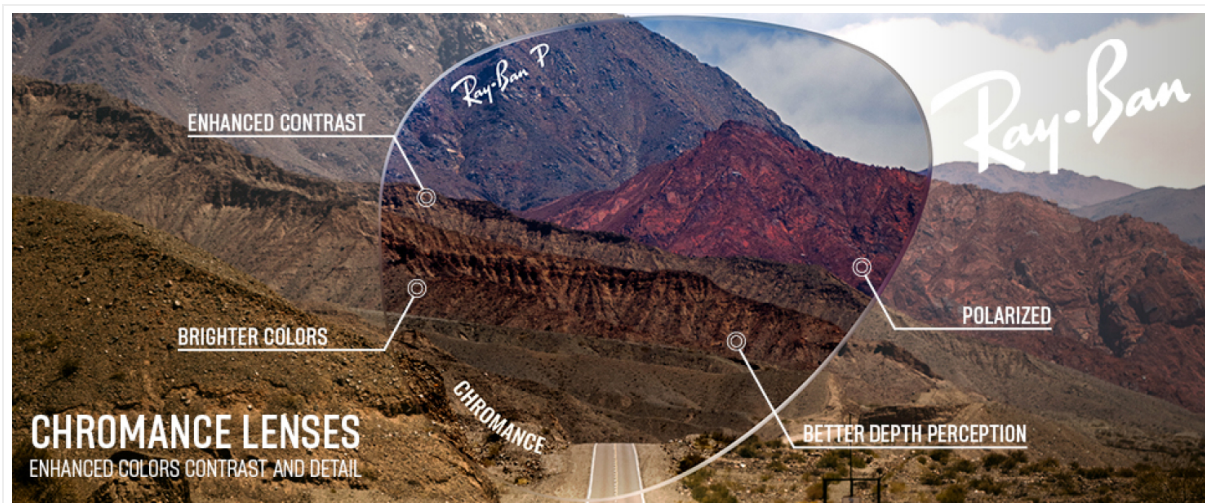


Figure 3: Visual representation of the benefits provided by Chromance lenses, including enhanced contrast, brighter colors, and improved clarity.

3. SETUP AND FIT

Your Ray-Ban RB4264 sunglasses are designed for a comfortable and secure fit. While minimal setup is required, ensuring a proper fit enhances both comfort and optical performance.

3.1. Initial Fit

- Gently place the sunglasses on your face. The temples (arms) should rest comfortably over your ears without pinching.
- The nose pads should sit evenly on your nose bridge, supporting the frame without leaving marks or slipping.
- The lenses should cover your eyes adequately, providing full protection from sunlight.

3.2. Adjustments

The frame is made of lightweight, flexible nylon. Minor adjustments to the temple arms can be made by a qualified optician if needed to achieve a perfect fit. Avoid attempting significant adjustments yourself to prevent damage.



Figure 4: Side view of the sunglasses, illustrating the temple arm design and fit.

4. OPERATING INSTRUCTIONS

To use your Ray-Ban RB4264 Chromance Square Sunglasses, simply place them on your face when exposed to bright sunlight or glare. The advanced Chromance polarized lenses will immediately begin to enhance your visual experience.

4.1. Benefits in Use

- **Glare Reduction:** Ideal for driving, water sports, or any activity where reflective glare is present.
- **Enhanced Vision:** Experience clearer, more vibrant colors and improved depth perception, making details more apparent.
- **Eye Protection:** Continuous protection from harmful UV rays, reducing eye strain and long-term damage.

Always handle your sunglasses by the frame to avoid touching the lenses, which can leave smudges.

5. MAINTENANCE AND CARE

Proper maintenance ensures the longevity and optimal performance of your Ray-Ban sunglasses.

5.1. Cleaning Instructions

- Use a soft, dry, lint-free cloth (preferably a microfiber cloth) to clean the lenses and frame.
- For stubborn smudges or dirt, lightly dampen the cloth with water or a specialized lens cleaning solution. Avoid using harsh chemicals, paper towels, or clothing, as these can scratch the lenses.
- Gently wipe the lenses in a circular motion until clean and dry.

5.2. Storage

When not in use, always store your sunglasses in their protective case. This prevents scratches, dust accumulation, and accidental damage. Avoid leaving sunglasses in direct sunlight for extended periods (e.g., on a car dashboard), as extreme heat can warp the frame or damage the lens coatings.



Figure 5: A clear front view of the sunglasses, emphasizing the importance of clean lenses for optimal vision.

6. TROUBLESHOOTING

This section addresses common issues you might encounter with your sunglasses.

| Problem | Solution |
|--------------------------------------|---|
| Lenses appear smudged or dirty. | Clean with a soft, dry microfiber cloth. For persistent marks, use a specialized lens cleaning spray. |
| Sunglasses feel loose or slide down. | Visit a qualified optician for professional adjustment of the frame and temple arms. |
| Scratches on lenses. | Unfortunately, lens scratches are generally permanent. Always store sunglasses in their protective case to prevent scratches. Replacement lenses may be available through authorized dealers. |
| Frame feels warped or damaged. | Avoid exposing sunglasses to extreme heat. For significant damage, consult an authorized Ray-Ban dealer for repair options. |

7. PRODUCT SPECIFICATIONS

| Feature | Detail |
|--------------------|---|
| Model Number | RB4264 (0RB4264) |
| Frame Type | Full Rim |
| Lens Technology | Chromance, Polarized |
| UV Protection | 100% UV Protection |
| Frame Material | Nylon (Lightweight, Flexible) |
| Product Dimensions | 58 / 18 / 145 (Lens Width / Bridge Width / Temple Length in mm) |

| Feature | Detail |
|-------------------|---|
| Care Instructions | Clean with a soft, dry cloth. Store in a protective case when not in use. |
| Origin | Imported |



Figure 6: Rear view of the sunglasses, showing the frame structure and temple details.



8. WARRANTY AND SUPPORT


8.1. Manufacturer's Warranty

Ray-Ban products are manufactured to the highest standards and come with a manufacturer's warranty against defects in materials and workmanship. Please refer to the warranty card included with your purchase for specific terms, conditions, and duration. Keep your proof of purchase for warranty claims.

8.2. Customer Support

For further assistance, product inquiries, or warranty service, please contact an authorized Ray-Ban dealer or visit the official Ray-Ban website for customer support information. Ensure you have your model number (RB4264) and proof of purchase ready when contacting support.

| | |
|--|--|
|  The image shows the cover of a 'REFERENCE GUIDE' for Ray-Ban Stories smart glasses. The title 'REFERENCE GUIDE' is at the top, followed by 'HOW TO SET UP, CONTROL, AND CHARGE'. Below this, there's a section titled 'RAY-BAN STORIES' with a diagram of the glasses and numbered callouts (1-10) pointing to various features. Another section is titled 'FACEBOOK VIEW APP' with a QR code and instructions. At the bottom, there's a 'POWER SWITCH' section with a diagram of the glasses and instructions. The Ray-Ban logo is at the very bottom. | <p>Ray-Ban Stories Smart Glasses Reference Guide</p> <p>A comprehensive guide to Ray-Ban Stories smart glasses, covering setup, controls for capturing photos and videos, managing calls, using the Facebook Assistant, and understanding charging indicators.</p> |
|  The image shows a small, partially visible document titled 'RAY-BAN META COLLECTION SMART GLASSES: HEALTH, SAFETY, AND WARRANTY INFORMATION'. It appears to be a multi-page document with text and possibly some diagrams. | <p>Ray-Ban Meta Collection Smart Glasses: Health, Safety, and Warranty Information</p> <p>Comprehensive guide to the Ray-Ban Meta Collection smart glasses, covering health and safety precautions, handling, maintenance, international conformity, and Luxottica's limited warranty.</p> |
| | |



[Ray-Ban Meta Smart Glasses Quick Start Guide](#)

A comprehensive guide to getting started with your Ray-Ban Meta smart glasses, covering app download, charging, and feature explanations.




[Guide to Ray-Ban Stories: Understanding Smart Glasses and Bystander Privacy](#)

A comprehensive guide from ConnectSafely exploring Ray-Ban Stories smart glasses, detailing their functionality, privacy implications, responsible usage guidelines, and the future of wearable camera technology.


[Ray-Ban Stories Quick Start Guide and Reference](#)

A comprehensive guide to setting up, using, and managing your Ray-Ban Stories smart glasses, including features like capturing photos and videos, controlling playback, managing calls, and understanding LED indicators. Learn how to use the Facebook View app and access additional support.




[pdf]

ray ban chromance silmo16 en luxottica 80 sites files prbrand attachments 0 09 MB Media Luxottica NEW RAY BAN CHROMANCE LENS FOR EYES THAT LOVE COLOR RB4264 This bold squared frame design captures the powerful spirit of street style to a brand new standard in lens technology Chromance taking exceptional vision quality into whole ||| NEW RAY-BAN CHROMANCE LENS: FOR EYES THAT LOVE COLOR Milan, July 2016. Ray-Ban celebrates the vibran ... transforming icon-inspired design into an ambassador of contemporary style for urban adventurers. **RB4264** This bold squared frame design captures the powerful spirit of street style to frame a brand ... lang:en **score:34** filesize: 88.89 K page_count: 3 document date: 2016-07-06



[pdf]

Untitled Bekijk de CE marking Ray Ban Chromance RB4264 601 J0 Glasdiameter 58 bol original media s jJAYBwxGW85W ||| ... lang:en **score:18** filesize: 1.47 M page_count: 1 document date: 2022-08-07



[pdf]

Book5 Cristian Stanimir Cod articol Denumire Discount Summer Sale Pret Nou 5016455 SUN GUESS GS00203H 01B 56 20% 439 2 5016456 52B 5017034 GS00204 55 5015541 GUESS Regulament Optiplaza 1 06 31 08 2025 Anexa produse cdn contentspeed ro optiplaza100 websales cs content photos 202506 02 11 46 ||| Cod articol Denumire articol 5009786 AHA HICKMANN AH1545T 09A 54 4949819 ANA HICKMANN AH1358 04A 5 ... 7 SUN RAY BAN L RB4246 990/58 51 4970338 SUN RAY BAN L RB4255 601/5J 60 4928191 SUN RAY BAN L **RB4264** 601S A1 58 4902605 SUN RAY BAN L RB4267 6257/88 59 4925439 SUN RAY BAN L RB4275CH 601 S5J... lang:fr **score:9** filesize: 1.99 M page_count: 315 document date: 2025-05-30