

Cove B0C3F9G2CW (Reaper Time - Pepper Small)

Cove USA Premium Graphic Hoodies User Manual

Model: Reaper Time - Pepper Small (ASIN: B0C3F9G2CW)

PRODUCT OVERVIEW

The Cove USA Premium Graphic Hoodie is a heavyweight, fleece-lined sweatshirt designed for comfort and durability. Crafted from an ultra-soft cotton/polyester blend, it features a pre-shrunk fabric and a tag-less neck for enhanced wearability. This hoodie is part of Cove Surf Co.'s commitment to sustainability, with each purchase contributing to ocean debris removal.

Key features include:

- Premium Comfort:** Made with a cotton/polyester blend and fleece lining for a warm, ultra-soft interior.
- Pre-shrunk & Tagless:** Ensures a consistent fit after washing and irritation-free wear.
- Versatile Sizing:** Designed for a relaxed, generous fit, with options to size down for an athletic look or size up for an oversized fit.
- Sustainability Initiative:** Every purchase supports the removal of 1 pound of debris from the ocean.

SETUP AND INITIAL USE

Before wearing your new Cove USA Premium Graphic Hoodie, it is recommended to perform an initial wash. This helps to remove any manufacturing residues and can reduce initial lint or fuzzing, especially on darker colors.

First Wash Instructions:

- Machine wash cold with like colors.
- Turn the hoodie inside out to help preserve the graphic design.
- Tumble dry low.
- Do not bleach.

The hoodie is pre-shrunk, so you can expect the fit to remain consistent after washing.

OPERATING (WEARING AND SIZING)

The Cove USA Premium Graphic Hoodie is designed for comfortable, everyday wear. Its relaxed fit provides ample room for movement.

Sizing Guidance:

- True to Size:** For a standard, comfortable fit, select your usual size.
- Athletic Fit:** For a more fitted, athletic appearance, consider sizing down one size.

- **Relaxed/Oversized Fit:** For a looser, more relaxed or oversized feel, consider sizing up one size.

The drawstring hood allows for adjustable coverage and warmth.

MAINTENANCE AND CARE

Proper care will ensure the longevity and appearance of your hoodie. Follow these guidelines for washing and drying:

- **Washing:** Machine wash cold. Use a gentle cycle. Wash with similar colors to prevent color transfer.
- **Drying:** Tumble dry low. Remove promptly to avoid wrinkles. Air drying is also an option to further extend garment life.
- **Bleaching:** Do not use bleach, as it can damage the fabric and graphic design.
- **Ironing:** If ironing is necessary, turn the garment inside out and iron on a low setting. Do not iron directly on the graphic.
- **Graphic Preservation:** Always turn the hoodie inside out before washing and drying to protect the printed graphic from abrasion and fading.

TROUBLESHOOTING

While the Cove USA Premium Graphic Hoodie is designed for quality, some common observations can be addressed:

Issue	Possible Cause	Solution
Initial Fuzzing/Lint	New fleece lining may shed fibers during the first few washes.	Wash the hoodie inside out a few times before wearing with light-colored clothing. This shedding typically reduces significantly after 2-3 washes.
Graphic Fading/Cracking	Improper washing or drying, direct ironing on graphic.	Always wash inside out. Use cold water and tumble dry low. Avoid high heat and direct ironing on the graphic.
Shrinkage	Excessive heat during washing or drying.	The hoodie is pre-shrunk. To maintain size, always follow care instructions: machine wash cold, tumble dry low.

PRODUCT SPECIFICATIONS

- **Model Name:** Reaper Time - Pepper Small
- **ASIN:** B0C3F9G2CW (Parent), B0BTBZRQH7 (Variant)
- **Fabric Type:** 80% Cotton, 20% Polyester
- **Closure Type:** Lace Up (for drawstring)
- **Neck Style:** Hooded Neck
- **Care Instructions:** Machine Wash, Tumble Dry Low
- **First Available:** April 24, 2023

PRODUCT IMAGERY



Front view of the Cove USA Premium Graphic Hoodie. This image displays the overall cut and fit of the hoodie, along with the small graphic on the left chest area.



Angled front view of the hoodie, highlighting the hood, drawstrings, and the kangaroo pocket. This view provides a better perspective of the garment's texture and details.



Back view of the Cove USA Premium Graphic Hoodie, featuring the prominent "Reaper Time" graphic. The image shows the full design and the "COVE SURF CO." branding at the bottom.



Close-up of the small graphic located on the left chest of the hoodie. This detailed view highlights the intricate design of the grim reaper and surfboard motif.

SUPPORT AND CONTACT

For any questions regarding sizing, care, or general inquiries about your Cove USA Premium Graphic Hoodie, please do not hesitate to contact Cove Surf Company directly.





Cove Surf Co. is committed to customer satisfaction and is happy to assist with any concerns.

While specific warranty details are not provided, the brand emphasizes its commitment to quality and customer support. For assistance, please refer to the seller's contact information on the platform where the product was purchased.

You can also visit the official Cove Surf Company store page for more information[Cove Surf Company Store](#)

© 2024 Cove Surf Co. All rights reserved.
This manual is for informational purposes only. Product specifications are subject to change without notice.

Related Documents

	<p>Cove DW2450 DW2450WS Dishwasher Service Manual - General Information</p> <p>Service manual for Cove DW2450 and DW2450WS dishwashers, covering general information, troubleshooting, safety, model details, and warranty. Includes rating plate information and model key.</p>
	<p>Cove DW2450 and DW2450WS Dishwasher Technical Specifications and Cycles</p> <p>Detailed technical specifications, including electrical, water, and component data, for the Cove DW2450 and DW2450WS dishwashers. Includes a comprehensive overview of wash cycles, their durations, water usage, and options.</p>
	<p>Cove DW2450 and DW2450WS Wiring Diagrams Service Manual</p> <p>Detailed wiring diagrams for Cove DW2450 and DW2450WS dishwashers, including pre-TCO and heater rework, and post-TCO and heater rework configurations. This service manual provides essential information for qualified service personnel.</p>
	<p>Cove User Manual: Your Guide to Home Security</p> <p>Comprehensive user manual for the Cove security system, covering hub installation, alarm panel setup, arming/disarming procedures, sensor details, and alarm understanding. Learn how to protect your home with Cove.</p>