

[Manuals.plus](#) /

> [cumilo](#) /

> cumilo YJ670 60-Inch Smart Ceiling Fan with Light and Remote Control User Manual

## cumilo YJ670

# cumilo YJ670 60-Inch Smart Ceiling Fan User Manual

Model: YJ670 | Brand: cumilo

## 1. PRODUCT OVERVIEW

The cumilo YJ670 60-inch smart ceiling fan is designed for both indoor and outdoor covered spaces, offering advanced control options and efficient air circulation. It features a quiet DC motor, integrated dimmable LED lighting with adjustable color temperature, and a reversible function for year-round comfort.



Image: cumilo 60-inch smart ceiling fan with integrated LED light.

## 2. PACKAGE CONTENTS

Please ensure all components are present before beginning installation:

- Ceiling Fan Motor Assembly
- Fan Blades (3)
- LED Light Kit
- Remote Control (handheld and wall-mounted bracket)
- Downrods (6-inch and 10-inch options)
- Mounting Hardware
- User Manual
- 2\*AAA Batteries (required, but not included for remote)



Over 15 years, we've crafted efficient, long-lasting smart ceiling fans to elevate your home. Rigorously tested, quality-backed.

Guided by our principle: "Products are only as good as the people that make them", we foster inclusion and continuous innovation

Image: Key components of the cumilo ceiling fan.

### 3. SETUP AND INSTALLATION

Installation typically takes 35-50 minutes. It is recommended to review the full installation video and manual before starting.

#### 3.1 Safety Precautions

- Always turn off power at the circuit breaker before beginning installation.
- Ensure the mounting surface can support the weight of the fan.
- Consult a qualified electrician if you are unsure about wiring.

#### 3.2 Mounting Options

The fan supports downrod mount for flat ceilings and sloped ceilings up to 15 degrees. Two downrod lengths (6-inch and 10-inch) are included to accommodate different ceiling heights.

**Note:** This fan is not suitable for plaster or drywall ceilings without solid frame support at the back.

# 60 Inch Ceiling Fan Details

35-50 min installation




Image: Fan dimensions, suitable room sizes, and damp rating details.

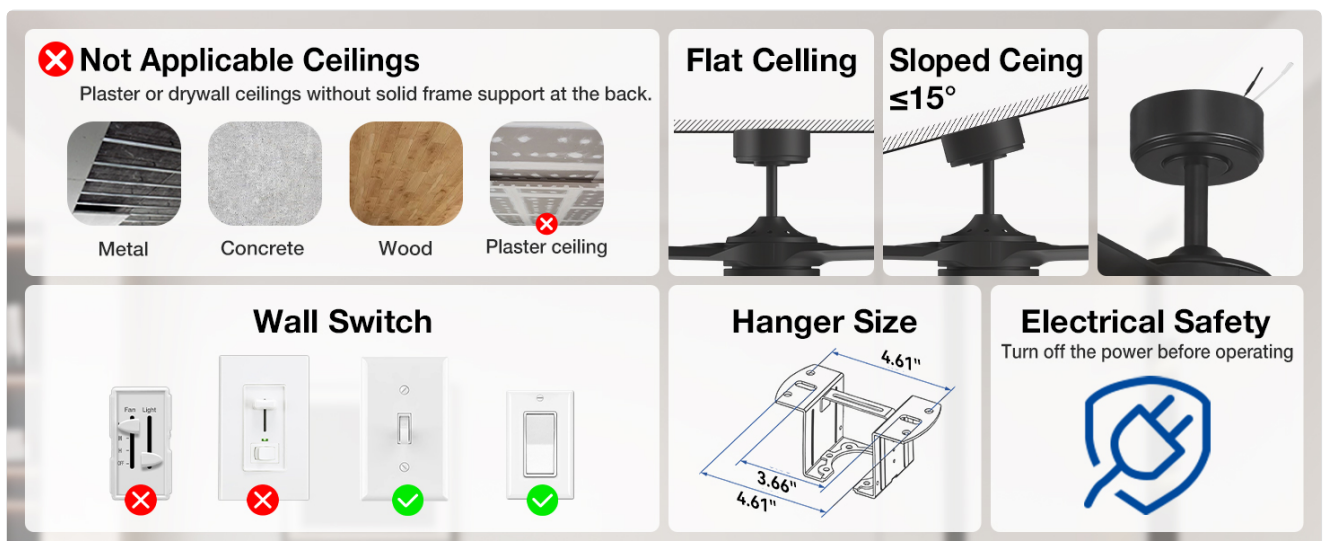


Image: Ceiling compatibility and electrical safety guidelines.

## 3.3 Wiring and Assembly

Follow the detailed wiring instructions provided in the included manual. Ensure all electrical connections are secure before mounting the fan canopy.

Your browser does not support the video tag.

Video: A short demonstration of the fan installation process, highlighting ease of setup.

Your browser does not support the video tag.

Video: Detailed steps for simple and quick installation of the smart ceiling fan.

## 4. OPERATING INSTRUCTIONS

### 4.1 Control Methods

The cumilo YJ670 fan offers multiple control options:

- **Remote Control:** Use the included handheld remote or mount it to the wall for convenient access.
- **Smartphone App:** Control the fan from anywhere via the dedicated app (ensures basic functions even if WiFi is unavailable).
- **Voice Control:** Compatible with Alexa and Google Assistant for hands-free operation.

# 3 Control Way

Make your life more convenient

## APP Control



## Vocie Control

Hi, Alexa, Turn on the fan

Okay!

Set the wind speed to level 2



works with Google

works with alexa



## Remote Control



## Wall Switch

Standard switches   
Adjustable switches



Image: Overview of the fan's multiple control methods.

Your browser does not support the video tag.

Video: Demonstration of the ultra-quiet operation and remote control functionality.

Your browser does not support the video tag.

Video: Overview of the smart features, including Google and Alexa compatibility and app control.

## 4.2 Fan Speed and Reversible Function

The fan features 6 adjustable speeds to suit your comfort needs. The quiet DC motor operates at under 30dB.

The reversible function allows for year-round use:

- **Summer Mode (Downdraft):** Pushes cool air down.
- **Winter Mode (Updraft):** Pulls warm air up, circulating heat.

# 6 Speeds Reversible

Warm in winter, Cool in summer



**LOW**

Comfortable wind

**Level 1-2**



**MEDIUM**

Natural wind

**Level 3-4**



**HIGH**

Cooling wind

**Level 5-6**



Image: Explanation of 6 fan speeds and reversible airflow.

## Have a Restful Experience

Noiceless Fan with Auto Timer for Perfect Sleep

40dB  
Whisper

30dB  
**Ours**

50dB  
Chatting

1/4/8 H  
Timer Setting

Image: Fan noise levels and timer feature for undisturbed rest.


### 4.3 LED Lighting

The integrated LED light offers 3 color modes and is fully dimmable:

- **Color Temperatures:** 3000K (Warm Light), 4000K (Nature Light), 5000K (Cold Light).
- **Dimmable:** Adjust brightness from 0% to 100%.
- **Light Memory Function:** The fan remembers your last light setting.

## 3 Color Modes & Dimmable

Adapt lights to specific environments




**3000K**  
Warm Light

**4000K**  
Nature Light

**5000K**  
Cold Light

**Stepless adjustment Light: 15%-100%**



15% 25% 50% 75% 100%

0% Dimmable 100%

Light Memory Function  Energy-efficient LED  Eye-friendly

Image: Adjustable light color modes and dimming capabilities.

#### 4.4 Timer Function

Set the fan to automatically turn off after a specified period using the 0-8 hour timer function, accessible via the remote control or app.

## 5. MAINTENANCE

To ensure optimal performance and longevity of your cumilo ceiling fan, follow these maintenance guidelines:

- **Cleaning:** Periodically wipe the fan blades and light cover with a soft, damp cloth. Avoid using harsh chemicals or abrasive cleaners.
- **Inspections:** Annually check all connections and mounting hardware to ensure they are secure.
- **Blade Balance:** If the fan wobbles, refer to the troubleshooting section or contact customer support for guidance on balancing the blades.

# Premium Quality You Can See

Worth buying, worry-free after-sales

Reinforced Metal Canopy

High Transmittance Lampshade

Durable ABS Blades

Installation Manual

Installation Video

24/7 Support

Image: Durable components of the cumilo fan, including ABS blades.

## 6. TROUBLESHOOTING

If you encounter any issues with your cumilo smart ceiling fan, please refer to the following general advice. For specific problems, consult the full manual or contact customer support.

- **Fan Not Operating:** Check power supply at the circuit breaker. Ensure all wiring connections are secure. Verify remote control batteries.
- **Light Not Working:** Check power supply. Ensure light kit connections are secure.

- **Fan Wobbling:** Ensure all blade screws are tightened. Check that the downrod is securely seated in the mounting bracket.
- **Remote Control Issues:** Ensure line of sight to the fan's receiver. Replace remote batteries.
- **Smart Control (App/Voice) Issues:** Verify WiFi connection. Ensure the fan is properly paired with the app and smart home system.

## 7. SPECIFICATIONS

Feature	Detail
Brand	cumilo
Model Number	YJ670
Size	60 inch
Color	White
Electric Fan Design	Ceiling Fan
Power Source	Quiet DC Motor
Style	Modern
Product Dimensions	60"D x 60"W x 14"H
Room Type	Bedroom, Living Room, Dining Room, Kitchen, Patios, Porch, Home Office
Special Features	Color-changing & Dimmable LED Light, 8 Reversible Speed, Voice & App Control, Timer
Recommended Uses	Indoor & Outdoor
Mounting Type	Downrod Mount
Controller Type	Remote Control, Voice Control
Noise Level	30 Decibels
Wattage	27W
Switch Type	Push Button
Standby Power Shutoff	High Efficiency
Is Product Cordless	No
Number of Power Levels	6
Smart Home Compatibility	Smart Home Compatible
Connector Type	Indoor & Outdoor

Material	Wood
Finish Type	Matte
Item Weight	16 Pounds

## 8. WARRANTY AND SUPPORT

The cumilo YJ670 smart ceiling fan comes with a 3-year warranty covering the entire fan and motor.

Our customer support team is available 24/7 to provide after-sales service and assist with any inquiries or issues you may have.

For assistance, please refer to the contact information provided in your product packaging or visit the official cumilo website.



Image: Warranty and support details.