

Manuals+

[Q & A](#) | [Deep Search](#) | [Upload](#)

manuals.plus /

- › [Bmax](#) /
- › [Bmax Y11Plus 2-in-1 Laptop User Manual](#)

Bmax Y11Plus

Bmax Y11Plus 2-in-1 Laptop User Manual

Model: Y11Plus

1. INTRODUCTION

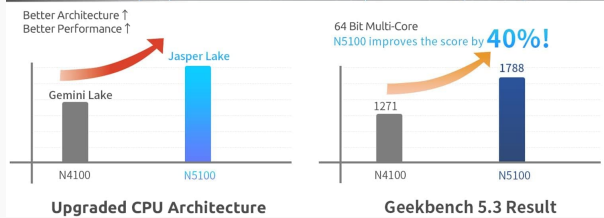
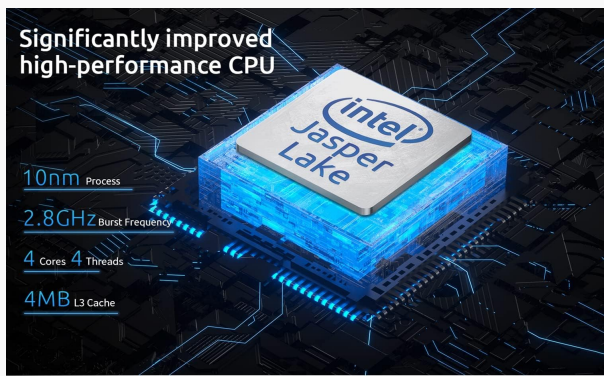
This manual provides essential information for the proper use and maintenance of your Bmax Y11Plus 2-in-1 Laptop. Please read it thoroughly before operating the device to ensure optimal performance and longevity. The Bmax Y11Plus is a versatile 11.6-inch Full HD touchscreen laptop featuring a 360-degree convertible design, powered by an Intel N5100 processor, 8GB LPDDR4 RAM, and a 256GB SATA SSD.

2. KEY FEATURES

- **360-Degree Convertible Design:** Seamlessly switch between laptop, tablet, stand, and tent modes.
- **11.6-inch Full HD Touchscreen:** Enjoy clear visuals and intuitive touch interaction with a 1920 x 1080 resolution display.
- **Intel N5100 Processor:** Equipped with an 11th Gen Jasper Lake Quad-Core processor for efficient performance.
- **8GB LPDDR4 RAM:** Provides smooth multitasking capabilities.
- **256GB SATA SSD:** Offers fast storage and quick boot times.
- **Integrated Intel UHD Graphics:** Supports visual tasks and casual entertainment.
- **Connectivity:** Includes USB, Type-C, HDMI, Micro SD, and Wi-Fi (802.11ac).
- **Operating System:** Pre-installed with Windows 10.
- **Webcam:** Integrated webcam for video conferencing.

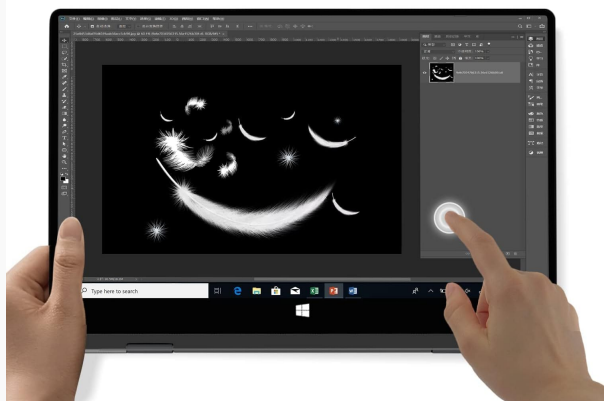
2.1 Versatile Usage Modes

The Bmax Y11Plus offers multiple modes to adapt to various tasks and environments:



The Bmax Y11Plus can be configured into multiple positions, including laptop, stand, tent, and tablet modes, thanks to its 360-degree hinge.

Weighs only 1kg and supports Multi-touch



The device supports multi-touch input, allowing for direct interaction with the screen, ideal for tablet mode or drawing applications.

2.2 Performance Overview

Larger Storage

Expandable

8GB
RAM

256GB
ROM

Micro SD
card



The Intel Jasper Lake N5100 processor offers improved performance compared to previous generations, suitable for daily computing tasks.

Powerful performance, freedom to roam

10nm
Process

2.80GHz
burst frequency

4MB
L3 Cache

4 cores
4 threads



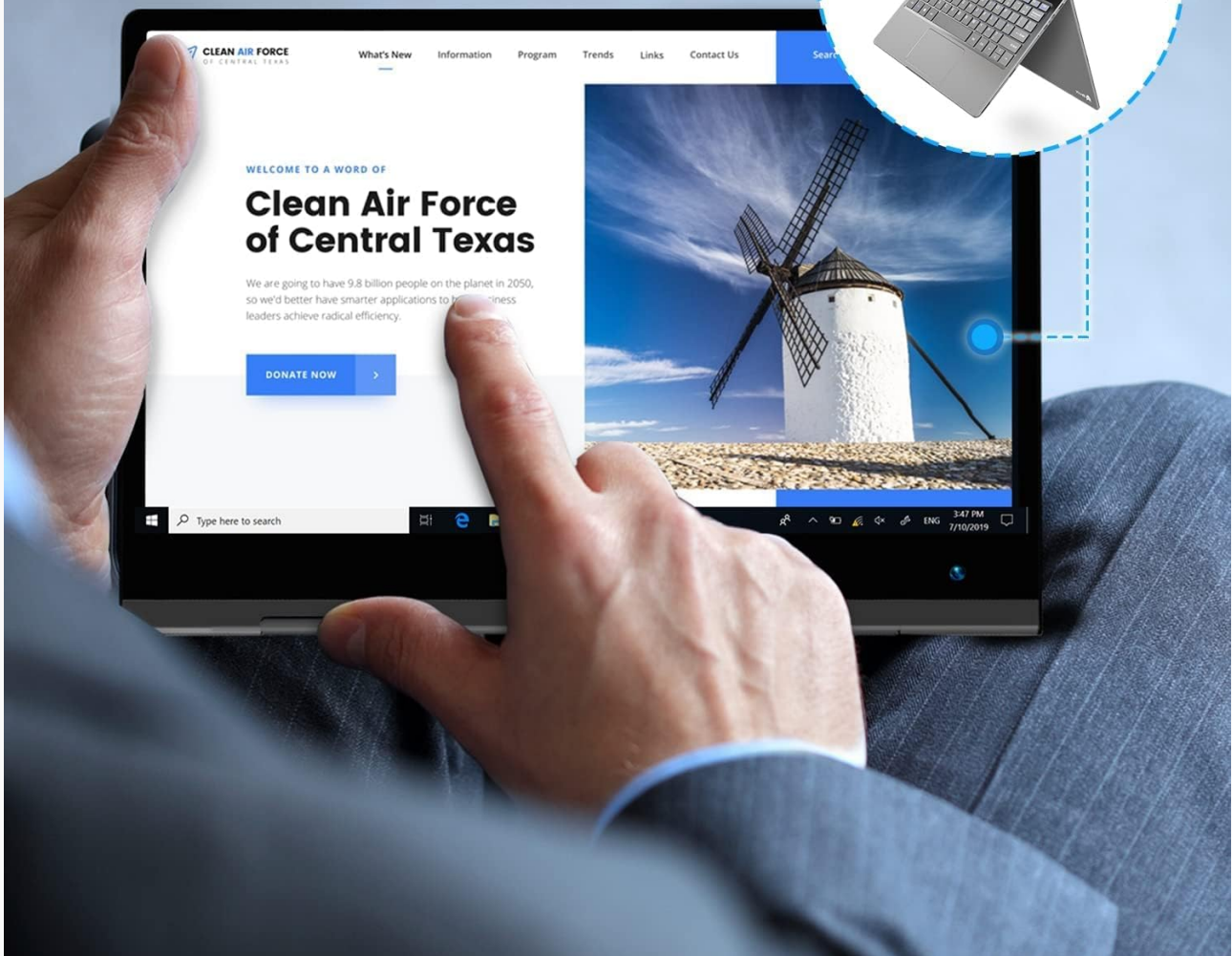
PassMark Benchmarks

Intel 11th Gen Jasper Lake N5100 processor	3516
Intel 8th Gen Gemini Lake J4115 processor	2708
Intel 8th Gen Gemini Lake Refresh M120 processor	2497
Intel Apollo Lake N3350 processor	1113

The N5100 processor features a 10nm process, 2.8GHz burst frequency, 4 cores, 4 threads, and 4MB L3 cache, enhancing overall system responsiveness.

2.3 Storage and Memory

Touch screen can rotatable 360°
Can be used in various forms such as a tablet



The Bmax Y11Plus comes with 8GB of RAM and a 256GB SSD, providing ample space for documents and applications, with support for Micro SD card expansion.

2.4 Product Video Overview

Your browser does not support the video tag.

This video provides a visual overview of the Bmax Y11Plus, demonstrating its 360-degree convertible functionality and various usage modes, including laptop, stand, tent, and tablet. It highlights the device's design, portability, and suitability for different tasks such as office work, online classes, and presentations.

3. INITIAL SETUP

3.1 Unpacking and First Use

1. Carefully remove the laptop and all accessories from the packaging.
2. Connect the power adapter to the laptop's Type-C power port and then to a power outlet.
3. Press the power button to turn on the laptop.

4. Follow the on-screen instructions to complete the Windows 10 initial setup, including language selection, network connection, and user account creation.

3.2 Port Identification

Familiarize yourself with the available ports on your Bmax Y11Plus:



The image illustrates the various ports on the Bmax Y11Plus, including Micro SD card slot, Micro USB, Micro HDMI, Type-C power port, headset jack, volume controls, and power button.

- **Micro SD Slot:** For expanding storage with a Micro SD card.
- **Micro USB Port:** For connecting USB devices via an adapter.
- **Micro HDMI Port:** For connecting to external displays.
- **Type-C Power Port:** For charging the device.
- **Headset Jack:** For connecting headphones or external speakers.
- **Volume Buttons:** To adjust audio output.
- **Power Button:** To turn the device on/off or put it to sleep.

4. OPERATING INSTRUCTIONS

4.1 Using Different Modes

The 360-degree hinge allows for flexible usage:

- **Laptop Mode:** Standard laptop configuration for typing and productivity.
- **Stand Mode:** Fold the keyboard back to use the screen for viewing content, ideal for presentations or watching videos.
- **Tent Mode:** Position the laptop in an inverted 'V' shape, suitable for touch-based interactions on a surface.
- **Tablet Mode:** Fold the keyboard completely back against the screen for a full tablet experience.

4.2 Touchscreen and Keyboard Usage

- **Touchscreen:** Use gestures for navigation, zooming, and interacting with applications.
- **Keyboard:** The integrated QWERTY keyboard is used for typing. Function keys (F1-F12) provide shortcuts for system controls.

- **Touchpad:** The integrated touchpad supports multi-finger gestures for navigation and control.

5. MAINTENANCE AND CARE

- **Cleaning:** Use a soft, lint-free cloth to clean the screen and exterior. Avoid harsh chemicals.
- **Battery Care:** To prolong battery life, avoid fully discharging the battery frequently. Store the device in a cool, dry place.
- **Software Updates:** Regularly update Windows and drivers to ensure optimal performance and security.
- **Storage Expansion:** The device supports M.2 SATA 2242 SSD for potential storage upgrades. Consult a professional for installation.



The Bmax Y11Plus features an accessible M.2 SATA 2242 SSD slot for storage expansion or replacement.

6. TROUBLESHOOTING

- **Device not turning on:** Ensure the power adapter is securely connected and the battery has sufficient charge. Try holding the power button for 10-15 seconds.
- **Screen issues (flickering/black screen):** Restart the device. If the issue persists, ensure graphics drivers are updated.
- **Keyboard/Touchpad unresponsiveness:** Restart the device. Check for any physical obstructions. Ensure Windows is not in tablet mode if you intend to use the keyboard.
- **Overheating:** Ensure proper ventilation. Avoid using the laptop on soft surfaces that block air vents. Reduce heavy workload if possible.
- **Slow performance:** Close unnecessary applications. Check for background processes consuming high resources. Ensure sufficient free storage space.

7. SPECIFICATIONS

Feature	Specification
Model	Y11Plus
Display Size	11.6 Inches
Screen Resolution	1920 x 1080 pixels (Full HD)
Processor	Intel 11th Gen Jasper Lake N5100 (up to 2.8 GHz)

Feature	Specification
RAM	8 GB DDR4 SDRAM
Hard Drive	256 GB SSD (SATA 6 GB/s)
Graphics	Intel UHD Graphics (Integrated)
Operating System	Windows 10
Connectivity	802.11ac Wi-Fi, Bluetooth, HDMI, USB, Type-C
Special Features	Webcam, Portable, HD Graphics
Item Weight	3.61 pounds
Product Dimensions	10.8 x 7.4 x 0.5 inches

8. WARRANTY AND SUPPORT

For warranty information and technical support, please refer to the documentation included with your purchase or visit the official Bmax website. Keep your proof of purchase for warranty claims.

