

## Manuals+

[Q & A](#) | [Deep Search](#) | [Upload](#)

manuals.plus /

- › [Gritin](#) /
- › [Gritin 19 LED Rechargeable Book Light User Manual](#)

## Gritin G1326

# Gritin 19 LED Rechargeable Book Light User Manual

Model: G1326 | Brand: Gritin

## INTRODUCTION


Welcome to your new Gritin 19 LED Rechargeable Book Light. This manual provides essential information for setup, operation, maintenance, and troubleshooting to ensure optimal performance and longevity of your device. Please read it thoroughly before first use.

## WHAT'S IN THE BOX

- 1 x Gritin 19 LED Rechargeable Book Light
- 1 x User Manual
- 1 x USB Charging Cable

## KEY FEATURES

The Gritin 19 LED Rechargeable Book Light is designed with user comfort and versatility in mind. Explore its primary features below:



The Gritin 19 LED Rechargeable Book Light features a horizontal head design for wide illumination, ensuring your entire reading area is well-lit.



Brightness  
Adjustment Button

## Short Press the Button to Switch The 5 Levels of Brightness



Level 5

80 Lumens



Level 4

60 Lumens



Level 3

45 Lumens



Level 2


30 Lumens



Level 1

10 Lumens


## Hold the Button for 4 Seconds to Stepless Dim the Brightness from 100% to 10%



100%



55%



10%



Max: 80 Lumens



Min: 10 Lumens

Easily adjust the light intensity with 5 preset brightness levels (10 to 80 lumens) or use the stepless dimming function to fine-tune from 10% to 100%.

# 3 Color Temperatures



Choose from three distinct color temperatures: 1800K (Amber Light) for warm, relaxing reading; 3400K (Natural Light) for balanced illumination; and 6000K (White Light) for bright, focused tasks.


## Comfortable Eye Experience

Eye protection amber light effectively blocks 99.9% of blue light



Equipped with professional eye protection LED lamp beads, this light emits flicker-free, shadow-free, and glare-free illumination, effectively blocking 99.9% of blue light for comfortable extended reading.

# Larger Luminous Surface



Gritin




Others

The innovative horizontal lamp head design with 19 LEDs provides a significantly larger luminous surface, ensuring bright and whole-page coverage for books of all sizes.

## Wide Clamp Opening

Strong bite force, stable and non-slip



The 360° bendable gooseneck allows you to rotate the light to any desired angle, while the wide clamp with non-slip pads securely holds it on books, e-readers, shelves, or other surfaces.

## Ultra-long Battery Life up to 80h



USB-C Rechargeable

A powerful built-in 1200mAh rechargeable battery provides an ultra-long runtime of 8 to 80 hours, depending on brightness settings. It fully recharges via USB-C in approximately two hours.



Designed for portability, the light measures approximately 4.17"D x 3.54"W x 1.26"H and weighs only 2.61 ounces (74 grams), making it easy to carry and store.

## SETUP

- 1. Initial Charge:** Before first use, fully charge the book light using the provided USB-C cable. Connect the cable to the light's USB-C port and a standard USB power adapter (not included). The 4 LED indicators will show charging progress and turn solid when fully charged.
- 2. Attach to Surface:** Open the clip and securely attach the light to your book, e-reader, or desired surface. Ensure the non-slip pads are in contact with the surface for stability.
- 3. Adjust Position:** Use the flexible gooseneck to position the light head for optimal illumination of your reading material.

## OPERATING INSTRUCTIONS

### Power On/Off

Press the power button (usually marked with a circle and vertical line) located on the light head to turn the device on or off.

## Adjusting Brightness

**Short Press:** Briefly press the brightness adjustment button (usually marked with a sun icon) to cycle through 5 preset brightness levels.

**Long Press:** Press and hold the brightness adjustment button for approximately 4 seconds to activate stepless dimming. The brightness will gradually increase or decrease. Release the button when the desired brightness is reached. The light has a memory function and will recall the last brightness setting used.

## Changing Color Temperature

Press the color temperature button (usually marked with a thermometer or color icon) to switch between the three color modes: 1800K (Amber Light), 3400K (Mixed Light), and 6000K (White Light). The light will remember your last selected color temperature.

## CHARGING THE DEVICE

The Gritin book light is equipped with a built-in 1200mAh rechargeable battery. When the battery is low, the light may dim or turn off. To charge:

1. Locate the USB-C charging port on the side of the light's base.
2. Insert the provided USB-C cable into the charging port.
3. Connect the other end of the USB cable to a USB power source, such as a computer USB port, a wall adapter, or a power bank.
4. The 4 LED indicators on the light will illuminate to show charging status. They will blink during charging and turn solid when the battery is fully charged.
5. A full charge typically takes about 2 hours and provides 8 to 80 hours of illumination depending on the brightness setting.

## MAINTENANCE

- **Cleaning:** To clean the light, gently wipe it with a soft, dry cloth. Do not use abrasive cleaners or solvents, as they may damage the surface.
- **Storage:** When not in use for extended periods, store the light in a cool, dry place. It is recommended to charge the battery at least once every three months to maintain battery health.
- **Avoid Water:** This product is not waterproof. Avoid exposing it to water or high humidity.

## TROUBLESHOOTING

Problem	Possible Cause	Solution
Light does not turn on.	Battery is depleted.	Charge the light fully.
Light flickers or dims unexpectedly.	Low battery.	Recharge the light.
Light does not charge.	Charging cable or adapter issue; port obstruction.	Ensure the cable is properly connected. Try a different USB-C cable or power adapter. Check the charging port for debris.
Buttons are unresponsive.	Temporary software glitch.	Allow the battery to fully deplete and then recharge the device.

## SPECIFICATIONS

<b>Model Number</b>	G1326
<b>Light Source</b>	19 LED Beads
<b>Color Temperatures</b>	1800K (Amber), 3400K (Mixed), 6000K (White)
<b>Brightness Levels</b>	5 preset levels, Stepless Dimming (10%-100%)
<b>Battery Capacity</b>	1200 mAh Lithium Polymer
<b>Runtime</b>	8-80 hours (depending on brightness)
<b>Charging Time</b>	Approx. 2 hours
<b>Charging Port</b>	USB-C
<b>Dimensions (L x W x H)</b>	4.17"D x 3.54"W x 1.26"H (approx.)
<b>Weight</b>	2.61 ounces (74 grams)
<b>Material</b>	Plastic (ABS)
<b>Flexible Neck</b>	360° Adjustable Silicone Gooseneck

## VIDEO DEMONSTRATION

Your browser does not support the video tag.

Official product video demonstrating the features and usage of the Gritin 19 LED Rechargeable Book Light, including its adjustable brightness and color temperatures.

## WARRANTY AND SUPPORT

Gritin products are manufactured with high-quality standards. For any product-related inquiries, technical support, or warranty claims, please contact Gritin customer service. Refer to your purchase platform or the official Gritin website for the most up-to-date contact information.

Typically, products purchased on Amazon.com are eligible for returns within 30 days of receipt. Please check the specific return policy at the time of purchase.