

Manuals+

[Q & A](#) | [Deep Search](#) | [Upload](#)

[manuals.plus](#) /

› [MaxAngel](#) /

› [MaxAngel 10.1 Inch WiFi Digital Picture Frame User Manual](#)

MaxAngel 102KZ

MaxAngel 10.1 Inch WiFi Digital Picture Frame User Manual

Model: 102KZ

1. INTRODUCTION

Thank you for choosing the MaxAngel 10.1 Inch WiFi Digital Picture Frame. This device allows you to instantly share precious memories with loved ones from anywhere in the world. Featuring a high-definition IPS touch screen and 32GB of built-in storage, it offers a vibrant display for your photos and videos. This manual provides detailed instructions for setup, operation, maintenance, and troubleshooting to ensure you get the most out of your digital picture frame.



Image: MaxAngel 10.1 Inch WiFi Digital Picture Frame displaying family photos, shown in both landscape and portrait modes, alongside a smartphone interface for sharing.

2. PACKAGE CONTENTS

Please verify that all items listed below are included in your package:

- Box
- Digital Picture Frame (2 units for 2-pack)
- AC Adapter
- Stand
- User Manual



Package List

- 1 Box
- 2 Digital Picture Frame
- 3 AC Adapter
- 4 Stand
- 5 User Manual




Image: A visual representation of the package contents, including the digital picture frame, AC adapter, stand, and user manual.

3. SETUP

3.1 Initial Setup

1. **Power On:** Connect the AC adapter to the digital picture frame and plug it into a power outlet. The frame will automatically power on.
2. **Language Selection:** Follow the on-screen prompts to select your preferred language.
3. **Wi-Fi Connection:** Connect the frame to your home Wi-Fi network. This is essential for sharing photos and videos remotely.
4. **Download Uhale App:** Download the "Uhale" app on your smartphone (available for Android and iOS devices).
5. **Pairing:** Open the Uhale app and follow the instructions to pair your smartphone with the digital picture frame using the unique code or QR code displayed on the frame.

Instant & Wireless Share with Loved Anywhere in the World

 Can send **100 pictures** at a time

 Upload **2 minutes** via Uhale app
No time limit via SD card



Download the **Uhale App** on android & ios

Image: A digital picture frame wirelessly connected, with a smartphone displaying the Uhale app, indicating instant photo and video sharing capabilities.

4. OPERATING INSTRUCTIONS

4.1 Sharing Photos and Videos

4.1.1 Via Uhale App

The Uhale app allows you to easily upload photos and videos to your digital picture frame from anywhere. You can send up to 100 pictures at a time. Videos uploaded via the app are limited to 120 seconds.

1. Ensure your frame is plugged in, set up, and connected to Wi-Fi.
2. Open the "Uhale" app on your smartphone.
3. Select the photos/videos you wish to send from your device's gallery.
4. Tap "Send" to upload them to your connected digital picture frame.

4.1.2 Via PC Web

You can also upload photos from your computer using the PC web interface. This method allows you to transfer up to 500 photos at a time without any software download.

1. Access the Uhale web interface through your computer's browser.
2. Log in using your Uhale account credentials.
3. Select and upload photos from your computer to the frame.

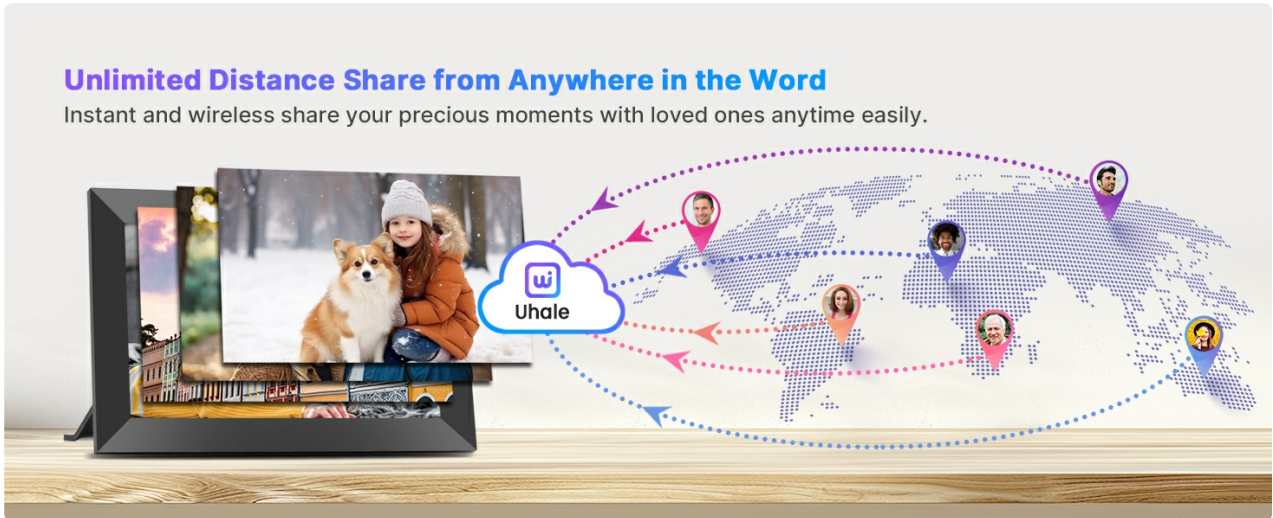


Image: A laptop displaying the Uhale web interface for photo uploads, with a digital photo frame on a table, illustrating PC web transfer.

4.2 Display Features

4.2.1 Auto-Rotate and Wall Mounting

The frame features an automatic rotation function, allowing you to place it in either portrait or landscape mode. The display will automatically adjust the orientation of your photos to fit the frame. It can also be wall-mounted for versatile placement.

10.1 Inch HD Touch Display

Enjoy every delightful moment



16:10



High Sensitivity
Touch screen



IPS Screen



HD Display



178°
Viewing Angle



Vibrant Color
Fidelity



Image: The digital picture frame shown horizontally on a table and vertically mounted on a wall, highlighting its auto-rotate and wall-mount features.

4.2.2 Best Wishes Function

The "Best Wishes" function allows you to send instant or timed messages along with your photos to loved ones, perfect for special occasions like Valentine's Day, Mother's Day, Father's Day, or Christmas.

Unlimited User Connection



Image: A smartphone showing the 'Best Wishes' feature with various holiday templates, and a digital frame displaying a 'Merry Christmas' message, illustrating remote message sending.

4.2.3 Video Playback

Beyond photos, the MaxAngel digital picture frame can play vivid videos. Videos can be imported directly via a Micro SD Card without time limits, or uploaded via the Uhale app (up to 120 seconds per video).

Instant or Timed Send Wishes Anywhere

Never miss out great moments by sending best wishes anytime




Image: A digital picture frame playing a video, accompanied by a smartphone showing the Uhale app interface for video management.

4.2.4 Brightness and Volume Adjustment

Adjust the screen brightness by swiping up and down on the left side of the touch screen. Adjust the volume by swiping up and down on the right side of the touch screen.



Image: Visual guide demonstrating how to adjust brightness and volume on the digital picture frame via touch screen gestures.

4.2.5 Sleep Mode

You can set a sleep mode according to your routine. During sleep mode, you have the option to display a clock or turn the screen off completely.

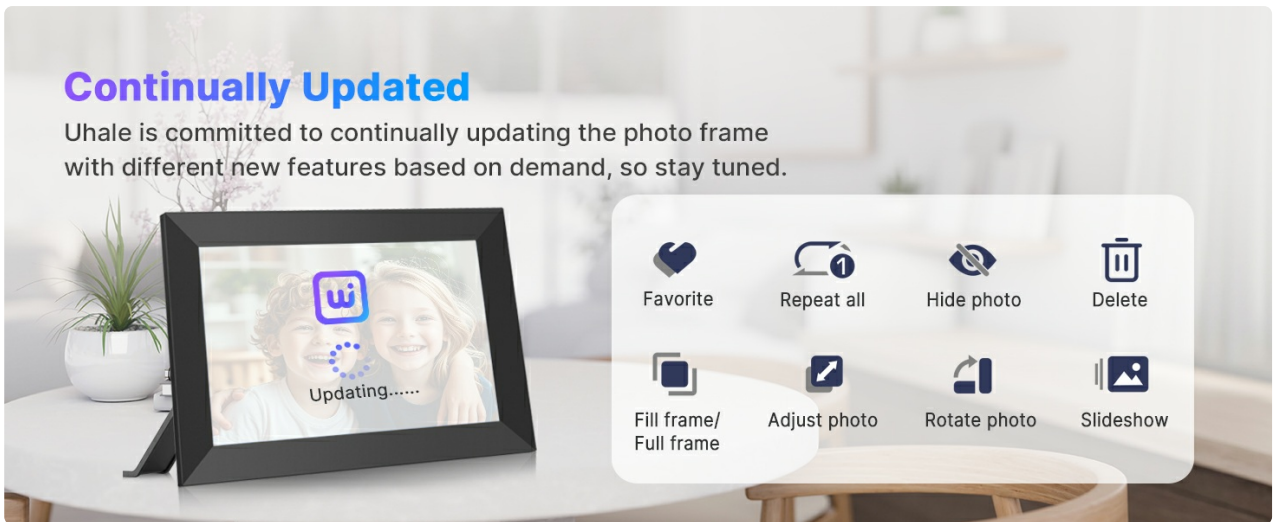


Image: The digital picture frame showing a clock display during sleep mode, demonstrating its customizable sleep settings.

4.3 Storage and Connectivity

The frame comes with 32GB of built-in storage, capable of holding over 100,000 photos. It also supports external storage via a Micro SD card up to 32GB.

Built-in 32GB Large Memory

Keeps over **100000+** photos, and supports extend max.
32GB outside Micro SD card



Image: A digital picture frame showcasing its large 32GB internal memory and Micro SD card support, surrounded by numerous digital photos.

5. MAINTENANCE

5.1 Cleaning

To clean the screen, gently wipe it with a soft, lint-free cloth. For stubborn smudges, slightly dampen the cloth with water or a screen-cleaning solution. Avoid using harsh chemicals or abrasive materials.

5.2 Software Updates

The Uhale app and frame firmware are continually updated to provide new features and improvements. Ensure your frame is connected to Wi-Fi to receive automatic updates. You can also manually check for updates through the frame's settings menu.

Share Privately & Securely

Uhale is a very private app that nobody can access your digital frame except the users you added.



Image: A digital picture frame showing an 'Updating' screen, symbolizing continuous software improvements and new feature releases.

6. TROUBLESHOOTING

If you encounter any issues with your MaxAngel Digital Picture Frame, please refer to the table below for common problems and their solutions.

Problem	Possible Cause	Solution
Frame not powering on	Power adapter not connected or faulty.	Ensure the AC adapter is securely connected to the frame and a working power outlet. Try a different outlet.
Cannot connect to Wi-Fi	Incorrect Wi-Fi password, weak signal, or router issue.	Double-check the Wi-Fi password. Move the frame closer to the router. Restart your router.
Photos/Videos not uploading via Uhale app	Frame not paired, app outdated, or internet connectivity issues.	Verify the frame is paired with your app. Update the Uhale app to the latest version. Check your phone's internet connection.
Screen unresponsive	Temporary software glitch.	Restart the frame by unplugging and replugging the power adapter.
Images appear distorted or low quality	Original image resolution is low.	Ensure you are uploading high-resolution images for best display quality.



Image: A comparison chart detailing the benefits of the Uhale app, including higher upload limits for photos and videos, and no software upgrade fees.

7. SPECIFICATIONS

Feature	Specification
Product Dimensions	10.4 x 7.1 x 0.99 inches
Item Weight	1.71 pounds
Item Model Number	102KZ
Brand	MaxAngel
Color	Black
Resolution	1280x800 HD
Screen Size	10.1 Inches
Internal Storage	32GB
External Storage Support	Up to 32GB Micro SD card
Compatible Devices	Android / iOS (via "Uhale" APP)
Visible Screen Diagonal	11" / 26 cm

8. WARRANTY AND SUPPORT

MaxAngel provides a 365-day replacement service and lifetime technical support for this product. All photo

frames undergo a 300-hour machine aging test to ensure quality. If you have any questions or require assistance with your frame, please contact our customer service team for prompt and friendly service.

9. IMPORTANT SAFETY INFORMATION

- Do not expose the device to extreme temperatures or humidity.
- Avoid dropping or subjecting the device to strong impacts.
- Use only the provided AC adapter to power the frame.
- Keep the device away from water and other liquids.
- Do not attempt to disassemble or repair the device yourself. Contact customer support for assistance.