

Manuals+

[Q & A](#) | [Deep Search](#) | [Upload](#)

[manuals.plus](#) /

› [MaxAngel](#) /

› [MaxAngel 10.1-inch WiFi Digital Photo Frame User Manual](#)

MaxAngel 102KZ

MaxAngel 10.1-inch WiFi Digital Photo Frame User Manual

Model: 102KZ | Brand: MaxAngel

PRODUCT OVERVIEW

The MaxAngel 10.1-inch WiFi Digital Photo Frame is designed to provide an easy and intuitive way to share and display your cherished memories. Featuring a high-definition touch display, 32GB of internal storage, and WiFi connectivity, it allows for instant sharing of photos and videos from anywhere in the world via the dedicated U hale app. Its automatic rotation feature ensures optimal viewing in both portrait and landscape orientations.

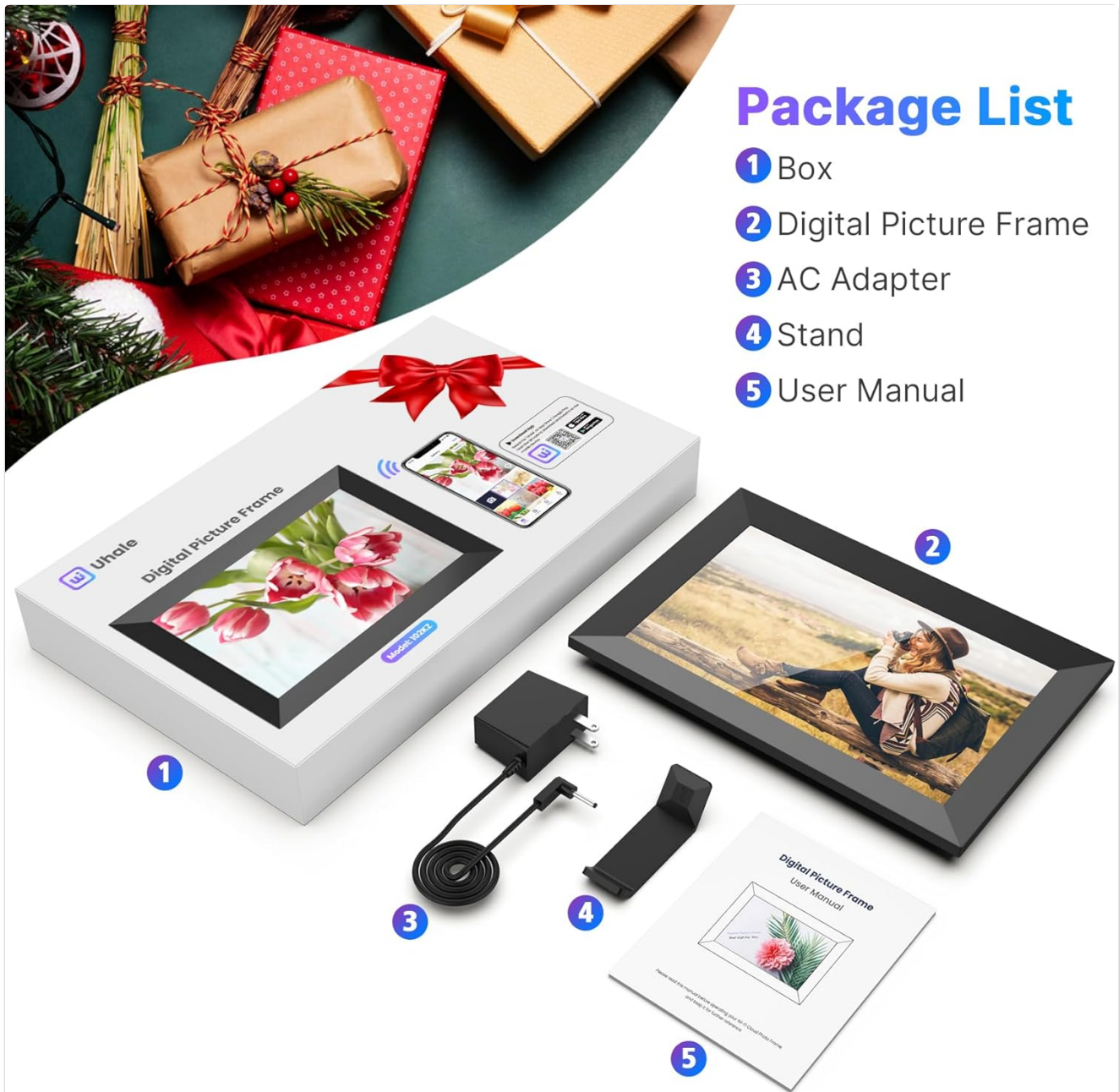


Image: The MaxAngel 10.1-inch WiFi Digital Photo Frame showcasing a family picture, accompanied by a smartphone demonstrating the Uhale app's photo sharing capabilities.

PACKAGE CONTENTS

Before you begin, please ensure all items are present in the package:

- 1 x Digital Picture Frame
- 1 x AC Adapter
- 1 x Stand
- 1 x User Manual



Package List

- 1 Box
- 2 Digital Picture Frame
- 3 AC Adapter
- 4 Stand
- 5 User Manual

Image: A visual representation of the items included in the MaxAngel Digital Photo Frame package: the frame itself, an AC adapter, a detachable stand, and the user manual.

SETUP GUIDE

1. Initial Power-On and Stand Installation

1. Carefully unbox the digital photo frame and its components.
2. Attach the included stand to the back of the frame. The frame can be positioned horizontally or vertically.
3. Connect the AC adapter to the frame's power input port and then plug it into a power outlet. The frame will automatically power on.

2. Wi-Fi Connection

Upon first power-on, the frame will guide you through the initial setup, including connecting to your home Wi-Fi network. Follow the on-screen prompts to select your network and enter the password.

3. Uhale App Download and Connection

To share photos and videos wirelessly, download the "Uhale" app on your smartphone or tablet (available for

Android and iOS).

- Search for "Uhale" in your device's app store.
- Install the app and create an account.
- Follow the in-app instructions to pair your device with the digital photo frame. This typically involves scanning a QR code displayed on the frame.

Instant & Wireless Share with Loved Anywhere in the World

 Can send **100 pictures** at a time

 Upload **2 minutes** via Uhale app
No time limit via SD card

Uhale
Instant Wireless Sharing

Download on the **App Store** | Get it on **Google Play**

Download the **Uhale App** on android & ios

Image: A smartphone screen displaying the Uhale app, illustrating the process of wirelessly sharing photos and videos to the MaxAngel digital photo frame.

4. Adding Users for Sharing

The MaxAngel frame supports unlimited user connections, allowing multiple family members and friends to share memories.

- Within the Uhale app, navigate to the user management section.
- Invite new users by sharing a unique code or link generated by the app.
- Once accepted, invited users can upload photos and videos to your frame.

Unlimited User Connection



Image: The Uhale app on a smartphone demonstrating the feature to connect and share with an unlimited number of users, allowing multiple people to send photos to the digital frame.

OPERATING INSTRUCTIONS

1. Uploading Photos and Videos

- **Via Uhale App:** Open the Uhale app, select the photos/videos you wish to upload, and send them to your connected frame. The app supports uploading up to 100 pictures at a time. Videos uploaded via the app are limited to 120 seconds.
- **Via Micro SD Card:** Insert a Micro SD card (up to 32GB, not included) containing your media files into the frame's SD card slot. You can then import these files directly to the frame's internal memory. There is no video time limit when importing via SD card.

2. Display Settings and Slideshow

The 10.1-inch HD touch display allows for easy navigation and customization.

- **Brightness Adjustment:** Access display settings through the touch screen to adjust brightness levels for

optimal viewing in various lighting conditions.

- **Slideshow Configuration:** Customize slideshow intervals, transition effects, and playback order directly on the frame.
- **Image Management:** Hide or publish images, and manage display subtitles as desired.

10.1 Inch HD Touch Display

Enjoy every delightful moment



16:10



High Sensitivity
Touch screen



IPS Screen



HD Display



178°
Viewing Angle



Vibrant Color
Fidelity



Image: A detailed view of the MaxAngel digital photo frame's 10.1-inch HD touch display, emphasizing its high sensitivity, IPS technology, and 178-degree viewing angle for vibrant color fidelity.

3. Automatic Rotation and Placement

The frame features an automatic rotation function, adjusting the photo orientation to fit the frame whether it's placed horizontally or vertically. It can also be wall-mounted.

Auto-Rotate & Wall Mounted

Place the frame how you like



Can be placed horizontally and vertically



Image: The MaxAngel digital photo frame displayed in both landscape and portrait modes, illustrating its automatic rotation feature and suitability for wall mounting.

4. Sending Wishes

The "Best Wishes" feature allows you to send instant or time-scheduled messages to your loved ones' frames for special occasions.

- Access the "Best Wishes" function within the Uhale app.
- Compose your message and select the recipient frame(s).
- Choose to send immediately or schedule for a specific date and time.

Instant or Timed Send Wishes Anywhere

Never miss out on great moments by sending best wishes anytime




Image: A visual representation of the "Send Wishes" feature, showing a user sending a personalized message from their phone to a MaxAngel digital photo frame located remotely.

MAINTENANCE

1. Cleaning the Frame

- Ensure the frame is powered off and unplugged before cleaning.
- Use a soft, lint-free cloth to gently wipe the screen and frame.
- For stubborn smudges, slightly dampen the cloth with water or a screen-safe cleaning solution. Avoid harsh chemicals or abrasive materials.

2. Software Updates

The frame may receive periodic software updates to improve performance and add new features. Ensure your frame is connected to Wi-Fi to receive these updates. The frame will typically notify you when an update is available.

TROUBLESHOOTING

Problem	Possible Cause	Solution
Frame does not power on.	Power adapter not connected or faulty.	Ensure the AC adapter is securely plugged into the frame and a working power outlet. Try a different outlet.
Cannot connect to Wi-Fi.	Incorrect password, weak signal, or network issue.	Double-check the Wi-Fi password. Move the frame closer to the router. Restart your router and the frame.
Photos/Videos not uploading via app.	Frame not connected to app, app issues, or internet connectivity.	Verify the frame is paired with the Uhale app. Check your phone's internet connection. Restart the app and try again. Ensure video length is within 120 seconds for app uploads.
Screen is unresponsive.	Temporary software glitch.	Restart the frame by unplugging and re-plugging the power adapter.
Images appear distorted or incorrect orientation.	Automatic rotation issue or original image orientation.	Ensure the frame is placed on a stable surface. Check the auto-rotation setting in the frame's menu. If the original image is incorrectly oriented, rotate it before uploading.

SPECIFICATIONS

Built-in 32GB Large Memory

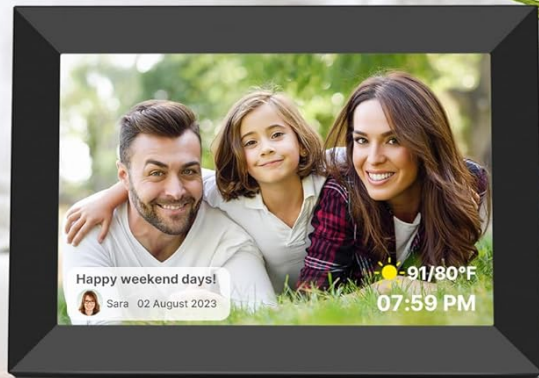
Keeps over **100000+** photos, and supports extend max.

32GB outside Micro SD card



Image: The MaxAngel digital photo frame emphasizing its substantial 32GB internal storage capacity, capable of holding over 100,000 photos, and its compatibility with external Micro SD cards up to 32GB for expanded memory.

10.1 Inch WiFi Digital Picture Frame



WiFi



Photos



Videos



Built-in 32GB



Slideshow



Sleep Mode



Send Wishes



High Sensitivity
Touchscreen



PC Web
Transfer



Unlimited
User Connect

Image: An infographic detailing the main features of the MaxAngel 10.1-inch WiFi Digital Picture Frame, such as WiFi connectivity, photo and video playback, 32GB built-in storage, slideshow mode, sleep mode, ability to send wishes, high-sensitivity touchscreen, PC web transfer, and unlimited user connection.

Brand: MaxAngel

Model Number: 102KZ

Screen Size: 10.1 Inches

Resolution: 1280x800

Display Type: IPS HD Touch Display

Internal Storage: 32 GB (holds over 100,000 photos)

External Storage: Supports Micro SD card up to 32 GB

Connectivity: Wi-Fi

Power Source: Electric Corded

Product Dimensions: 18.29 x 26.67 x 2.51 cm; 739 g

Features: Automatic Rotation, Wall Mountable, Unlimited User Connection, "Best Wishes" Function, Sleep Mode, Volume Control, Image Hiding/Publishing, Display Subtitles.

WARRANTY AND SUPPORT

MaxAngel is committed to providing high-quality products and excellent customer service.

- **Warranty:** The product comes with a 365-day exchange service.
- **Technical Support:** Lifetime technical support is provided for this product.
- **Contact:** For any questions or assistance regarding your MaxAngel Digital Photo Frame, please contact our customer service team. Refer to the contact information provided in your product packaging or on the official MaxAngel website for the most up-to-date support channels.

All frames undergo a rigorous 300-hour aging test to ensure quality and reliability.