

## mojawa Run Plus

# mojawa Run Plus Bone Conduction Headphones User Manual

Model: M2101

[Introduction](#)      [What's in the Box](#)      [Product Overview](#)      [Setup](#)      [Operating Instructions](#)      [Maintenance](#)  
[Troubleshooting](#)      [Specifications](#)      [Warranty & Support](#)

## 1. INTRODUCTION

The mojawa Run Plus Bone Conduction Headphones provide an open-ear listening experience, designed for comfort and situational awareness. Featuring proprietary Haptic technology, these headphones are suitable for various activities including sports, work, and daily use. They integrate a 32GB built-in MP3 player for offline music storage and Bluetooth 5.2 connectivity for wireless audio. With an IP68 waterproof rating, the Run Plus can be submerged up to 2 meters for 2 hours, making them ideal for swimming and use in wet conditions. Enjoy up to 8 hours of battery life and enhanced sound quality with deep bass and clear audio across the spectrum.

## 2. WHAT'S IN THE BOX

- mojawa Run Plus Bone Conduction Headphones
- Charging Cable
- User Manual
- Carry Bag

## 3. PRODUCT OVERVIEW

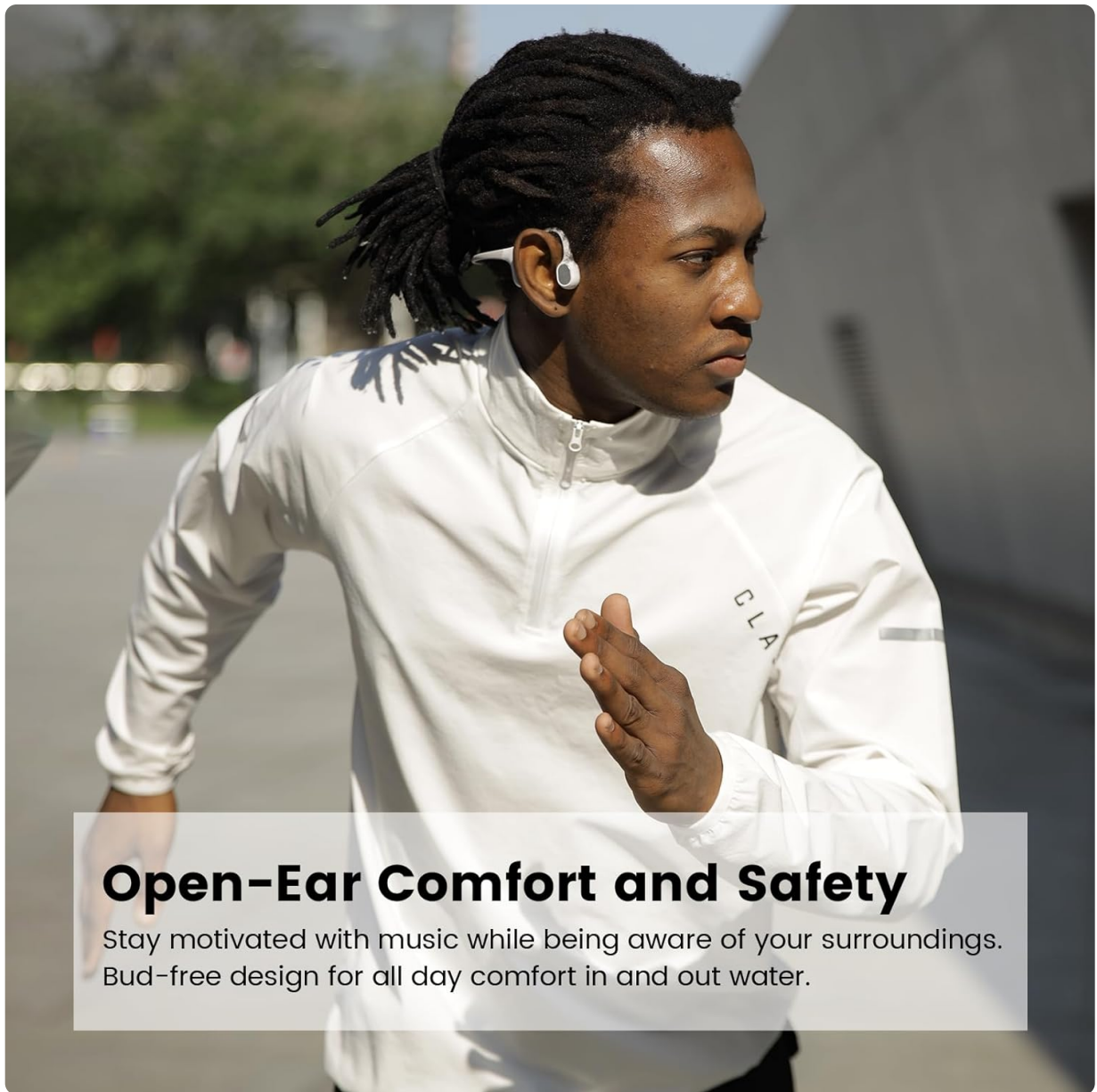
### 3.1 Key Features

- **Open-Ear Design:** Ensures comfort and awareness of surroundings.
- **IP68 Waterproof:** Submersible up to 2 meters for 2 hours, suitable for swimming.
- **32GB MP3 Player:** Store up to 8000 songs for offline listening.
- **Bluetooth 5.2:** Stable wireless connection.
- **Long Battery Life:** Up to 8 hours of playtime, with quick charge feature.
- **Enhanced Sound Quality:** Deep bass and clear audio through patented technologies.

### 3.2 Visual Guide



Image: The mojawa Run Plus Bone Conduction Headphones, showcasing their ergonomic design.



## **Open-Ear Comfort and Safety**

Stay motivated with music while being aware of your surroundings.  
Bud-free design for all day comfort in and out water.


Image: A person running outdoors while wearing the mojawa Run Plus headphones, highlighting the open-ear comfort and secure fit for active use.

# MP3 & Bluetooth Mode



## MP3 Mode

- 32G large storage
- Fast file transfer speed




## Bluetooth Mode

- Enjoy audio from up to 2 devices
- Clear and stable phone calls

Image: A person swimming with the mojawa Run Plus headphones, demonstrating their IP68 waterproof capability.

# Breakthrough Technology

"BC Series" Wideband Actuator  
Dual Suspension Anchor System



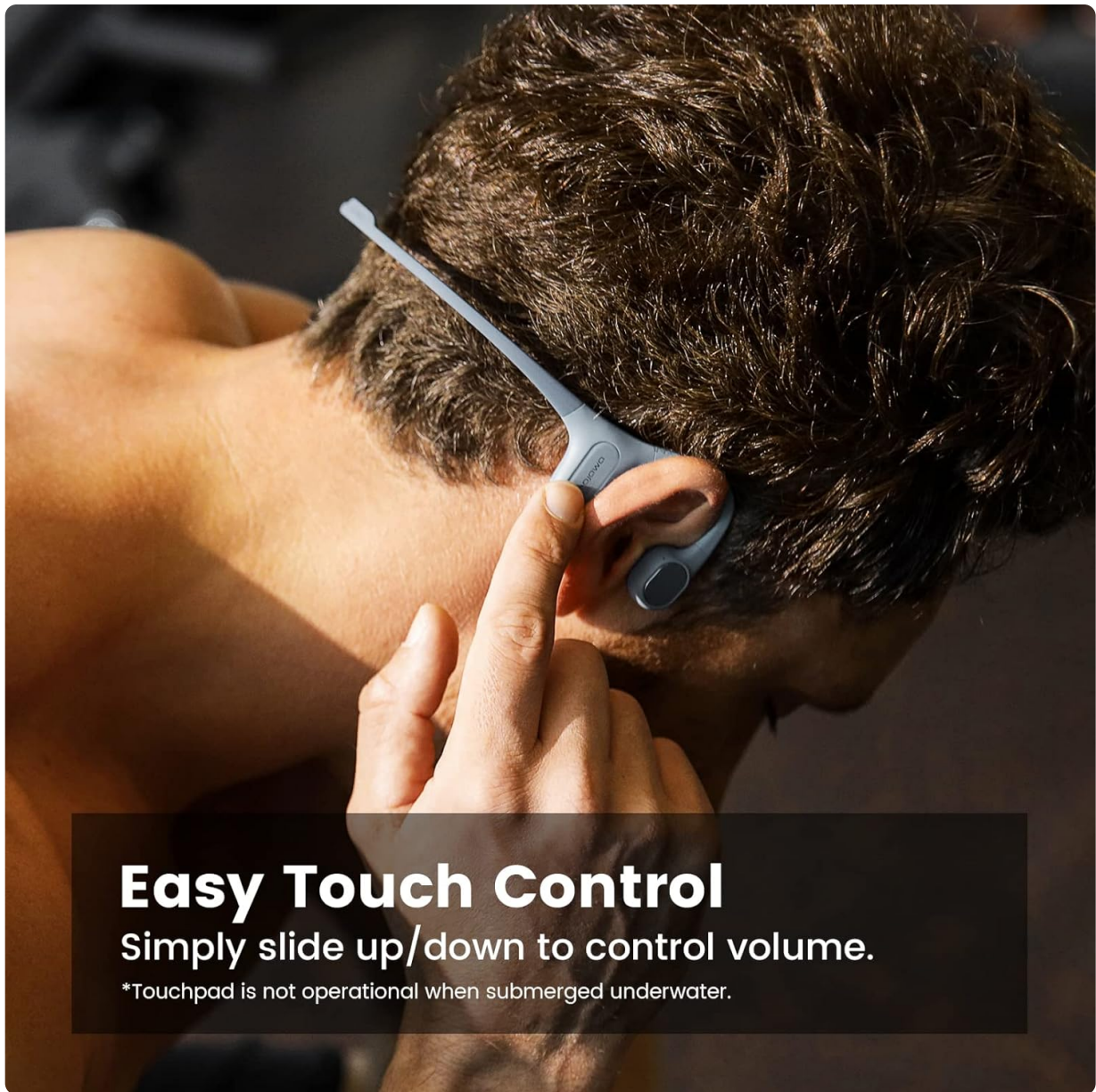
- Powerful and Loud Audio
- Roaring bass, luscious mids, and a detailed audio spectrum

Image: A diagram illustrating the dual functionality of MP3 storage mode and Bluetooth mode on the mojawa Run Plus headphones.

**TUNED BY  
5 GRAMMY  
WINNING AUDIO  
PRODUCERS**



Image: An exploded view diagram detailing the internal components and breakthrough audio technology of the Mojawa Run Plus headphones, including the Dual Suspension Anchor System.



## Easy Touch Control

Simply slide up/down to control volume.

\*Touchpad is not operational when submerged underwater.

Image: A user demonstrating the easy touch controls on the side of the mojawa Run Plus headphones for volume adjustment.

### 3.3 Product Videos

Video: An overview of the mojawa Run Plus Bone Conduction Headphones, highlighting their IP68 waterproof rating and suitability for various activities.

Video: A detailed look at the Mojawa Run Plus Bone Conduction Headphones, showcasing their features and design.

## 4. SETUP

---

### 4.1 Charging the Headphones

1. Connect the magnetic charging cable to the charging port on the headphones.
2. Plug the USB end of the cable into a standard USB power adapter (not included) or a computer's USB port.
3. The LED indicator will show charging status. A full charge takes approximately 50 minutes for up to 8 hours of playtime. A 5-minute quick charge provides 80 minutes of playtime.

### 4.2 Bluetooth Pairing

1. Ensure the headphones are powered off.
2. Press and hold the power button until the LED indicator flashes red and blue, indicating pairing mode.
3. On your device (smartphone, tablet, etc.), enable Bluetooth and search for "mojawa Run Plus".
4. Select the headphones from the list to connect. The LED will turn solid blue when successfully paired.

### 4.3 Loading Music to MP3 Player

1. Connect the headphones to your computer using the charging cable.
2. The headphones will appear as a removable disk drive.
3. Drag and drop your audio files (MP3, WAV, FLAC, APE, WMA) into the headphones' storage folder.
4. Safely eject the device from your computer before disconnecting the cable.

## 5. OPERATING INSTRUCTIONS

---

### 5.1 Power On/Off

- **Power On:** Press and hold the power button for 3 seconds.
- **Power Off:** Press and hold the power button for 5 seconds.

### 5.2 Mode Switching (Bluetooth / MP3)

- Press the Mode button (usually the multi-function button) to switch between Bluetooth mode and MP3 mode.
- A voice prompt will indicate the current mode.

### 5.3 Music Playback & Volume Control

- **Play/Pause:** Single press the multi-function button.
- **Next Track:** Double press the multi-function button.
- **Previous Track:** Triple press the multi-function button.
- **Volume Up:** Slide finger upwards on the right touch control panel.
- **Volume Down:** Slide finger downwards on the right touch control panel.

### 5.4 Call Management

- **Answer/End Call:** Single press the multi-function button.
- **Reject Call:** Press and hold the multi-function button for 2 seconds.

### 5.5 Special Instructions for Swimming

When using the headphones for swimming, it is recommended to switch to MP3 mode for optimal performance as Bluetooth connectivity can be unstable underwater. Additionally, to prevent accidental touch control activations due to water or movement, you can lock the touch controls:

1. Ensure you are in MP3 mode.
2. Triple tap and hold the button on the right side (volume control area) to lock the touch controls.
3. To unlock, repeat the triple tap and hold action.

***Important:** Please ensure both your hands and the product are dry for optimal performance when operating controls outside of swimming. Wet conditions may cause operation to fail or behave unexpectedly.*

## 6. MAINTENANCE

- **Cleaning:** Wipe the headphones with a soft, damp cloth. Do not use harsh chemicals or abrasive materials.
- **Drying:** After swimming or exposure to water, ensure the charging port and entire device are completely dry before charging to prevent damage.
- **Storage:** Store in a cool, dry place away from direct sunlight and extreme temperatures. Use the provided carry bag for protection during transport.
- **Battery Care:** To prolong battery life, avoid fully discharging the headphones frequently. Charge regularly, even if not in use for extended periods.

## 7. TROUBLESHOOTING

Problem	Possible Cause	Solution
Headphones do not power on.	Low battery.	Charge the headphones fully.
Cannot pair via Bluetooth.	Headphones not in pairing mode; device Bluetooth off; too far from device.	Ensure headphones are in pairing mode (flashing red/blue LED). Turn on Bluetooth on your device. Move closer to your device (within 10 meters).
No sound in MP3 mode.	No music files loaded; volume too low; corrupted files.	Load music files to the 32GB storage. Increase volume. Ensure audio files are in supported formats.
Touch controls unresponsive or erratic during swimming.	Water interference; controls not locked.	Lock touch controls before swimming (triple tap and hold on right side). Ensure hands are dry when operating outside of water.
Headphones keep moving/need repositioning.	Improper fit.	Adjust the headband for a snug fit around the back of your head and over your ears. The transducers should rest comfortably on your cheekbones.
Sound quality issues (e.g., ringing with voices).	Improper placement of transducers.	Slightly adjust the position of the transducers on your cheekbones to find the optimal sound.

## 8. SPECIFICATIONS

Feature	Detail
Brand	mojawa
Model Name	M2101 (Run Plus)
Ear Placement	Open Ear
Connectivity Technology	Bluetooth 5.2
Bluetooth Range	10 Meters

Feature	Detail
Internal Storage	32GB (Built-in MP3 Player)
Water Resistance Level	IP68 (Submersible 2m for 2 hours)
Battery Life	Up to 8 hours (at 75% volume)
Charging Time	Approx. 50 minutes (5-min quick charge for 80 mins playtime)
Audio Driver Type	Bone Conduction Driver
Frequency Range	20 Hz - 20,000 Hz
Item Weight	0.31 Kilograms
Control Type	Button Control, Touch Control
Material	Acrylonitrile Butadiene Styrene (ABS), Polycarbonate (PC), Silicone

## 9. WARRANTY & SUPPORT

### 9.1 Warranty Information

The mojawa Run Plus Bone Conduction Headphones come with a **Two-year warranty** from the date of purchase. This warranty covers manufacturing defects and ensures the product meets its specified performance standards under normal use. Please retain your proof of purchase for warranty claims.

### 9.2 Customer Support

For technical assistance, troubleshooting, or warranty inquiries, please contact mojawa customer support through the official website or your retailer's support channels. Please have your product model number (M2101) and proof of purchase ready when contacting support.