

## T-Mobile D53

# T-Mobile Quanta 5G Hotspot (Model D53)

## User Instruction Manual

### 1. OVERVIEW

---

The T-Mobile Quanta 5G Hotspot (Model D53) provides portable, high-speed 5G broadband connectivity. Its lightweight and compact design makes it ideal for on-the-go use, allowing you to stay connected wherever you are. This device supports simultaneous connection for up to 32 devices, making it suitable for personal use, small groups, or mobile office setups. Equipped with a long-lasting 6460mAh battery, it ensures all-day usage.



Figure 1: T-Mobile Quanta 5G Hotspot (Model D53) - Front View. The device is black with a vibrant pink T-Mobile logo and a digital display showing network status, time, and battery level.

## 2. PRODUCT FEATURES

- **Superior Connectivity:** Connect up to 32 devices simultaneously, ensuring all your devices stay connected at all times.
- **Portable Design:** Lightweight and compact, making it easy to carry around in your bag, providing seamless 5G connectivity on the go.
- **Long-lasting Battery:** Features a 6460mAh battery for all-day usage, ensuring you stay connected for as long as you need.

- **Advanced Security:** Equipped with WPS security protocol, providing an extra layer of protection for your network and connected devices.



Figure 2: T-Mobile Quanta 5G Hotspot with Branding. This image highlights the device's compact size alongside the T-Mobile 5G Hotspot branding.

### 3. SETUP GUIDE

Follow these steps to set up your T-Mobile Quanta 5G Hotspot:

1. **Insert SIM Card:** Locate the SIM card slot, typically found under a small cover on the side or back of the device. Insert your activated T-Mobile 5G SIM card into the designated slot. Ensure it clicks into place.
2. **Charge the Device:** Connect the hotspot to a power source using the provided USB-C cable and a compatible power adapter. Allow the device to charge fully before first use. The battery indicator on the screen will show charging progress.
3. **Power On:** Press and hold the power button (usually located on the side) for a few seconds until the T-Mobile logo appears on the screen. The device will boot up and attempt to connect to the T-Mobile network.
4. **Connect to Wi-Fi:**
  - On your Wi-Fi enabled device (laptop, tablet, smartphone), search for available Wi-Fi networks.
  - Select the network name (SSID) displayed on your hotspot's screen.
  - Enter the Wi-Fi password (security key) also displayed on the hotspot's screen.
5. **Access Web Interface (Optional):** For advanced settings, open a web browser on a connected device and navigate to the hotspot's administration page (e.g., <http://mobile.hotspot>). You may need to enter an administrator password, which is often found on a sticker inside the device or in the quick start guide.



Figure 3: T-Mobile Quanta 5G Hotspot - Angled View. This perspective shows the device's slim profile and the side where the power button and charging port are located.

## 4. OPERATING INSTRUCTIONS

### 4.1. Screen Indicators

The hotspot's screen provides important information at a glance:

- **Signal Strength:** Bars indicating the strength of the 5G/4G LTE network connection.
- **Wi-Fi Status:** Icon showing if Wi-Fi is active and if devices are connected.
- **Messages:** Icon for unread messages or notifications.
- **Battery Level:** Percentage or icon indicating remaining battery life.
- **Data Usage:** May display current data usage or a data transfer indicator.

### 4.2. Connecting Devices

To connect additional devices, repeat step 4 from the "Setup Guide" section. The hotspot supports up to 32 simultaneous connections.

### 4.3. Charging

When the battery level is low, connect the hotspot to a power source using the USB-C port. The device can be used while charging.

## 5. MAINTENANCE

- **Cleaning:** Use a soft, dry cloth to clean the device. Avoid liquid cleaners or abrasive materials.
- **Storage:** Store the hotspot in a cool, dry place away from direct sunlight and extreme temperatures.
- **Battery Care:** To prolong battery life, avoid fully discharging the battery frequently. Charge the device regularly.
- **Software Updates:** Periodically check for firmware updates via the device's web interface to ensure optimal performance and security.

## 6. TROUBLESHOOTING

Problem	Possible Solution
No Service / Cannot Connect to Network	Ensure your T-Mobile SIM card is properly inserted and activated. Move to an area with better T-Mobile network coverage. Restart the hotspot by turning it off and then on again. Check the device's web interface for network settings and ensure they are configured correctly (e.g., Network Search Mode set to Automatic or LTE/3G if 5G is unavailable).
Cannot Connect to Wi-Fi / Incorrect Password	Verify the Wi-Fi network name (SSID) and password displayed on the hotspot's screen. Perform a factory reset if you cannot access the device or have forgotten the password. This usually involves pressing a small reset button (often inside the SIM cover) for 10 seconds with a paperclip. <b>Note:</b> A factory reset will erase all custom settings.
Frequent Disconnections / Slow Speeds	Ensure the hotspot is not in an area with physical obstructions or interference. Check the power and battery settings in the web interface. Adjust the idle timeout setting (e.g., increase from 10 minutes to 30 minutes) to prevent automatic disconnections. If using older Wi-Fi devices, ensure the 2.4GHz Wi-Fi band is enabled in the hotspot's settings, as some devices may not support 5GHz. Limit the number of connected devices if experiencing performance issues.
Device Gets Warm	It is normal for the device to get warm during heavy use or charging. Ensure adequate ventilation around the device. Avoid covering it or placing it in enclosed spaces.

## 7. SPECIFICATIONS

Feature	Detail
---------	--------


Feature	Detail
Brand	T-Mobile
Manufacturer	Quanta
Model Name	D53
Connectivity Technology	5G
Wireless Communication Standard	802.11ac
Frequency Band Class	Dual-Band
Frequency	5 GHz
Special Feature	WPS
Compatible Devices	Personal Computer
Item Weight	13.7 ounces
Package Dimensions	5.67 x 3.35 x 1.54 inches
Batteries	1 A batteries required.
Recommended Uses For Product	Home
Antenna Type	Internal

## 8. WARRANTY AND SUPPORT

This T-Mobile Quanta 5G Hotspot is a renewed product and may come with a limited warranty provided by the seller or T-Mobile. Please refer to your purchase documentation for specific warranty details and duration. For technical support, troubleshooting assistance, or service-related inquiries, please contact T-Mobile customer support or visit their official website. You can also refer to the device's web interface for additional information and settings.

**T-Mobile Customer Support:** <https://www.t-mobile.com/contact-us>

© 2024 T-Mobile. All rights reserved. Information subject to change without notice.



[\[pdf\]](#) User Manual Guide

Acer TravelMate 650 Series Service Guide s manuals Download Notebook and Schematics Disassembly Assembly Free acer travelmate series service guide notebook |||

Acer TravelMate 650 Series Service Guide Service guide files and updates are available on the ACER/C ... SO31 QS293 QD2: 51 QD41 QD29 QE8 QE9 QM4 QM5 QD3: D522 D527 D523 D528 D4:6 D4:: D515 D51: D525 **D531** S4:9 21 V32 V33 V34 M29 **D534** S786 D541 S785 D544 M2: S522 M31 M32 M33 M34 QS25 QS29 QS27 Q...

lang:en **score:29** filesize: 3.71 M page\_count: 111 document date: 2012-11-25




[\[pdf\]](#) User Manual Guide

Microsoft Word D53 User Guide 0317 update0329 10909408 Users Manual Quanta Computer Inc QTAD53N HFSQTAD53N qtad53n

USER GUIDE T-Mobile 5G Hotspot Table of contents -----  
-- ... be found under the Display Grant section of [www.fcc.gov/oet/ea/fccid](http://www.fcc.gov/oet/ea/fccid) after search on FCC ID: HFSQTAD**53N**. Note: The country code selection is for non-US model only and is not available to all US model...

lang:en **score:28** filesize: 3.39 M page\_count: 47 document date: 2022-03-29




[\[pdf\]](#) Guide

T Mobile 5G Hotspot User Guide 2022 03 02 Quanta D53 TMO training document Simon Mallitte  
USER GUIDE sbDyDPzyX9txv6agv3pITdHv files customersaas |||

USER GUIDE T-Mobile 5G Hotspot Table of contents -----  
----- ... be found under the Display Grant section of [www.fcc.gov/oet/ea/fccid](http://www.fcc.gov/oet/ea/fccid) after search on FCC ID: HFSQTAD**53N**. Note: The country code selection is for non-US model only and is not available to all US model...

lang:nl **score:28** filesize: 3.46 M page\_count: 44 document date: 2022-02-09



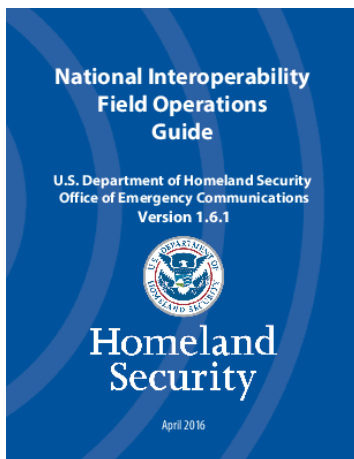
[\[pdf\]](#) Guide

Simon Mallitte mobilebeacon.org USER GUIDE 2 giu 2022 — Featuring 5G and Wi Fi 6 technology  
T Mobile s Hotspot delivers gigabit transfer speed along with an instant responsive user experience  
Quanta D53 UG 08 |||

USER GUIDE T-Mobile 5G Hotspot Table of contents -----

----- ... be found under the Display Grant section of [www.fcc.gov/oet/ea/fccid](http://www.fcc.gov/oet/ea/fccid) after  
search on FCC ID: HFSQTAD**D53**N. Note: The country code selection is for non-US  
model only and is not available to all US model...


lang:nl **score:20** filesize: 1.15 M page\_count: 44 document date: 2022-08-11



[\[pdf\]](#) Guide

National Interoperability Field Operations Guide NIFOG Version 1 6 Ross Z Merlin qsl net ws1sm  
National Interoperability Field Operations Guide U.S. Department of Homeland  
Security Office of Emer ... .100 12.5, 6.25 M E D51 463.10625 468.10625 6.25 M E  
D52 463.1125 468.1125 12.5, 6.25 M E **D53** 463.11875 468.11875 6.25 M E D6  
463.125 468.125 12.5, 6.25 M E D61 463.13125 468.13125...

lang:en **score:16** filesize: 4.85 M page\_count: 126 document date: 2016-04-06



[\[pdf\]](#) User Manual Specifications

Shop 12037 xE GB 0 PC8000E 6 HYDRAULIC MINING SHOVEL Manual KOMATSU GERMANY  
Download link Komatsu Hydraulic Excavator Official Workshop Service Repair The Best Manuals Online  
the best manuals online products komatsu pc8000e hydraulic excavator official workshop service repair  
manual attachment id 26121 file 60d62qf58l8kk |||

Shop Manual SHOP 12037-xE-GB-0 HYDRAULIC EXCAVATOR PC8000E-6 Serial  
Number 12037 and up SHOP M ... olling 5F13 Circuit breakers F79 Motor  
temperature control unit X2 X8 Terminal board **D53** Time relay at the X2 board 11.2.1  
Controlling of the drive motor General: In the automatic mod...

lang:en **score:12** filesize: 49.86 M page\_count: 1518 document date: 2019-09-28