

## Callez C01

# Bluetooth Headset with Dual CVC8.0 Noise Reduction Microphone, Wireless V5.0 Headset User Manual

Brand: Callez | Model: C01

## 1. INTRODUCTION

---

Thank you for choosing the Callez C01 Bluetooth Headset. This wireless V5.0 headset is designed to provide crystal-clear communication with its dual CVC8.0 noise reduction microphone, making it ideal for mobile phone calls, business meetings, office work, and safe driving. Its comfortable design and long battery life ensure a seamless audio experience. Please read this manual carefully before using the product to ensure proper operation and maintenance.



Image: The Callez C01 Bluetooth Headset, showcasing its sleek black design and included carrying case.

## 2. IMPORTANT SAFETY INFORMATION

---

- Do not expose the headset to extreme temperatures, humidity, or corrosive substances.
- Avoid dropping or subjecting the headset to strong impacts.
- Do not attempt to disassemble or modify the headset. This will void the warranty.
- Keep the headset away from children and pets.
- Use only the provided charging cable and a certified power adapter.
- Dispose of the product responsibly according to local regulations.

## 3. PACKAGE CONTENTS

---

Please check the box for the following items:

- Bluetooth Headset
- Ear Tips (Small, Medium, Large)
- Headset Storage Case

- USB Type-C Charging Cable
- User Manual

## What's in the box?



- Ear Tips (Small, Medium, Large)
- Type-C Charging Cable
- Headset Storage Case

Image: A visual representation of all items included in the Callez C01 Bluetooth Headset package, including the headset, ear tips, charging cable, storage case, and user guide.

## 4. PRODUCT OVERVIEW AND CONTROLS

Familiarize yourself with the various parts and controls of your Callez C01 headset:

# How to operate the headset

## ★Note★:

Mute function only supports on mobile phones.



Image: A detailed diagram of the Callez C01 headset, labeling key components such as Microphone 1, Microphone 2, Multi-Function Button (Power Button), Type-C Charging Port, Light Indicator, Mute Button, Volume-, and Volume+.

**Multi-Function Button (MFB) / Power Button:** Used for power on/off, answering/ending calls, play/pause music.

**Volume + Button:** Increase volume, next track (long press).

**Volume - Button:** Decrease volume, previous track (long press).

**Mute Button:** Mute/unmute microphone, activate voice assistant (long press).

**Light Indicator:** Shows power, pairing, and charging status.

**Type-C Charging Port:** For charging the headset.

**Microphones (Dual ENC):** For clear voice pickup and noise reduction.

## 5. SETUP

### 5.1 Charging the Headset

Before first use, fully charge the headset. Connect the Type-C charging cable to the headset's charging port and the other end to a USB power source (e.g., computer, wall adapter). The light indicator will show charging status. A full

charge takes approximately 1.5 hours.



Image: A close-up showing the Type-C charging port on the headset and the USB-C charging cable.

## 5.2 Bluetooth Pairing

1. **Power On:** Press and hold the Multi-Function Button (MFB) for 3-5 seconds until the indicator light flashes blue and red alternately, indicating pairing mode.
2. **Activate Bluetooth:** On your smartphone or device (iPhone, Android, etc.), go to Bluetooth settings and turn Bluetooth on.
3. **Select Device:** Search for "C01" or "Callez C01" in the list of available devices and select it to connect.
4. **Connection Confirmation:** Once successfully paired, the indicator light will flash blue slowly, and you may hear a voice prompt.

# Compatible with iPhone, Android and other leading Smartphones



## Multipoint technology

Can Connect 2 devices at the same time



**Bluetooth 5.0**

Image: The Callez C01 headset shown next to an iPhone and an Android smartphone, illustrating its compatibility and multipoint technology for connecting to two devices simultaneously via Bluetooth 5.0.

### 5.3 Wearing the Headset

The headset is designed for comfortable wear on either the right or left ear. The ear hook and microphone boom are adjustable.

- **Adjust Ear Hook:** The ear hook can rotate 270 degrees to fit comfortably over your ear.
- **Adjust Microphone Boom:** The microphone boom can rotate 180 degrees to position the microphone optimally near your mouth for clear voice pickup.
- **Choose Ear Tip:** Select the ear tip size (S/M/L) that provides the best fit and comfort for your ear canal.





## Comfortable Fit for Right/Left Ear



Image: Illustrations demonstrating the headset's 270-degree rotatable ear hook, 180-degree rotatable microphone boom, and its lightweight design (0.59 oz), highlighting its comfortable fit for both right and left ears.

## 6. OPERATING INSTRUCTIONS

---

### 6.1 Power On/Off

- **Power On:** Press and hold the MFB for 3-5 seconds.
- **Power Off:** Press and hold the MFB for 3-5 seconds.

### 6.2 Call Management

- **Answer/End Call:** Press the MFB once.
- **Reject Call:** Press and hold the MFB for 2 seconds.
- **Redial Last Number:** Double-press the MFB.
- **Mute/Unmute Microphone:** Press the Mute Button once during a call. (Note: Mute function only supports on mobile phones.)

## 6.3 Volume Control

- **Increase Volume:** Press the Volume + button.
- **Decrease Volume:** Press the Volume - button.

## 6.4 Music Playback

- **Play/Pause:** Press the MFB once.
- **Next Track:** Long press the Volume + button.
- **Previous Track:** Long press the Volume - button.

## 6.5 Voice Assistant (Siri/Google Assistant)

Activate your device's voice assistant (Siri, Google Assistant, etc.) for hands-free control.

- **Activate Voice Assistant:** Press and hold the Mute Button for 2 seconds.



Image: A visual cue indicating how to activate voice assistants like Siri or Google Assistant by pressing the mute button for 2 seconds.

## 6.6 Multipoint Connection

The Callez C01 headset supports connecting to two Bluetooth devices simultaneously. This allows you to seamlessly switch between calls or audio from two different devices without re-pairing.

- Pair the headset with the first device.
- Turn off Bluetooth on the first device.
- Put the headset back into pairing mode and pair it with the second device.
- Turn on Bluetooth on the first device again. The headset should automatically connect to both devices.

## 7. CARE AND MAINTENANCE

---

- **Cleaning:** Use a soft, dry cloth to clean the headset. Do not use harsh chemicals or abrasive materials.
- **Storage:** When not in use, store the headset in its provided storage case to protect it from dust and damage.
- **Battery Care:** To prolong battery life, avoid fully discharging the headset frequently. Charge it regularly, even if not in use for extended periods.
- **Avoid Water:** The headset is not waterproof. Avoid exposure to water or excessive moisture.



## 8. TROUBLESHOOTING GUIDE

Problem	Possible Cause	Solution
Headset won't turn on.	Low battery.	Charge the headset fully.
Cannot pair with device.	Bluetooth is off on device; headset not in pairing mode; too far from device.	Ensure Bluetooth is on; put headset in pairing mode (flashing red/blue); keep devices within 10 meters.
No sound or low volume.	Volume too low on headset or device; headset not connected.	Increase volume on both headset and device; ensure headset is connected.
Poor call quality / Noise.	Environmental noise; microphone not positioned correctly; weak signal.	Ensure microphone is close to mouth; move closer to device; check for obstructions.
Headset disconnects frequently.	Out of range; interference; low battery.	Stay within 10 meters of device; avoid strong electromagnetic interference; charge headset.

## 9. TECHNICAL SPECIFICATIONS

Feature	Specification
Brand	Callez
Model Number	C01
Connectivity Technology	Wireless (Bluetooth 5.0)
Wireless Communication Technology	Bluetooth
Microphone	Dual ENC (Environmental Noise Cancellation) with CVC8.0 Noise Reduction
Compatible Devices	Samsung, Smartphone, iPhone
Charging Time	Approx. 1.5 hours
Talk Time	Up to 8 hours
Music Playback Time	Up to 16 hours
Standby Time	Up to 8 days
Item Weight	16.8 Grams
Material	Metal, Plastic
Ear Placement	In-Ear
Form Factor	In-Ear

Feature	Specification
Impedance	32 ohms
Sound Isolation	Acoustic Isolation
Frequency Range	20 Hz - 20,000 Hz
Battery Composition	Lithium-polymer
Special Features	Noise Cancellation, Fast Charging, Volume Control, Lightweight, Microphone Included





## 10. WARRANTY AND CUSTOMER SUPPORT



The Callez C01 Bluetooth Headset comes with a **2-year warranty** from the date of purchase, as well as a 45-day money-back guarantee. This warranty covers manufacturing defects and workmanship.

For technical support, warranty claims, or any questions regarding your product, please contact Callez customer service through the retailer's platform or visit the official Callez website for contact information. Please have your purchase receipt and product model number (C01) ready when contacting support.


We are committed to providing reliable and effective products and ensuring your satisfaction.

### Related Documents - C01

	<p><a href="#">Callez C01 Wireless Headset User Guide: Setup, Pairing, and Troubleshooting</a></p> <p>Comprehensive user guide for the Callez C01 Wireless Headset. Learn how to set up, pair with devices, charge, fit, and troubleshoot your headset for clear calls and music.</p>
	<p><a href="#">Callez C01 Wireless Headset User Guide</a></p> <p>Comprehensive user guide for the Callez C01 Wireless Headset, covering setup, features, pairing, troubleshooting, and safety information. Learn how to use your Bluetooth headset for calls and music.</p>
	<p><a href="#">Godox C01 Wireless Microphone System User Manual</a></p> <p>Comprehensive user manual for the Godox C01 wireless microphone system, detailing features, setup, operation, and technical specifications for clear and stable audio recording.</p>
	<p><a href="#">AT1 3-in-1 Wireless Charging Headset Stand Combination CJ-C01 User Manual</a></p> <p>This manual provides instructions for the AT1 3-in-1 Wireless Charging Headset Stand Combination CJ-C01. It details the appearance, functions, operation methods, specifications, and safety precautions for using the device, which supports wireless charging for mobile phones, earphones, and watches, along with a headset stand and lighting features.</p>

	<p><a href="#">AOGUERBE Wireless CarPlay Adapter C01 User Manual</a></p> <p>Comprehensive user manual for the AOGUERBE Wireless CarPlay Adapter (Model C01). This guide provides detailed instructions on setup, connection, firmware updates, troubleshooting common issues, and warranty information for seamless integration of your iPhone with your car's CarPlay system.</p>
	<p><a href="#">C01 Wireless Bluetooth Headset User Manual</a></p> <p>User manual for the C01 Wireless Bluetooth Headset by Lingxin Technology, detailing pairing, operation, and charging instructions.</p>

Documents - Callez – C01



[\[pdf\]](#) Guide

Callez 20231024 20240612 Administrator C01 1 make calls easier Get support sales@callez.net C01 Wireless Headset Benutzerhandbuch 13 hours ago — C1dqzBOcNHL ref dp product quick view m media amazon images I |||

make calls easier English Get support sales callez.net Bluetooth Headset \*1 S/M/L Eartip \*1 Headset Case \*1 make calls easier **C01** Wireless Headset User Guide USB Charging Cable \*1 English 1 User Guide \*1 1 2 Volume Volume Mute Button Dual-Mic Earplug 3 **C01** 6 7 make calls easier D...

lang:de score:19 filesize: 7.93 M page\_count: 1 document date: 2024-06-12